



250 Watt Desktop C14 Adapter Series



Features

- DOE Level VI Efficiency Compliant
- Class B EMI
- Non-vented/Spill-proof Case

Applications

- Networking
- Peripherals
- Industrial
- Test and Measurement

Safety Compliance

- UL/IEC62368-1

Mechanical Characteristics

- Length: 204mm (8.03in)
- Width: 94mm (3.70in)
- Height: 43.4mm (1.73in)
- Weight: 1040g (36.68 oz)

Output Specifications

Model	Output Voltage	Max Current	Output Power	Regulation	Ripple & Noise ¹ p-p(max)
PPL250U-120L6	12V	20A	240W	± 5 %	120mV
PPL250U-190L6	19V	13.2A	250W	± 5 %	190mV
PPL250U-240L6	24V	10.4A	250W	± 5 %	240mV
PPL250U-480L6V	48V	5.2A	250W	± 5 %	480mV
PPL250U-560L6V	56V	4.48A	250W	± 5 %	560mV

Notes:

1. 20MHz bandwidth frequency oscilloscope, add a 0.1µF multilayer Cap. and Low ESR Electrolytic Cap. (10µF) at output connector terminals (nominal line voltage, full load)

Input:
AC Input Voltage Rating
 100 to 240VAC

AC Input Voltage Range
 90 to 264VAC

AC Input Frequency
 50 to 60Hz

Input Current
 3.3A max.

Leakage Current
 <3.5mA

Inrush Current
 120A max/230VAC
 (Cold Start at ambient 25°C, full load)

Input Power Saving
 ≤0.21W, no load
 ≤0.5W, 230VAC, no load (48V, 56V)

OUTPUT:
Efficiency²
 DOE Level VI

Over-Voltage Protection
 V out 150% max

Short-Circuit Protection
 Shut down

Over-Current Protection
 I out 150% max

Over-Temperature Protection
 Latch Protection

Operating 0°C to + 40°C
 Non-operating -20°C to +80°C
 Operating Humidity 20°C to 80%

Emissions
 Complies with FCC Class B
 Complies with EN55032 Class B

Dielectric Withstand (Hi-Pot) Test
 Primary to Secondary: 3000VAC for 1 min,
 10mA

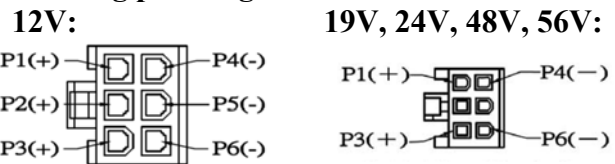
Insulation Resistance
 Primary to Secondary:10M ohm for 500VDC

DC Cable Length
 1200MM

DC Cable Type
 16AWG*4C – 19V, 24V
 16AWG*6C – 12V
 18AWG*4C – 48V, 56V

DC Output Connector
 6-Position Molex housing 39-01-2060 with
 terminals 39-00-077
 Mates with Molex housing 39-01-2061 with
 terminals 39-00-0081

DC Plug pin assignment



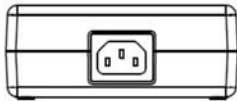
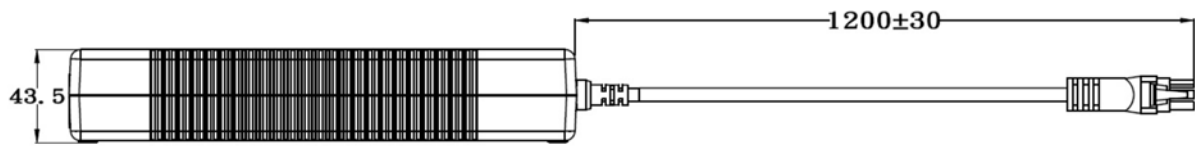
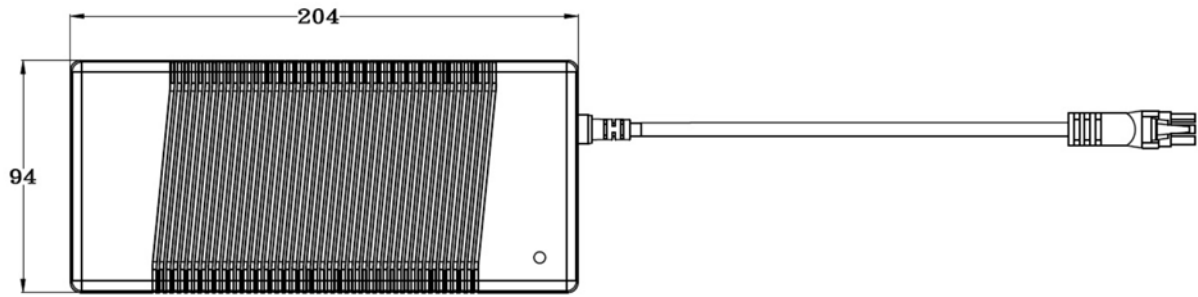
Input Connector
 IEC60320-C14

Notes:

1. The characteristics defined are at ambient temperature of 25°C unless otherwise specified
2. Efficiency is measured after 30 minutes burn-in

PPL250U

Dimension Diagram Unit: mm



FRONT-VIEW

Supplier's Declaration of Conformity
47 CFR § 2.1077 Compliance Information

Phihong USA Corporation
47800 Fremont Boulevard
Fremont, CA 94538
Telephone: (510) 445-0100
www.phihong.com

NOTE: This model has/The models in this product series have been tested and found to comply with the limits for a Class B digital device, pursuant to part 15 of the FCC Rules. These limits are designed to provide reasonable protection against harmful interference in a residential installation. This equipment generates, uses and can radiate radio frequency energy and, if not installed and used in accordance with the instructions, may cause harmful interference to radio communications. However, there is no guarantee that interference will not occur in a particular installation. If this equipment does cause harmful interference to radio or television reception, which can be determined by turning the equipment off and on, the user is encouraged to try to correct the interference by one or more of the following measures:

- Reorient or relocate the receiving antenna.
- Increase the separation between the equipment and receiver.
- Connect the equipment into an outlet on a circuit different from that to which the receiver is connected.
- Consult the dealer or an experienced radio/TV technician for help.

Changes or modifications to equipment not expressly approved by PHIHONG could void the user's authority to operate the equipment.

Mouser Electronics

Authorized Distributor

Click to View Pricing, Inventory, Delivery & Lifecycle Information:

[Phihong:](#)

[PPL250U-120](#) [PPL250U-240](#) [PPL250U-480L6](#)