

AMPLIMITE

TE Internal #: 5-1393480-5

TE Internal Description: V23529B1221B209=SUB D 2

D-Sub Receptacle Assembly: Eurostyle, Right Angle, 2.74mm

[View on TE.com >](#)



Connectors > D-Shaped Connectors > D-Sub Connectors > PCB D-Sub Connectors > D-Sub Receptacle Assembly: Eurostyle, Right Angle, 2.74mm



Connector & Housing Type: **Receptacle**

Connector System: **Cable-to-Board**

Number of Positions: **9**

Centerline (Pitch): **2.74 mm [.108 in]**

Number of Rows: **2**

[All D-Sub Receptacle Assembly: Eurostyle, Right Angle, 2.74mm \(0\)](#)

Features

Product Type Features

Shell Material Configuration	Full Metal Shell
Connector & Housing Type	Receptacle
Connector System	Cable-to-Board
Connector Shell Size	1
Connector & Contact Terminates To	Printed Circuit Board

Configuration Features

Number of Positions	9
Number of Rows	2
PCB Mount Orientation	Right Angle

Body Features

Shell Plating Material	Tin
Primary Product Color	Gray
Connector Profile	Eurostyle

Contact Features

Contact Options	Installed
	30 µin
Contact Mating Area Plating Material	Gold



Contact Underplating Material	Nickel
PCB Contact Termination Area Plating Material	Tin
Contact Base Material	Copper Alloy
Contact Shape & Form	Round
Contact Current Rating (Max)	2.2 A

Termination Features

Termination Post & Tail Length	3.2 mm[.126 in]
Termination Method to PCB	Through Hole - Solder

Mechanical Attachment

Mounting Hole Diameter	3.1 mm[.12 in]
PCB Mount Retention	With
PCB Mount Retention Type	Boardlock
Mating Retention	Without
Connector Mounting Type	Board Mount

Housing Features

Shell Material	Steel
Housing Material	Thermoplastic PBTP
Centerline (Pitch)	2.74 mm[.108 in]

Dimensions

PCB Thickness (Recommended)	1.6 mm[.063 in]
Row-to-Row Spacing	2.84 mm[.112 in]

Usage Conditions

Operating Temperature Range	-55 – 125 °C[-67 – 257 °F]
-----------------------------	----------------------------

Operation/Application

Durability Rating	250 Cycles
Circuit Application	Signal

Industry Standards

Compatible With Approved Standards Products	DIN 41652
UL Flammability Rating	UL 94V-0

Packaging Features

Packaging Quantity	100
Packaging Method	Box



Product Compliance

For compliance documentation, visit the product page on TE.com>

EU RoHS Directive 2011/65/EU	Compliant with Exemptions
EU ELV Directive 2000/53/EC	Compliant
China RoHS 2 Directive MIIT Order No 32, 2016	Restricted Materials Above Threshold
EU REACH Regulation (EC) No. 1907/2006	Current ECHA Candidate List: JUNE 2024 (241) Candidate List Declared Against: JUNE 2024 (241) SVHC > Threshold: Pb (3.6% in Component Part) Article Safe Usage Statements: Do not eat, drink or smoke when using this product. Wash thoroughly after handling. Recycle if possible and dispose of the article by following all applicable governmental regulations relevant to your geographic location.
Halogen Content	Not Low Halogen - contains Br or Cl > 900 ppm.
Solder Process Capability	Wave solder capable to 265°C

Product Compliance Disclaimer









This information is provided based on reasonable inquiry of our suppliers and represents our current actual knowledge based on the information they provided. This information is subject to change. The part numbers that TE has identified as EU RoHS compliant have a maximum concentration of 0.1% by weight in homogenous materials for lead, hexavalent chromium, mercury, PBB, PBDE, DBP, BBP, DEHP, DIBP, and 0.01% for cadmium, or qualify for an exemption to these limits as defined in the Annexes of Directive 2011/65/EU (RoHS2). Finished electrical and electronic equipment products will be CE marked as required by Directive 2011/65/EU. Components may not be CE marked. Additionally, the part numbers that TE has identified as EU ELV compliant have a maximum concentration of 0.1% by weight in homogenous materials for lead, hexavalent chromium, and mercury, and 0.01% for cadmium, or qualify for an exemption to these limits as defined in the Annexes of Directive 2000/53/EC (ELV). Regarding the REACH Regulation, the information TE provides on SVHC in articles for this part number is based on the latest European Chemicals Agency (ECHA) ‘Guidance on requirements for substances in articles’ posted at this URL: <https://echa.europa.eu/guidance-documents/guidance-on-reach>

Compatible Parts

 <p>TE Part # CAT-AM7-248H3 IDC D-Sub: Plug Assembly, Wire to Wire, Signal, 2.77 mm</p>	 <p>TE Part # CAT-AM7-H3 IDC D-Sub: Plug Assembly, Low Profile, Signal, 2.77 mm</p>	 <p>TE Part # CAT-AM7-248H4 IDC D-Sub: Connector Kit, Plug, Wire to Wire, Signal, 2.77 mm</p>	 <p>TE Part # 5-1393480-8 V23529B1221C109=SUB D STIFTLEI</p>
--	---	--	---

Customers Also Bought



 <p>TE Part #YDIV44E17-06SNC009 RECP ASSY</p>	 <p>TE Part #YDIV44E21-41PNC009 RECP ASSY</p>	 <p>TE Part #YDIV44E23-35PAC009 RECP ASSY</p>	 <p>TE Part #YDIV44E25-24SAC009 RECP ASSY</p>
 <p>TE Part #YDIV44E25-24SCC009 RECP ASSY</p>	 <p>TE Part #YDIV44E25-35PBC009 RECP ASSY</p>	<p>TE Part #12336-12 CONT SOC ASSY</p>	<p>TE Part #Y17SC0270000000000 MODULE</p>
 <p>TE Part #YDIV44E25-24PAC009 RECP ASSY</p>	 <p>TE Part #YDIV44E25-61PDC003 RECP ASSY</p>		

Documents

- CAD Files

3D PDF

3D

Customer View Model

[ENG_CVM_CVM_5-1393480-5_A.2d_dxf.zip](#)

English

Customer View Model

[ENG_CVM_CVM_5-1393480-5_A.3d_igs.zip](#)

English

Customer View Model

[ENG_CVM_CVM_5-1393480-5_A.3d_stp.zip](#)

English

By downloading the CAD file I accept and agree to the [Terms and Conditions](#) of use.

- Datasheets & Catalog Pages

[AMPLIMITE Subminiature D Connectors - Right-Angle Posted Connectors](#)

English