

61291-1 ✓ ACTIVE

AMP-IN


TE Internal #: 61291-1

Receptacle, 22 – 18 AWG Wire Size, .3 – .9 mm<sup>2</sup> Wire Size, Through Hole - Solder, Pre-Tin Plating, Reel, Terminates To Wire & Cable, PCB Terminals

[View on TE.com >](#)



Terminals & Splices > PCB Terminals



PCB Terminal Type: **Receptacle**

Mating Pin Diameter: **2.36 mm [ .093 in ]**

Compatible Insulation Diameter (Max): **2.79 mm [ .11 in ]**

Compatible Insulation Diameter Range: **1.52 – 2.79 mm [ .06 – .11 in ]**

Wire Size: **22 – 18 AWG**

### Features

#### Product Type Features

Terminal Features	Stud Hole
-------------------	-----------

#### Contact Features

PCB Terminal Type	Receptacle
Mating Pin Diameter	2.36 mm[.093 in]
Terminal Plating Material	Pre-Tin
Terminal Orientation	Straight

#### Termination Features

Termination Method to PCB	Through Hole - Solder
Product Terminates To	Wire & Cable

#### Mechanical Attachment

Wire Insulation Support	With
-------------------------	------

#### Dimensions

Terminal Material Thickness	.3 mm[.012 in]
-----------------------------	----------------



Compatible Insulation Diameter (Max)	2.79 mm[.11 in]
Compatible Insulation Diameter Range	1.52 – 2.79 mm[.06 – .11 in]
Wire Size	.3 – .9 mm <sup>2</sup>

### Usage Conditions

Insulation Option	Uninsulated
Operating Temperature Range	-55 – 105 °C[-67 – 221 °F]

### Packaging Features

Packaging Quantity	7000
Packaging Method	Reel

### Product Compliance

[For compliance documentation, visit the product page on TE.com>](#)

EU RoHS Directive 2011/65/EU	Compliant
EU ELV Directive 2000/53/EC	Compliant
China RoHS 2 Directive MIIT Order No 32, 2016	No Restricted Materials Above Threshold
EU REACH Regulation (EC) No. 1907/2006	Current ECHA Candidate List: JUNE 2024 (241) Candidate List Declared Against: JUNE 2024 (241) Does not contain REACH SVHC
Halogen Content	Low Halogen - Br, Cl, F, I < 900 ppm per homogenous material. Also BFR/CFR/PVC Free
Solder Process Capability	Not applicable for solder process capability

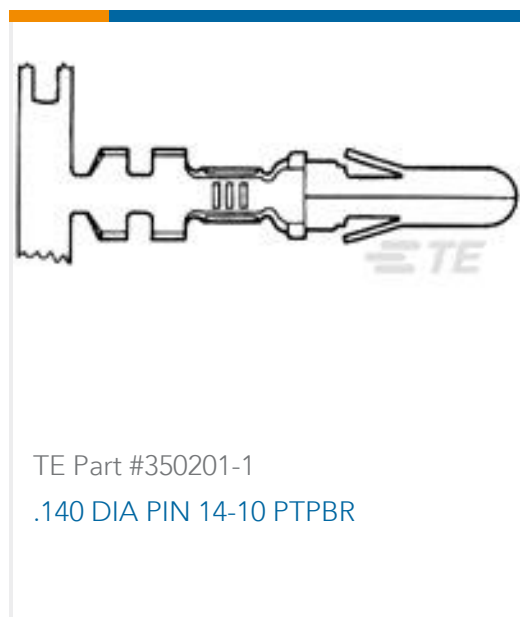
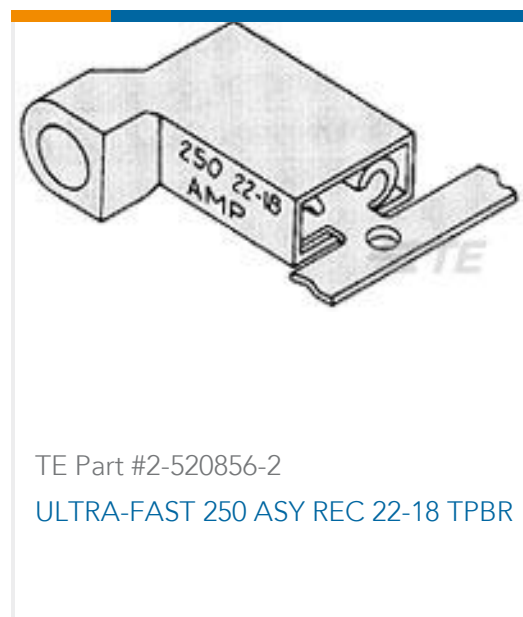
#### Product Compliance Disclaimer

This information is provided based on reasonable inquiry of our suppliers and represents our current actual knowledge based on the information they provided. This information is subject to change. The part numbers that TE has identified as EU RoHS compliant have a maximum concentration of 0.1% by weight in homogenous materials for lead, hexavalent chromium, mercury, PBB, PBDE, DBP, BBP, DEHP, DIBP, and 0.01% for cadmium, or qualify for an exemption to these limits as defined in the Annexes of Directive 2011/65/EU (RoHS2). Finished electrical and electronic equipment products will be CE marked as required by Directive 2011/65/EU. Components may not be CE marked. Additionally, the part numbers that TE has identified as EU ELV compliant have a maximum concentration of 0.1% by weight in homogenous materials for lead, hexavalent chromium, and mercury, and 0.01% for cadmium, or qualify for an exemption to these limits as defined in the Annexes of Directive 2000/53/EC (ELV). Regarding the REACH Regulation, the information TE provides on SVHC in articles for this part number is based on the latest European Chemicals Agency (ECHA) 'Guidance on requirements for substances in articles' posted at this URL: <https://echa.europa.eu/guidance-documents/guidance-on-reach>

### Compatible Parts



### Customers Also Bought



### Documents



### Product Drawings

#### RECPT .093 DIA 22-18 PTPPHBRZ

English

---

### CAD Files

#### Customer View Model

[ENG\\_CVM\\_61291-1\\_L.3d\\_igs.zip](#)

English

#### Customer View Model

[ENG\\_CVM\\_61291-1\\_L.3d\\_stp.zip](#)

English

#### Customer View Model

[ENG\\_CVM\\_61291-1\\_L.2d\\_dxf.zip](#)

English

#### 3D PDF

English

#### 3D PDF

3D

#### Customer View Model

[ENG\\_CVM\\_CVM\\_61291-1\\_P.2d\\_dxf.zip](#)

English

#### Customer View Model

[ENG\\_CVM\\_CVM\\_61291-1\\_P.3d\\_igs.zip](#)

English

#### Customer View Model

[ENG\\_CVM\\_CVM\\_61291-1\\_P.3d\\_stp.zip](#)

English

By downloading the CAD file I accept and agree to the [Terms and Conditions](#) of use.

---

### Datasheets & Catalog Pages

#### PRINTED CIRCUIT BOARD TERMINALS AND DISCONNECTS

English

---

### Product Specifications

#### Application Specification

English