

FEATURES

- Available with or without Flared Entry
- Choice of four board thicknesses
- Choice of three materials
- Choice of nine finishes
- Spring design to retain PC boards

APPLICATIONS

- Where metal guides are required
- Moderate heat transfer and vibration
- Electrically and thermally conductive
- Install with rivets, screws or adhesives

For mechanical and thermal performance data see the Technical Applications section pages 77-94

Meets the requirements of drawings 85020 and 85021 for flared entry, Defense Supply Center, Columbus.


An optional 7.50" length is available as a special part: Part No. 35-1X-T-15-F

MATERIAL

.008(.20) thick Beryllium Copper or Stainless Steel

WEIGHT

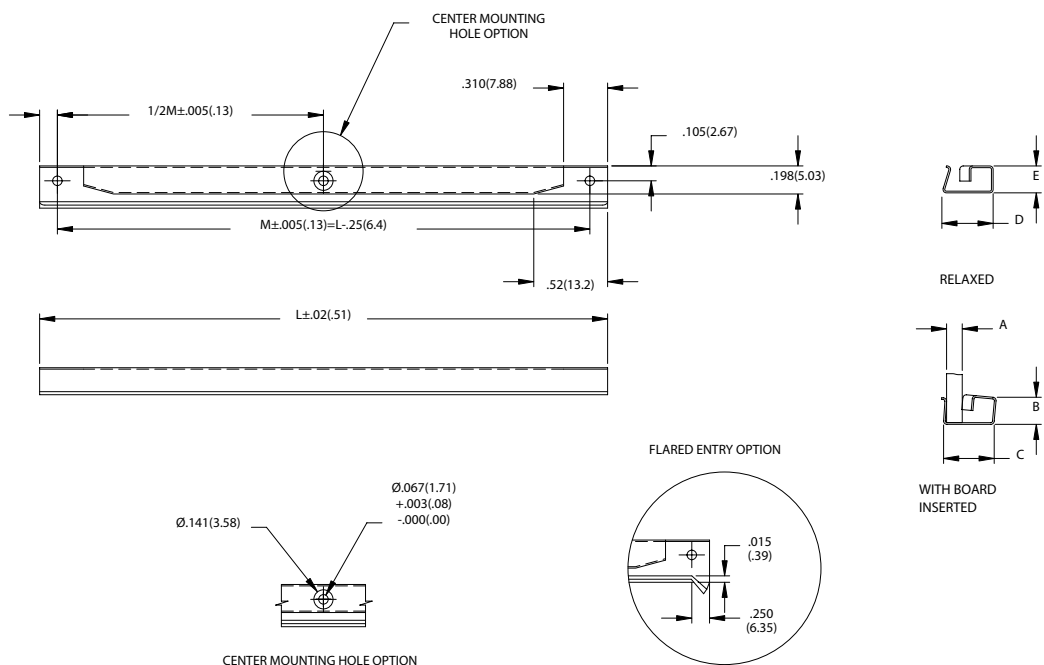
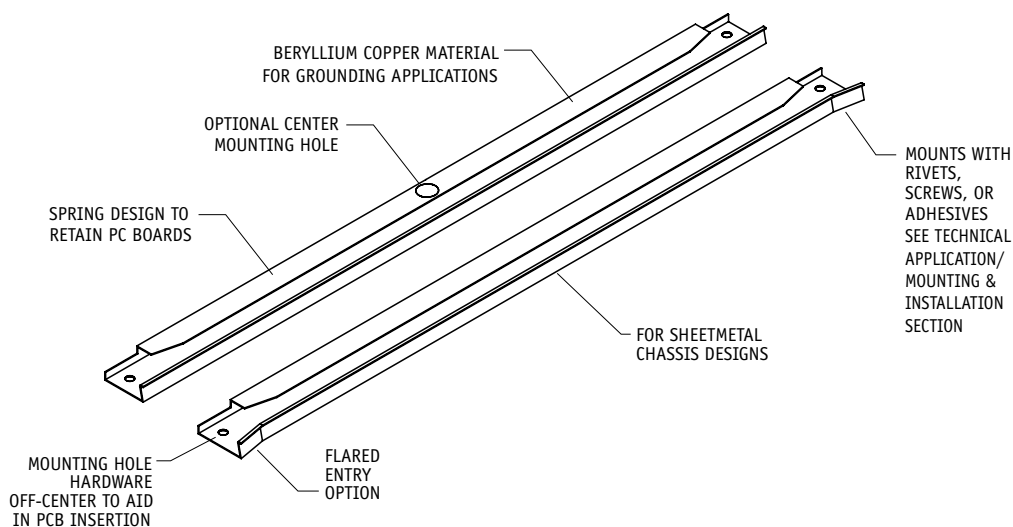
.033 oz/in
(0.37 gm/cm)
Either material



Series 35-1 PCB-Tainer

DSCC 85020 & 85021

**MODERATE HEAT & VIBRATION APPLICATIONS
ELECTRICALLY & THERMALLY CONDUCTIVE**



NOTE ON DIMENSIONS:
ENGLISH LISTED FIRST
FOLLOWED BY METRIC
IN PARENTHESES

TOLERANCES:
UNLESS OTHERWISE SPECIFIED
.XXX(.XX)=.01(.25)
.XX(.X)=.02(.5)

1 FINISH TABLE

CONTACT FACTORY FOR OTHER FINISHES

DASH #	FINISH (see pg.9 for RoHS Compliance)
NONE	SILVER PLATE PER QQ-S-365, TYPE III, GRADE A
-1	NONE
-2	EBANOL PER MIL-F-495 FOR BERYLLIUM COPPER
-3	CADMIUM PLATE QQ-P-416
-4	COPPER PLATE PER MIL-C-14550, CLASS 2
-5	GOLD PLATE PER MIL-G-45204, TYPE 1, CLASS 1
-6	NICKEL PLATE PER QQ-N-290, CLASS 1, GRADE G, BRIGHT
-7	ZINC PLATE CLEAR CHROMATE, PER ASTM-B-633, Fe/Zn 8
-8	ZINC PLATE YELLOW CHROMATE, PER ASTM-B-633 Fe/Zn 8

2 MATERIALS TABLE

CODE LETTER	MATERIAL
B	BERYLLIUM COPPER, 1/4H PER, ASTM-B-194
BH	BERYLLIUM COPPER, 1/4 HT PER QQ-C-533, HEAT TREATED
CR	STAINLESS STEEL, TYPE 301 COND 1/4 H PER AMS 5517

FOR MECHANICAL AND THERMAL PERFORMANCE SEE THE TECHNICAL APPLICATIONS SECTION PAGES 77-94

3 DIMENSION TABLE

DASH #	A BOARD THICKNESS	B	C MAX		D	E
			35-1	35F-1		
-1	.031(0.79)	.180(4.58)	.330(8.39)	.360(9.15)	.298(7.57)	.156(3.97)
-2	.063(1.60)	.180(4.58)	.330(8.39)	.360(9.15)	.298(7.57)	.156(3.97)
-3	.094(2.39)	.180(4.58)	.330(8.39)	.360(9.15)	.298(7.57)	.156(3.97)
-4	.125(3.18)	.180(4.58)	.370(9.40)	.400(10.16)	.330(8.39)	.156(3.96)

Part Number Code

Series 35-1 PCB-Tainer

35 x x -1x -x -x -x

Center Mounting Hole:

Center Mounting Hole: _____ C
None: _____ [Blank]

Flared Entry

Flared Entry: _____ F
None: _____ [Blank]

Material

Select Code Letter from Material Table 2: _____

Board Thickness

Select from Board Thickness Table 3: _____

Length

In 1/2" increments: _____ -4 = 2" thru -12 = 6"

In 12.7mm increments: _____ -4 = 50.8mm thru -12 = 152.4mm

Special Part: 7.50" Length _____ -15

Finish

Select from Finish Table 1: _____
No dash number required for CR material. Stainless steel parts are passivated only.

Order Code example: 35C-1B-2-4-7

Series 35-1 PCB-Tainer, with center mounting hole, Beryllium Copper, for .063(1.60) board thickness, 2.00 in(50.8mm) long, zinc plate clear chromate finish.