


PCI/PX Backplane

Supports PCI and ISA slot on one backplane! For PICMG 1.0 Single Board Computer



The advantages of using the PICMG 1.0 card series are numerous:

1. Supports standard PICMG version 1.0 slot on the PCI/PX series passive backplane.
2. Compatible with all available PCI/ISA cards. PCI/PX backplane is also integrated with the ROCKY series card slot.

Selection Guide

PAC series wall-mount chassis
 4U/5U rack-mount chassis
 1U/2U rack-mount chassis


Model	PCI-4S-RS-R40	PCI-5S-RS-R40	PCI-5S2A-RS-R40 PCI-5S2-RS-R40	PCI-6S-RS-R40	PCI-7S-RS-R41	PCI-8S-RS-R40
Total Slot	4	5	5	6	7	8
PCI Slot	3	3	4	4	4	4
ISA Slot	1	2	1	2	3	4
PSU Type	ATX/AT	ATX/AT	ATX/AT	ATX/AT	ATX/AT	ATX/AT
Chassis	N/A	PAC-1000G	RACK-500G	PAC-106G PAC-107G PAC-1000G	PAC-1700G	N/A

Model	PCI-10S-RS-R41	PCI-10S2-RS-R41	PX-10S-RS-R50	PCI-12S-RS-R40	PCI-13SD-RS-R40	PCI-14S-RS-R40
Total Slot	10	10	10	12	13	14
PCI Slot	4	4	7	4	3+4	4
ISA Slot	5	5	3	7	3+3	9
PSU Type	ATX/AT	ATX/AT	ATX/AT	ATX/AT	ATX/AT	ATX/AT
Chassis	PAC-125G	N/A	PAC-125G	RACK-3000G	RACK-305G RACK-360G RACK-3000G	N/A
Note					for Dual System	

Model	PCI-14S2-RS-R40	PCI-14S3-RS-R40	PX-14S3-RS-R50	PX-14S5-RS-R50	PCI-19S-RS-R40	PX-20S3-RS-R40
Total Slot	14	14	14	14	19	20
PCI Slot	4	4	12	7	4	18
ISA Slot	8	9	2	6	14	1
PSU Type	ATX/AT	ATX/AT	ATX/AT	ATX/AT	ATX/AT	ATX/AT
Chassis	RACK-305G RACK-360G RACK-3000G	RACK-305G RACK-360G RACK-3000G	RACK-305G RACK-360G RACK-3000G	RACK-305G RACK-360G RACK-3000G	N/A	N/A

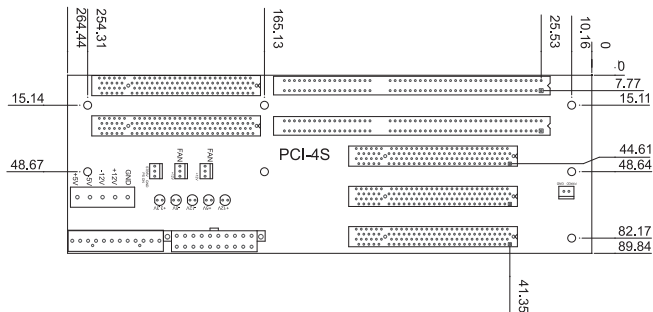
Model	PCI-2SD2-RS-R41	PCI-5SD5-RS-R40	PCI-5SD6-RS-R40	PCI-5SDA-RS-R40	PCI-6SD-RS-R40/PCI-6SR-RS-R30
Total Slot	2	6	6	6	6
PCI Slot	R2	L2+R2	L2+R2	L2+R2	L1+R1
ISA Slot					L1+R1
PSU Type	ATX/AT	AT	ATX	ATX/AT	ATX
Chassis	RACK-1150G	RACK-220G	RACK-220G	RACK-220G	RACK-220G

PCI-4S-RS-R40




Ordering Information

PCI-4S-RS-R40 4-slot backplane with three PCI slots and one ISA slot



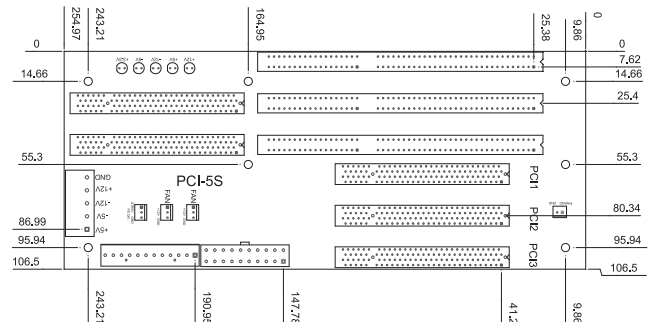
PCI-5S-RS-R40




Ordering Information

PCI-5S-RS-R40 5-slot backplane with three PCI slots and two ISA slots

PAC-1000G 6-slot full-size compact chassis



PCI-5S2-RS-R40/PCI-5S2A-RS-R40

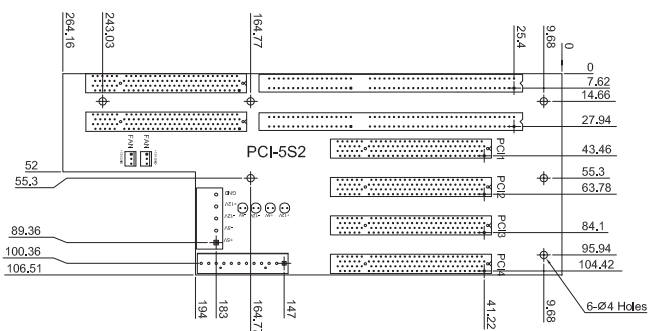


Ordering Information


PCI-5S2-RS-R40 5-slot AT power backplane with four PCI slots and one ISA slot

PCI-5S2A-RS-R40 5-slot ATX power backplane with four PCI slots and one ISA slot

RACK-500G 5-slot full-size compact chassis



PCI-6S-RS-R40



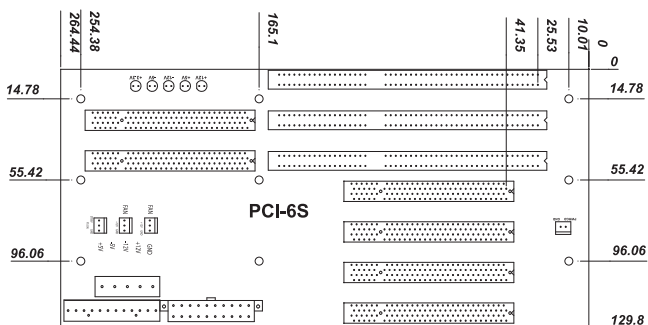
Ordering Information

PCI-6S-RS-R40 6-slot backplane with four PCI slots and two ISA slots


PAC-106G 6-slot full-size compact chassis

PAC-107G 6-slot full-size compact chassis

PAC-1000G 6-slot full-size compact chassis

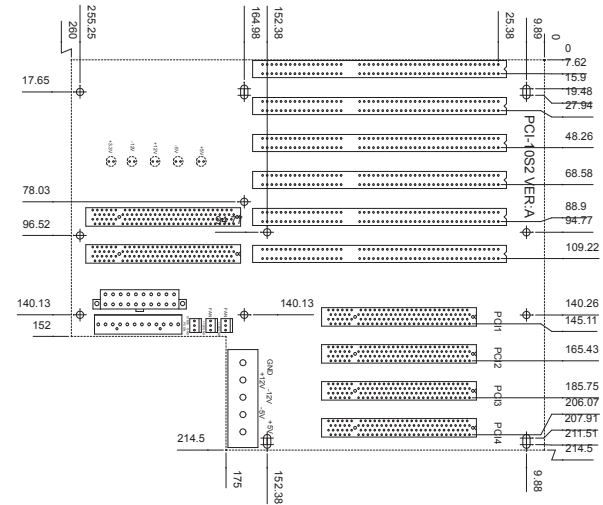


PCI-10S2-RS-R41




Ordering Information

PCI-10S2-RS-R41 10-slot backplane with four PCI slots and five ISA slots

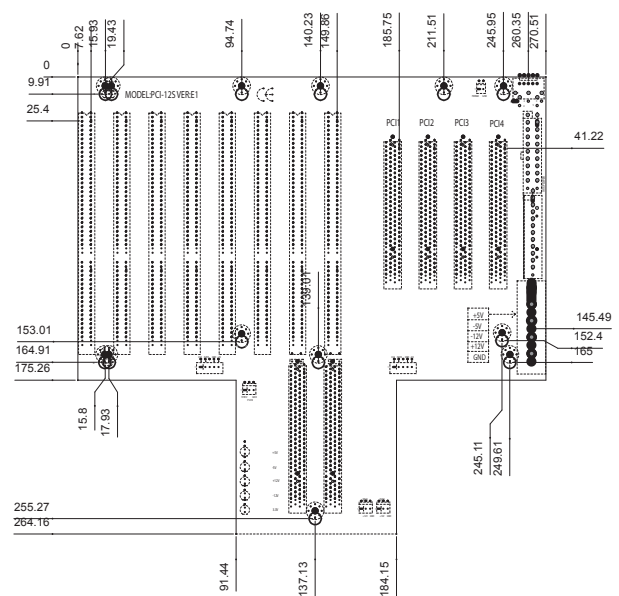


PCI-12S-RS-R40




Ordering Information

PCI-12S-RS-R40 12-slot backplane with four PCI slots and seven ISA slots
 RACK-3000G 4U 14-slot full-size rack-mount chassis

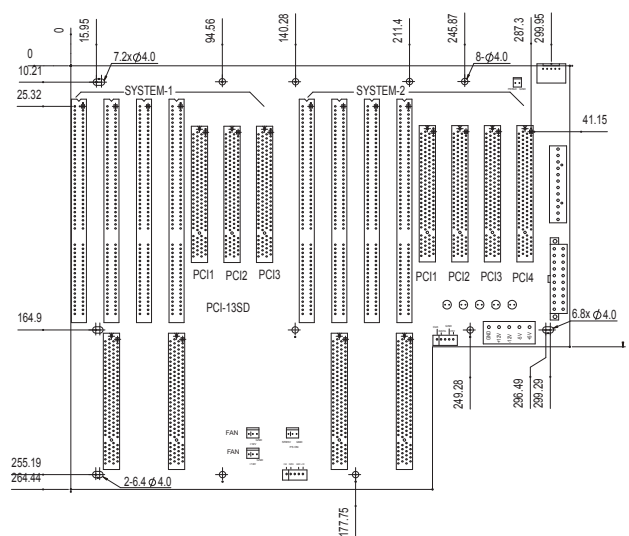


PCI-13SD-RS-R40 Dual System

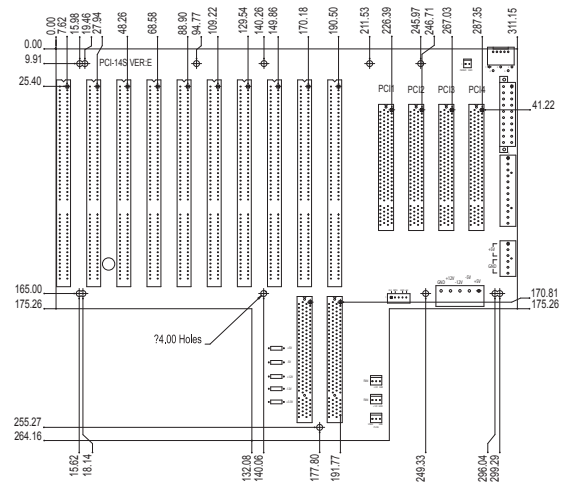



Ordering Information

PCI-13SD-RS-R40 13-slot dual-system backplane with system 1 having 3 PCI slots and three ISA slots and system 2 having four PCI slots and three ISA slots
 RACK-305G 4U 14-slot full-size rack-mount chassis
 RACK-360G 4U 14-slot full-size rack-mount chassis
 RACK-3000G 4U 14-slot full-size rack-mount chassis



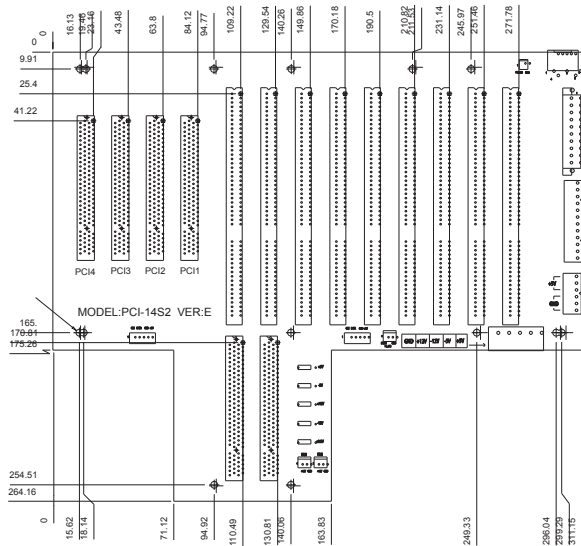

PCI-14S-RS-R40



Ordering Information

PCI-14S-RS-R40 14-slot backplane with 4 PCI slots and 9 ISA slots

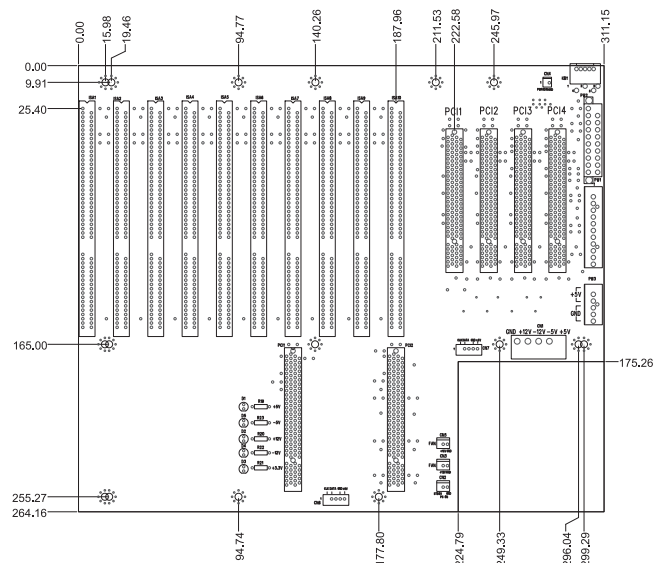

PCI-14S2-RS-R40



Ordering Information

PCI-14S2-RS-R40 14-slot backplane with 4 PCI slots and 8 ISA slots
 RACK-305G 4U 14-slot full-size rack-mount chassis
 RACK-360G 4U 14-slot full-size rack-mount chassis
 RACK-3000G 4U 14-slot full-size rack-mount chassis


PCI-14S3-RS-R40



Ordering Information

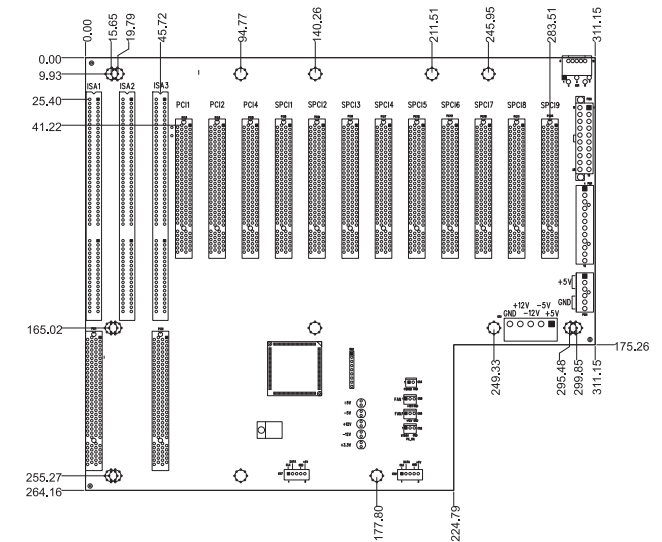
PCI-14S3-RS-R40 14-slot backplane with 4 PCI slots and 9 ISA slots
 RACK-305G 4U 14-slot full-size rack-mount chassis
 RACK-360G 4U 14-slot full-size rack-mount chassis
 RACK-3000G 4U 14-slot full-size rack-mount chassis

PX-14S3-RS-R50




Ordering Information

PX-14S3-RS-R50	14-slot backplane with 12 PCI slots and 2 ISA slots
RACK-305G	4U 14-slot full-size rack-mount chassis
RACK-360G	4U 14-slot full-size rack-mount chassis
RACK-3000G	4U 14-slot full-size rack-mount chassis

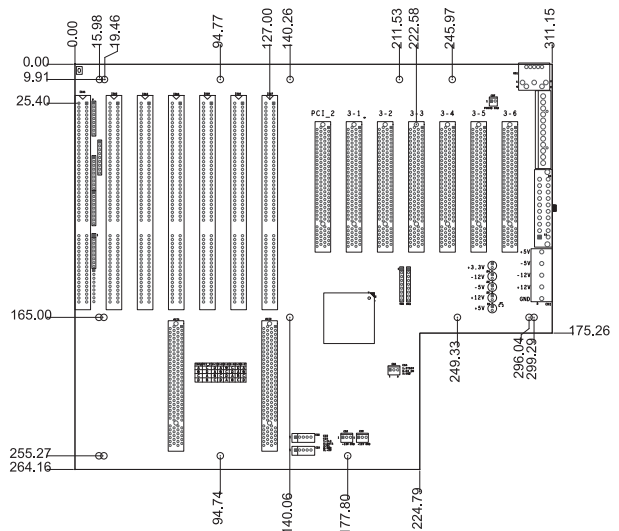


PX-14S5-RS-R50




Ordering Information

PX-14S5-RS-R50	14-slot backplane with 7 PCI slots and 6 ISA slots
RACK-305G	4U 14-slot full-size rack-mount chassis
RACK-360G	4U 14-slot full-size rack-mount chassis
RACK-3000G	4U 14-slot full-size rack-mount chassis

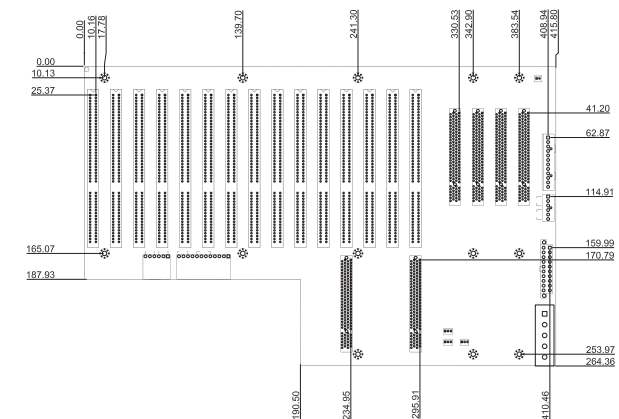


PCI-19S-RS-R40




Ordering Information

PCI-19S-RS-R40	19-slot backplane with 4 PCI slots and 14 ISA slots
----------------	---

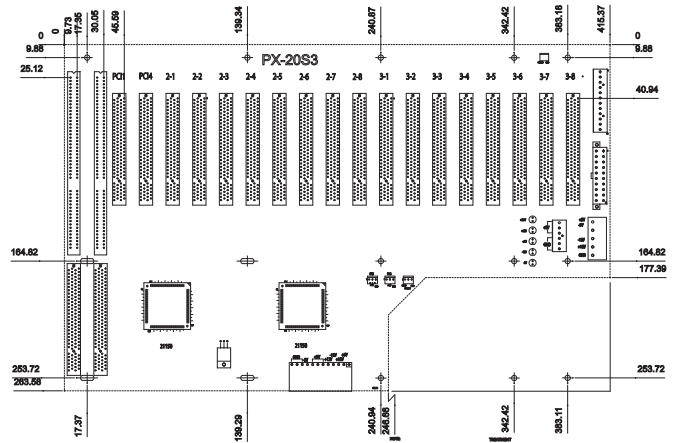


PX-20S3-RS-R40



Ordering Information

PCI-20S3-RS-R40 20-slot backplane with 18 PCI slots and 1 ISA slot

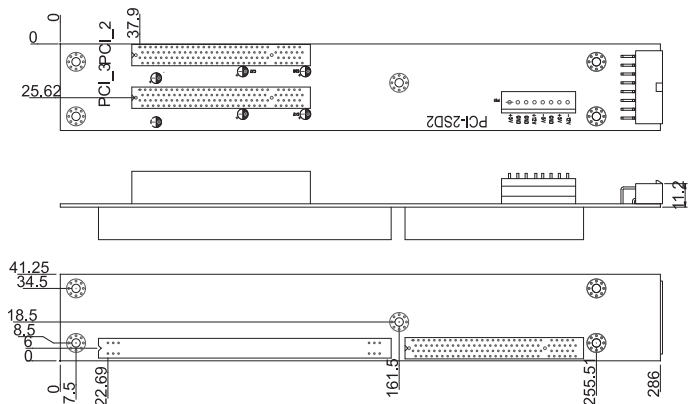


PCI-2SD2-RS-R41




Ordering Information

PCI-2SD2-RS-R41 1U chassis backplane with 2 PCI slots
 RACK-1150G 1U full-size rack-mount chassis



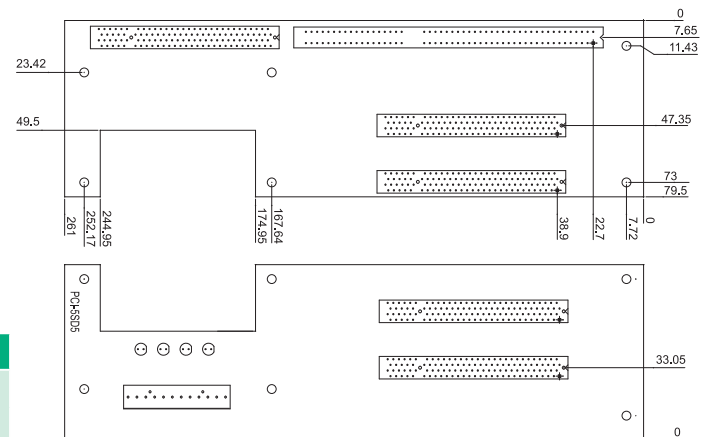
* The adapter cable 32100-040600-RS is required when connecting PCI-2SD2-RS to a standard ATX supply.

PCI-5SD5-RS-R40 2U Type




Ordering Information

PCI-5SD5-RS-R40 2U chassis backplane with 4 PCI slots
 RACK-220G 2U 6-slot full-size rack-mount chassis

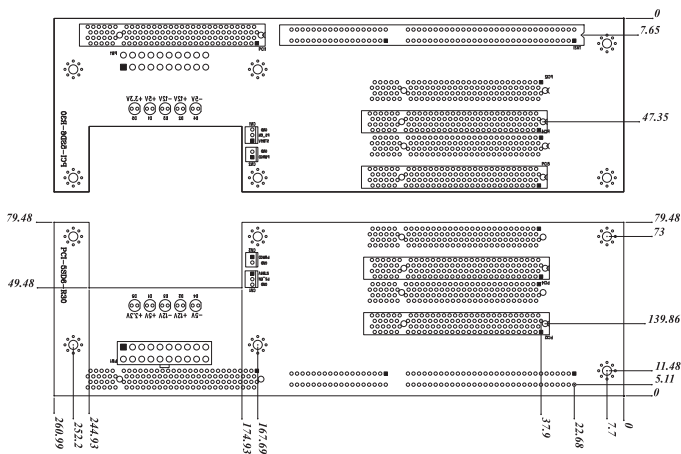


PCI-5SD6-RS-R40 2U Type




Ordering Information

PCI-5SD6-RS-R40	2U chassis backplane with 4 PCI slots
RACK-220G	2U 6-slot full-size rack-mount chassis

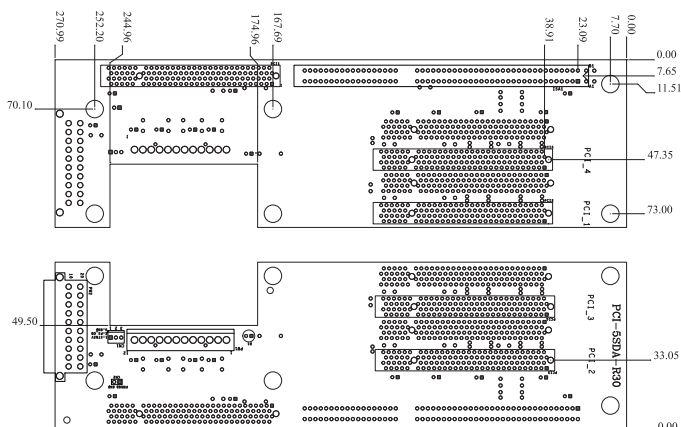


PCI-5SDA-RS-R40 2U Type




Ordering Information

PCI-5SDA-RS-R40	2U chassis backplane with 4 PCI slots
RACK-220G	2U 6-slot full-size rack-mount chassis



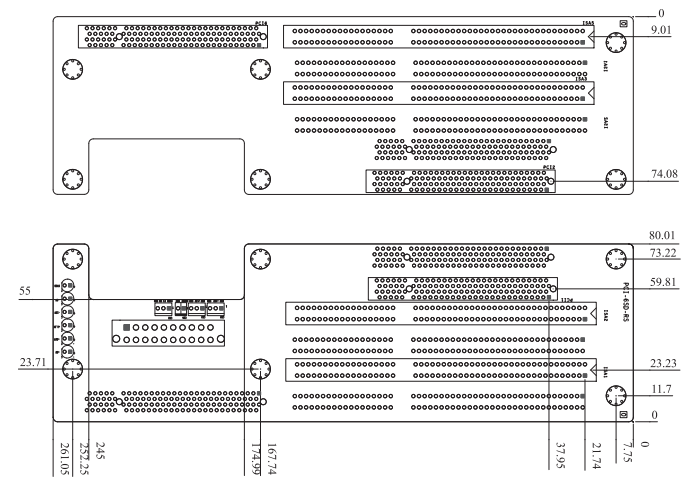
PCI-6SD-RS-R40/PCI-6SR-RS-R30 (AT mode)



2U Type

Ordering Information

PCI-6SD-RS-R40	2U chassis backplane with 2 PCI slots and 2 ISA slots
PCI-6SR-RS-R30	2U chassis backplane with 2 PCI slots and 2 ISA slots (AT mode)
RACK-220G	2U 6-slot full-size rack-mount chassis



Mouser Electronics

Authorized Distributor

Click to View Pricing, Inventory, Delivery & Lifecycle Information:

[IEI:](#)

[PCI-6SR-RS-R30](#) [PCI-12S-RS-R40](#) [PCI-4S-RS-R40](#) [PCI-10S2-RS-R41](#) [PCI-5S-RS-R40](#) [PCI-5SDA-RS-R40](#) [PCI-14S2-RS-R40](#) [PCI-8S-RS-R40](#) [PCI-10S-RS-R41](#) [PCI-5SD6-RS-R40](#) [PCI-5S2-RS-R40](#) [PCI-14S3-RS-R40](#) [PCI-5S2A-RS-R40](#) [PCI-14S-RS-R40](#) [PCI-5SD5-RS-R40](#) [PCI-6SD-RS-R40](#) [PCI-7S-RS-R41](#) [PCI-13SD-RS-R40](#) [PCI-6S-RS-R40](#) [PCI-19S-RS-R40](#)