


# Multilayer Chip Ferrite Bead – EPZ Series

Operating temp. : -55°C ~+125°C



## FEATURES

- ◆ Internal silver printed layers and magnetic shielded structures to minimize crosstalk.
- ◆ Monolithic structure for excellent reliability.
- ◆ Smaller DC resistance and larger allowable current than UPZ series.
- ◆ Can be used in a wide range of frequency to suppress EMI.

## APPLICATIONS

- ◆ Noise suppression for power lines or large current signal lines of electric equipments, such as communication equipments, computers, AV equipments, etc

## PRODUCT IDENTIFICATION

1	2	3	4	5	6
EPZ	4030	U	300	-10R0	T

1 Type	
EPZ	Chip Ferrite Bead for Extra High Current

2 External Dimensions (L×W) (mm)	
1005 [0402]	1.0×0.5
4030 [1612]	4.0×3.0

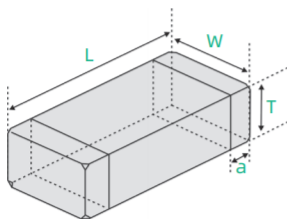
3 Material Code	
D,E,U	

4 Nominal Impedance	
Example	Nominal Value
300	30Ω
560	56Ω

5 Rated Current	
10R0	10A

6 Packing	
T	Tape & Reel

## SHAPE AND DIMENSIONS



Unit: mm [inch]

Type	L	W	T	a
EPZ1005 [0402]	1.0±0.15 [.039±.006]	0.5±0.15 [.020±.006]	0.5±0.15 [.020±.006]	0.25±0.1 [.010±.004]
EPZ4030 [1612]	4.0±0.2 [.158±.008]	3.0±0.2 [.118±.008]	1.6±0.2 [.063±.008]	0.8±0.3 [.031±.012]

**SPECIFICATIONS** EPZ1005TYPE

Part Number	Impedance	Z Test Frequency	Max. DC Resistance	Max. Rated Current	Thickness
Units	$\Omega$	MHz	m $\Omega$	mA	mm [inch]
Symbol	Z	Freq.	DCR	I <sub>r</sub>	T
EPZ1005D100-3R1T	10±25%	100	18	3100	0.5±0.15 [.020±.006]
EPZ1005D800-2R3T	80±25%	100	38	2300	
EPZ1005D121-2R0T	120±25%	100	50	2000	
EPZ1005E221-1R2T	220±25%	100	100	1200	

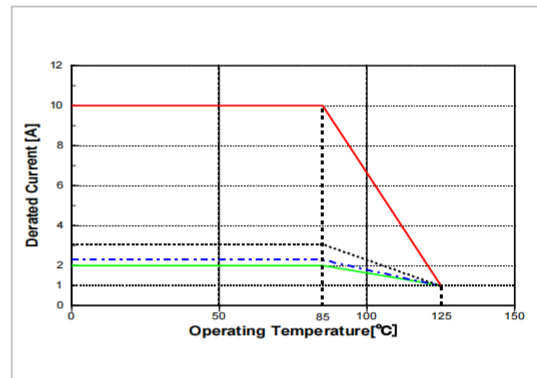
EPZ4030TYPE

Part Number	Impedance	Z Test Frequency	Max. DC Resistance	Max. Rated Current	Thickness
Units	$\Omega$	MHz	m $\Omega$	mA	mm [inch]
Symbol	Z	Freq.	DCR	I <sub>r</sub>	T
EPZ4030D300-10R0T	30±25%	100	4	10000	1.6±0.2 [.063±.008]
EPZ4030D400-10R0T	40±25%	100	4	10000	
EPZ4030D560-10R0T	56±25%	100	4	10000	
EPZ4030U300-10R0T	30±25%	100	4	10000	
EPZ4030U360-10R0TB01	36±25%	100	0.75	10000	
EPZ4030U400-10R0T	40±25%	100	4	10000	
EPZ4030U560-10R0T	56±25%	100	4	10000	

**TYPICAL ELECTRICAL CHARACTERISTICS**

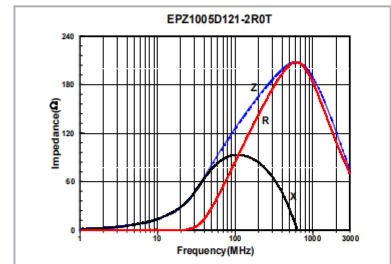
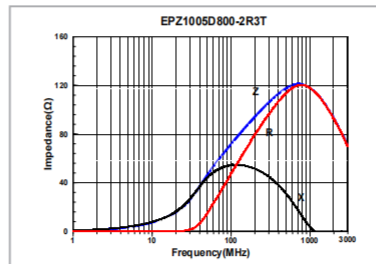
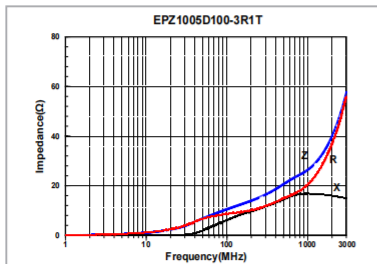
Rated Current

When operating temperatures exceed +85°C, derating of current is necessary for chip ferrite beads for which rated current is 1000mA and over. Please apply the derating curve shown in chart according to the operating temperature.



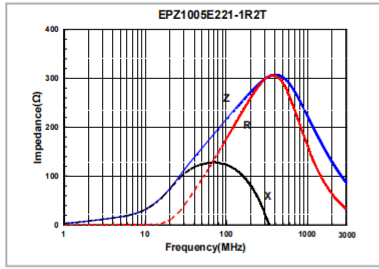
**DETAIL ELECTRICAL CHARACTERISTICS**

EPZ1005 TYPE



**DETAIL ELECTRICAL CHARACTERISTICS**

**EPZ1005 TYPE**



**EPZ4030 TYPE**

