


DIKD 1,5 BU - Initiator/actuator terminal block



2716101

<https://www.phoenixcontact.com/us/products/2716101>

Please be informed that the data shown in this PDF document is generated from our online catalog. Please find the complete data in the user documentation. Our general terms of use for downloads are valid.



Initiator/actuator terminal block, nom. voltage: 250 V, nominal current: 24 A, connection method: Screw connection, 1st, 2nd and 3rd level, Rated cross section: 2.5 mm², cross section: 0.2 mm² - 4 mm², mounting type: NS 35/7,5, NS 35/15, color: blue

Your advantages

- The first initiator can also be connected to this three-conductor feed-through terminal block
- The positive and negative potential can be supplied to the insertion bridges via this power terminal block

Commercial data

Item number	2716101
Packing unit	50 pc
Minimum order quantity	50 pc
Sales key	BE12
Product key	BE1217
Catalog page	Page 481 (C-1-2019)
GTIN	4017918061814
Weight per piece (including packing)	20.45 g
Weight per piece (excluding packing)	19.03 g
Customs tariff number	85369010
Country of origin	PL

DIKD 1,5 BU - Initiator/actuator terminal block



2716101

<https://www.phoenixcontact.com/us/products/2716101>

Technical data

Product properties

Product type	Sensor/actuator terminal block
Number of connections	6
Number of rows	3
Potentials	3

Data management status

Article revision	07
------------------	----

Insulation characteristics

Overvoltage category	III
Degree of pollution	3

Electrical properties

Rated surge voltage	4 kV
Maximum power dissipation for nominal condition	0.77 W

Connection data

Number of connections per level	2
Nominal cross section	2.5 mm ²

1st, 2nd and 3rd level

Screw thread	M3
Tightening torque	0.5 ... 0.6 Nm
Stripping length	8 mm
Internal cylindrical gage	A3
Connection in acc. with standard	IEC 60947-7-1
Conductor cross section rigid	0.2 mm ² ... 4 mm ²
Cross section AWG	24 ... 12 (converted acc. to IEC)
Conductor cross section flexible	0.2 mm ² ... 2.5 mm ²
Conductor cross section, flexible [AWG]	24 ... 14 (converted acc. to IEC)
Conductor cross-section flexible (ferrule without plastic sleeve)	0.25 mm ² ... 2.5 mm ²
Flexible conductor cross section (ferrule with plastic sleeve)	0.25 mm ² ... 2.5 mm ²
Cross-section with insertion bridge, rigid	4 mm ²
Cross-section with insertion bridge, flexible	2.5 mm ²
2 conductors with same cross section, solid	0.2 mm ² ... 1 mm ²
2 conductors with same cross section, flexible	0.2 mm ² ... 1 mm ²
2 conductors with same cross section, flexible, with ferrule without plastic sleeve	0.25 mm ² ... 1 mm ²
2 conductors with the same cross section, flexible, with TWIN ferrule with plastic sleeve	0.5 mm ² ... 1 mm ²
Nominal current	24 A
Maximum load current	30 A (with 4 mm ² conductor cross section)

DIKD 1,5 BU - Initiator/actuator terminal block



2716101

<https://www.phoenixcontact.com/us/products/2716101>

Nominal voltage	250 V
Nominal cross section	2.5 mm ²

Dimensions

Width	6.2 mm
Height	72.5 mm
Depth on NS 35/7,5	54.5 mm
Depth on NS 35/15	62 mm

Material specifications

Color	blue (RAL 5015)
Flammability rating according to UL 94	V2
Insulating material group	I
Insulating material	PA
Static insulating material application in cold	-40 °C
Temperature index of insulation material (DIN EN 60216-1 (VDE 0304-21))	125 °C
Relative insulation material temperature index (Elec., UL 746 B)	125 °C

Electrical tests

Surge voltage test

Test voltage setpoint	4.8 kV
Result	Test passed

Temperature-rise test

Requirement temperature-rise test	Increase in temperature ≤ 45 K
Result	Test passed
	Test passed
Short-time withstand current 2.5 mm ²	0.3 kA
	0.3 kA
	0.3 kA
Result	Test passed

Power-frequency withstand voltage

Test voltage setpoint	1.5 kV
Result	Test passed

Mechanical properties

Mechanical data

Open side panel	No
-----------------	----

Mechanical tests

Mechanical strength

Result	Test passed
--------	-------------

DIKD 1,5 BU - Initiator/actuator terminal block



2716101

<https://www.phoenixcontact.com/us/products/2716101>

Attachment on the carrier

DIN rail/fixing support	NS 35
Test force setpoint	1 N
Result	Test passed

Test for conductor damage and slackening

Rotation speed	10 (+/- 2) rpm
Revolutions	135
Conductor cross section/weight	0.2 mm ² / 0.2 kg
	2.5 mm ² / 0.7 kg
	4 mm ² / 0.9 kg
Result	Test passed

Environmental and real-life conditions

Needle-flame test

Time of exposure	30 s
Result	Test passed

Oscillation/broadband noise

Specification	DIN EN 50155 (VDE 0115-200):2018-05
---------------	-------------------------------------

Shocks

Test directions	X-, Y- and Z-axis (pos. and neg.)
-----------------	-----------------------------------

Ambient conditions

Ambient temperature (operation)	-60 °C ... 110 °C (Operating temperature range incl. self-heating; for max. short-term operating temperature, see RTI Elec.)
Ambient temperature (storage/transport)	-25 °C ... 60 °C (for a short time, not exceeding 24 h, -60 °C to +70 °C)
Ambient temperature (assembly)	-5 °C ... 70 °C
Ambient temperature (actuation)	-5 °C ... 70 °C
Permissible humidity (operation)	20 % ... 90 %
Permissible humidity (storage/transport)	30 % ... 70 %

Standards and regulations

Connection in acc. with standard	IEC 60947-7-1
----------------------------------	---------------

Mounting

Mounting type	NS 35/7,5
	NS 35/15

DIKD 1,5 BU - Initiator/actuator terminal block

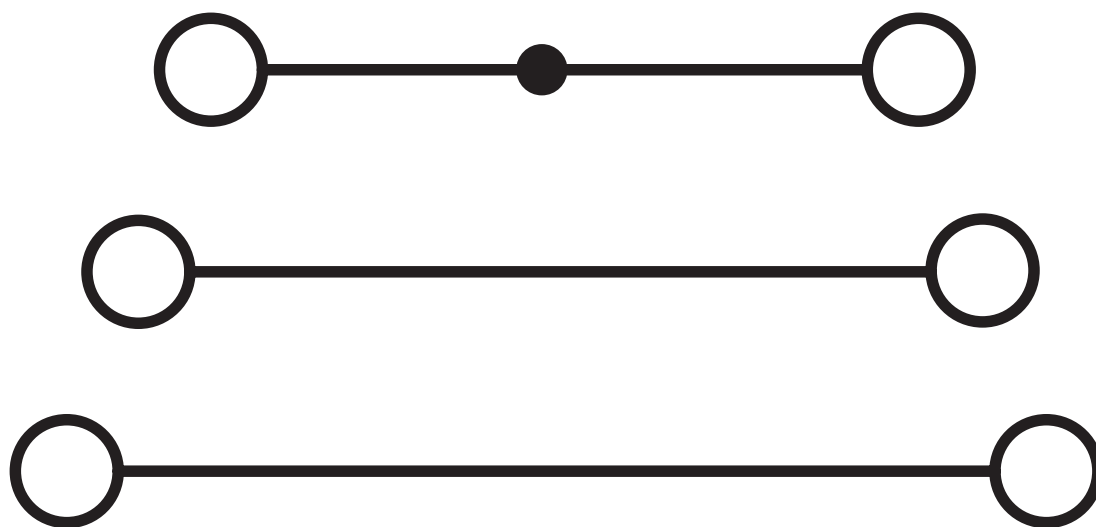


2716101

<https://www.phoenixcontact.com/us/products/2716101>

Drawings

Circuit diagram



DIKD 1,5 BU - Initiator/actuator terminal block





2716101


<https://www.phoenixcontact.com/us/products/2716101>

Approvals

To download certificates, visit the product detail page: <https://www.phoenixcontact.com/us/products/2716101>

 CSA Approval ID: 13631				
	Nominal voltage U_N	Nominal current I_N	Cross section AWG	Cross section mm^2
	300 V	15 A	28 - 14	-

 EAC Approval ID: RU C-DE.BL08.B.00534				
---	--	--	--	--

 cULus Recognized Approval ID: E60425				
	Nominal voltage U_N	Nominal current I_N	Cross section AWG	Cross section mm^2
Use group B				
	300 V	15 A	30 - 14	-
PE connection	-	-	30 - 14	-
Use group C				
	150 V	15 A	30 - 14	-
PE connection	-	-	30 - 14	-
Use group D				
	300 V	10 A	30 - 14	-

DIKD 1,5 BU - Initiator/actuator terminal block



2716101

<https://www.phoenixcontact.com/us/products/2716101>

Classifications

ECLASS

ECLASS-11.0	27141128
ECLASS-12.0	27141128
ECLASS-13.0	27250112

ETIM

ETIM 9.0	EC000900
----------	----------

UNSPSC

UNSPSC 21.0	39121400
-------------	----------

DIKD 1,5 BU - Initiator/actuator terminal block



2716101

<https://www.phoenixcontact.com/us/products/2716101>

Environmental product compliance

EU RoHS

Fulfills EU RoHS substance requirements	Yes, No exemptions
---	--------------------

China RoHS

Environment friendly use period (EFUP)	EFUP-E
	No hazardous substances above the limits

EU REACH SVHC

REACH candidate substance (CAS No.)	No substance above 0.1 wt%
-------------------------------------	----------------------------

Phoenix Contact 2024 © - all rights reserved
<https://www.phoenixcontact.com>

Phoenix Contact USA
586 Fulling Mill Road
Middletown, PA 17057, United States
(+717) 944-1300
info@phoenixcon.com