

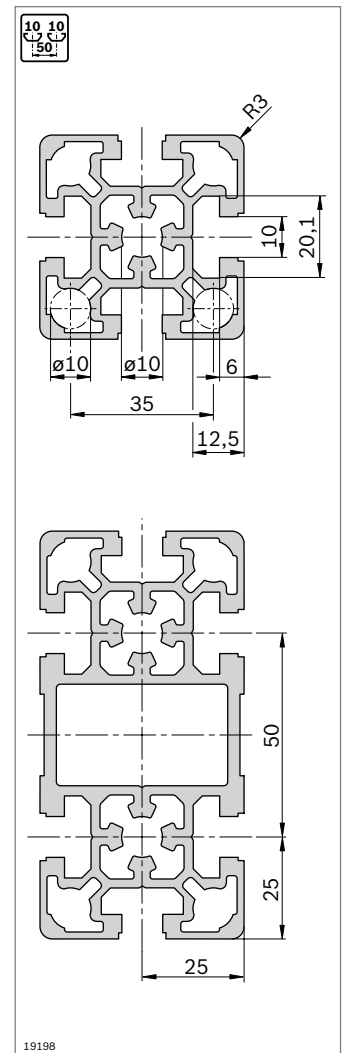
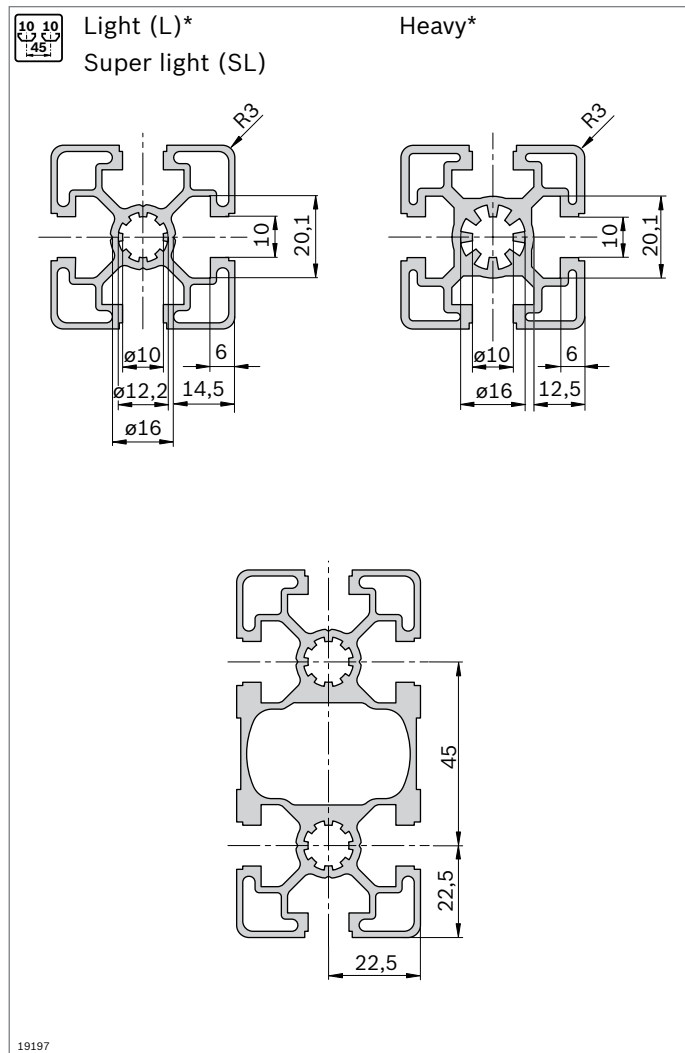
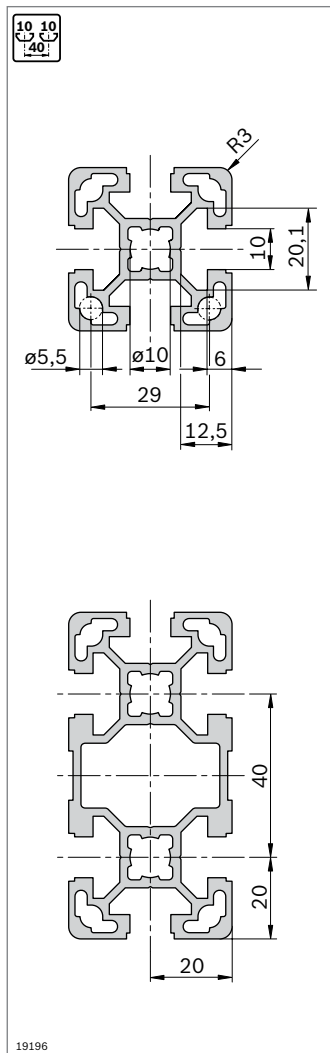
Strut profiles with 10 mm slot

The Rexroth modular profile system, with 10 mm slots in the modular dimensions 40 mm, 45 mm, 50 mm, and 60 mm, covers all conventional profile dimensions on the world market.

45 mm, and 50 mm, e.g. 50x50L) combine high strengths with minimum use of materials. This gives you a cost-effective and stable solution for the construction of tables, protection devices or frames, for instance.

Thanks to their computer-optimized design, the strut profiles L with 10 mm slot (modular dimensions 40 mm,

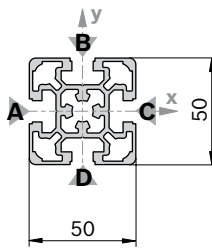
Slot, modular dimensions, central bore



*) The following L-profiles have a "heavy" slot geometry:
 45x90x90L; 45x90x90L 4N; 90x90L; 90x90L 4N; 90x90L 4NVS; 90x180L

50x50L

A = 9,3 cm²
 I_x = 21,2 cm⁴
 I_y = 21,2 cm⁴
 W_x = 8,5 cm³
 W_y = 8,5 cm³
 m = 2,5 kg/m



19454

Cover cap	Color	ESD	No.
50x50 (1x)	Signal gray		20 3 842 548 820
50x50 (1x)	Black		20 3 842 548 821

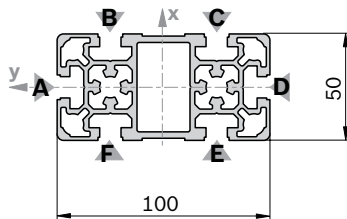
Material: PP

Cover cap with hole	Color	ESD	No.
50x50 (1x)	Signal gray		20 3 842 548 822
50x50 (1x)	Black		20 3 842 548 823

Material: PP

50x100L

A = 17,2 cm²
 I_x = 162,8 cm⁴
 I_y = 42,6 cm⁴
 W_x = 32,6 cm³
 W_y = 17,0 cm³
 m = 4,6 kg/m



19455

Cover cap	Color	ESD	No.
50x50 (2x)	Signal gray		20 3 842 548 820
50x50 (2x)	Black		20 3 842 548 821

Material: PP

Cover cap with hole	Color	ESD	No.
50x50 (2x)	Signal gray		20 3 842 548 822
50x50 (2x)	Black		20 3 842 548 823

Material: PP

50x50L	L (mm)	No.
1 pcs	50 ... 6000	3 842 993 156 / L
1 pcs M12	60 ... 6000	3 842 993 157 / L
1 pcs M12 M12	110 ... 6000	3 842 993 158 / L
1 pcs M12 D17	90 ... 6000	3 842 993 159 / L
1 pcs D9,8 D9,8	80 ... 6000	3 842 993 164 / L
1 pcs D17	60 ... 6000	3 842 993 160 / L
1 pcs D17 D17	80 ... 6000	3 842 993 161 / L
1 pcs D17 D17V	80 ... 6000	3 842 993 162 / L
20 pcs	6070	3 842 529 351

Quick & Easy (p. 2-8, see fold-out section)

50x50L	3 842 993 665 / ...
Length L (mm)	50 ... 6000
Standard profile finishing (note minimum length, p. 2-25)	M12 / M16 / D9.8 / D17 / DB17
Customized profile finishing (L _{max} = 5400 mm)	DI / DIS / MT / MTS / MI / MIS / DG ¹⁾

¹⁾ DG_{max} = 45°; L_{min1} / L_{min2} = 387 / 474 mm

50x100L	L (mm)	No.
1 pcs	50 ... 6000	3 842 993 163 / L
1 pcs M12	60 ... 6000	3 842 993 165 / L
1 pcs M12 M12	110 ... 6000	3 842 993 166 / L
1 pcs D17 D17	90 ... 6000	3 842 993 167 / L
1 pcs D17 D17V	80 ... 6000	3 842 993 168 / L
1 pcs D17V	60 ... 6000	3 842 993 169 / L
1 pcs D17V D17V	90 ... 6000	3 842 993 170 / L
10 pcs	6070	3 842 537 825

Profile finishing: M12: in all core holes
 D17: in slots B/F, C/E
 D17V: in slot A/D

Quick & Easy (p. 2-8, see fold-out section)

50x100L	3 842 993 663 / ...
Length L (mm)	50 ... 6000
Standard profile finishing (note minimum length, p. 2-25)	M12 / M16 / D9,8 / D17 / DB17 / F1 (A, D) ¹⁾
Customized profile finishing (L _{max} = 5400 mm)	DI / DIS / MT / MTS / MI / MIS / DG ²⁾

¹⁾ For the specified slots

²⁾ DG_{max} = 45°; L_{min1} / L_{min2} = 474 / 648 mm