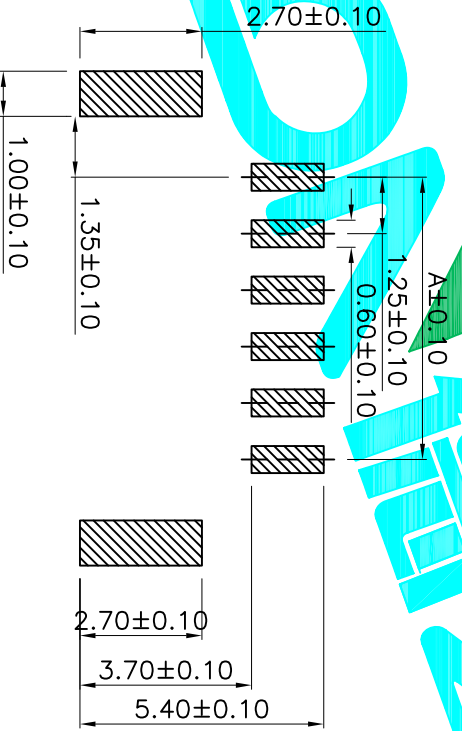
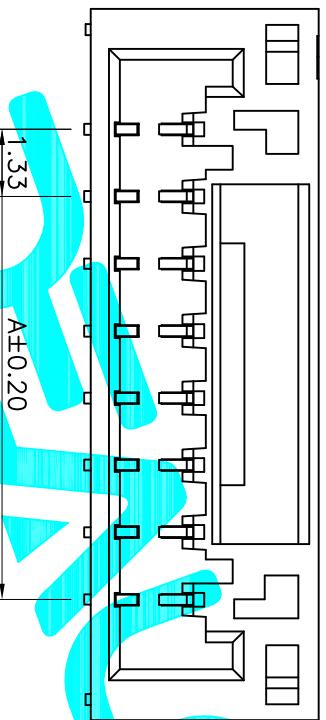
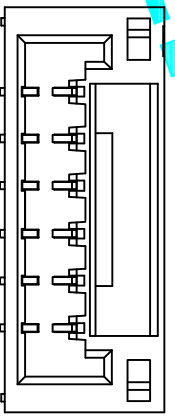
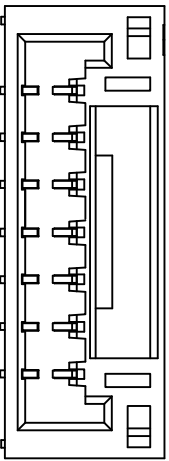


Poles	Dimensions(mm)		
	A	B	C
02	1.25	5.75	4.95
03	2.50	7.00	6.20
04	3.75	8.25	7.45
05	5.00	9.50	8.70
06	6.25	10.75	9.95
07	7.50	12.00	11.20
08	8.75	13.25	12.45
09	10.00	14.50	13.70
10	11.25	15.75	14.95
11	12.50	17.00	16.20
12	13.75	18.25	17.45



PCB Layout(Pattern side)



NOTE:
 Voltage rating: 50V AC/DC
 Current rating: 1A AC / DC
 Withstanding voltage: 500V AC/minute
 Temperature range: -40°C~+110°C
 Insulation resistance: ≥100MΩ
 Contact resistance: ≤20mΩ
 After environmental test: ≤50mΩ

ECN NO.	REV.	DATE.	DESCRIPTION.	CHANGE.	CHECK.	APPRO.
	A		NEW			

APPROVALS	DATE
DRAWN G.M.Chen	2015/5/22
CHECKED	
APPROVALS	

DEALON 德之隆
 ELECTRONICS CO.,LTD

TOLERANCES ARE	30 ^{±0.15}	±0.30	ANGLE	PART NO.	L125WS-XPFW
	10 ^{±0.10}	±0.20		UNIT: mm	SCALE: 1:1
	5 ^{±0.10}	±0.15	±2°	DRAWING NO.	SHEET 1 OF 1
					PROJ.