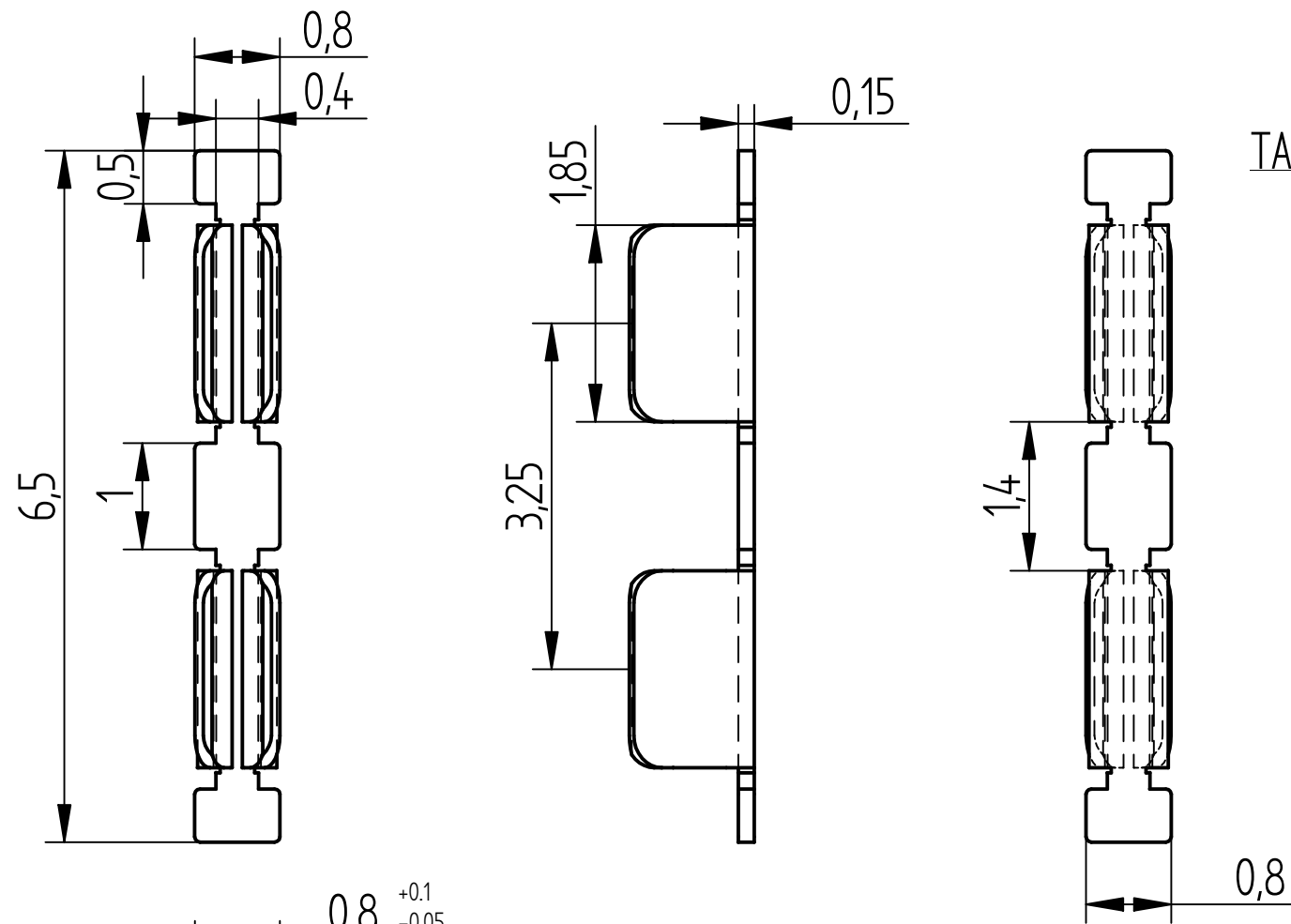


REVISION HISTORY

REV	DESCRIPTION	DATE	APPROVED
A	신규 제정	2009.10.05	P.K.KO
B	공차 변경	2010.05.10	P.K.KO
C	인입부 치수 변경 0.72 => 0.8 +0.1 -0.05	2011.11.24	P.K.KO
D	SHIELD CASE THICKNESS 0.15±0.02 => 0.15 +0.02 -0	2012.03.30	P.K.KOH

TAPING 사양도 (SCALE 2/1)

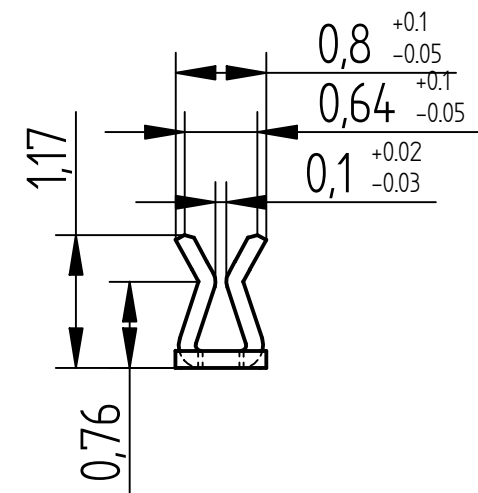


NOTES

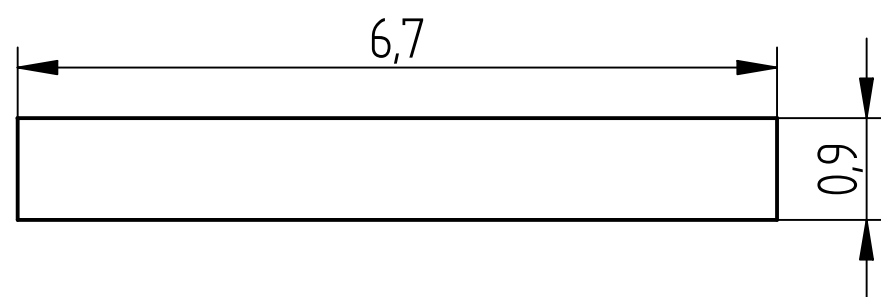
- MATERIAL : SUS301
- MATERIAL THICKNESS : 0.15±
- FINISHED : Sn(100%) PLATING ON BOTH SIDE
(Ni0.5µm Sn1.27µm)
- PACKING MATERIALS.
- REEL : HIPS 0.3±
- COVER TAPE : PS
- Q'TY/REEL : 10,000ea
- AVAILABLE SHIELD CASE THICKNESS : 0.15 +0.02 -0
- CONTACT RESISTANCE 300mΩ MAX
- INTENTION FORCE/RETENTION FORCE SPEC

	INTENTION FORCE	RETENTION FORCE
SPEC	MAX 0.8Kg	MIN 0.1Kg

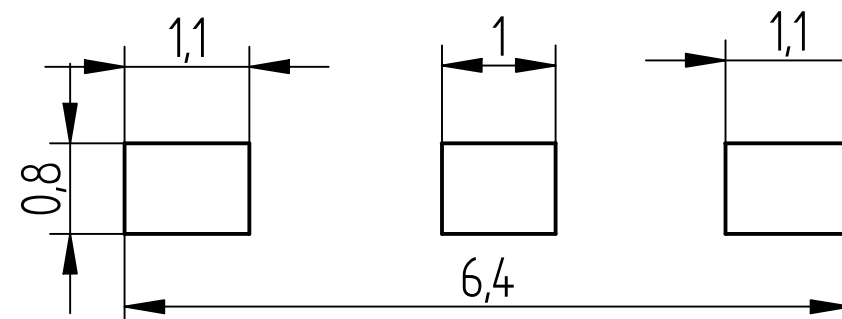
- STENCIL THICKNESS : 0.12T
- Maintain 90° ±3 while engage & disengage shield can & shield clip to prevent deformation & to maintain retention force of shield clip



SCALE : 15/1



RECOMMENDED PCB LAYOUT



RECOMMENDED STENCIL LAY-OUT 0.1T

UNLESS OTHERWISE SPECIFIED
DIMENSIONS ARE IN MILLIMETERS
TOLERANCES ARE
ANGLES ± 0.3°
0 ~ 1 ± 0.05
1 ~ 5 ± 0.1
5 ~ 10 ± 0.15

 (주)이노칩테크놀로지		
TITLE SHILED CLIP		
SIZE A3	DWG NO ICSRC6508-015SFR	REV D
FILE NAME: ICSRC6508-015SFR.dft		
SCALE:	WEIGHT:	SHEET 1 OF 1