


Micro Spring™ Air Core Inductors



- Small air core inductors feature high Q and tight tolerances
- Acrylic jacket provides a flat top for pick and place
- Solder coated leads ensure reliable soldering

Terminations RoHS compliant tin-silver over copper Other terminations available at additional cost.

Weight 0906: 10–12 mg; 1606: 18 – 27 mg

Ambient temperature –40°C to +125°C with Irms current

Maximum part temperature +140°C (ambient + temp rise)

Storage temperature Component: –40°C to +140°C.

Tape and reel packaging: –40°C to +80°C

Resistance to soldering heat Max three 40 second reflows at

+260°C, parts cooled to room temperature between cycles

Temperature Coefficient of Inductance (TCL) +5 to +70 ppm/°C

Moisture Sensitivity Level (MSL) 1 (unlimited floor life at <30°C / 85% relative humidity)

Failures in Time (FIT) / Mean Time Between Failures (MTBF)

One per billion hours / one billion hours, calculated per Telcordia SR-332

Packaging 0906: 500 per 7" reel Plastic tape: 8 mm wide, 0.3 mm thick, 4 mm pocket spacing, 1.5 mm pocket depth

1606: 500 per 7" reel Plastic tape: 12 mm wide, 0.3 mm thick, 4 mm pocket spacing, 1.6 mm pocket depth

Recommended pick and place nozzle: OD: 0.059"; ID: 0.035"

PCB washing Tested to MIL-STD-202 Method 215 plus an additional aqueous wash. See [Doc787_PCB_Washing.pdf](#).

Part number ¹	Turns	Inductance ² (nH)	Percent tolerance ³	Q ⁴ min	SRFmin ⁵ (GHz)	DCR max ⁶ (mOhm)	Irms ⁷ (A)
0906-2_L_	2	1.65	10,5,2	100	10.0	4.0	1.6
0906-3_L_	3	2.55	5,2,1	100	8.2	5.0	1.6
0906-4_L_	4	3.85	5,2,1	100	7.5	6.0	1.6
0906-5_L_	5	5.40	5,2,1	100	7.0	8.0	1.6
1606-6_L_	6	5.60	5,2,1	100	6.5	9.0	1.6
1606-7_L_	7	7.15	5,2,1	100	6.0	10	1.6
1606-8_L_	8	8.80	5,2,1	100	6.0	12	1.6
1606-9_L_	9	9.85	5,2,1	100	5.2	13	1.6
1606-10_L_	10	12.55	5,2,1	100	4.6	14	1.6

1. When ordering, specify **tolerance, termination and packaging** codes:

1606-10GLC

Tolerance: F = 1% G = 2% J = 5% K = 10% (Table shows stock tolerances in bold.)

Termination: L = RoHS compliant tin-silver (96.5/3.5) over copper. Special order: T = RoHS tin-silver-copper (95.5/4/0.5) or S = non-RoHS tin-lead (63/37).

Packaging: C = 7" machine-ready reel. EIA-481 embossed plastic tape, 500 parts per full reel.
 B = Less than full reel. In tape, but not machine-ready. To have a leader and trailer added (\$25 charge), use code letter C instead.
 P = 7" machine-ready reel. EIA-481 embossed plastic tape. Factory order only, not stocked (3000 parts per full reel).

- Inductance measured at 800 MHz using Agilent/HP 4286 or equivalent with a Coilcraft SMD-A fixture and correlation.
 - Tolerances in bold are stocked for immediate shipment.
 - Q measured at 800 MHz using an Agilent/HP 4291A with an Agilent/HP 16193A test fixture or equivalents.
 - SRF measured using an Agilent/HP 8720D or equivalent with a Coilcraft SMD-D fixture.
 - DCR tested on the Cambridge Technology Model 510 Micro-ohmmeter or equivalent.
 - Current that causes a 15°C temperature rise from 25°C ambient. This information is for reference only and does not represent absolute maximum ratings.
 - Electrical specifications at 25°C.
- Refer to Doc 362 "Soldering Surface Mount Components" before soldering.

S-Parameter files
ON OUR WEB SITE

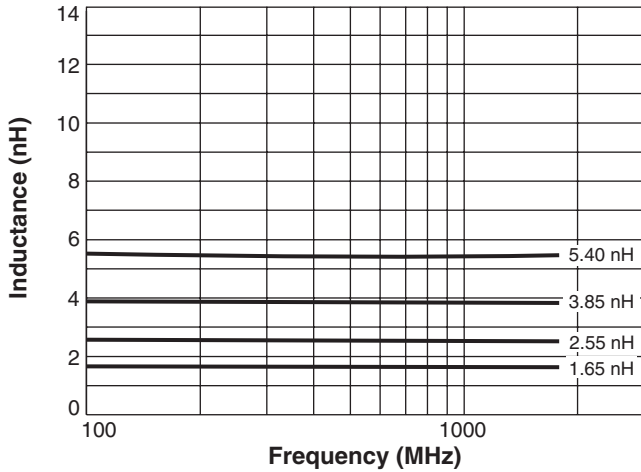
SPICE models
ON OUR WEB SITE

Designer's Kit C308 contains 12 each of all values.
 Designer's Kit C308-2 contains 12 each of all 2% values.

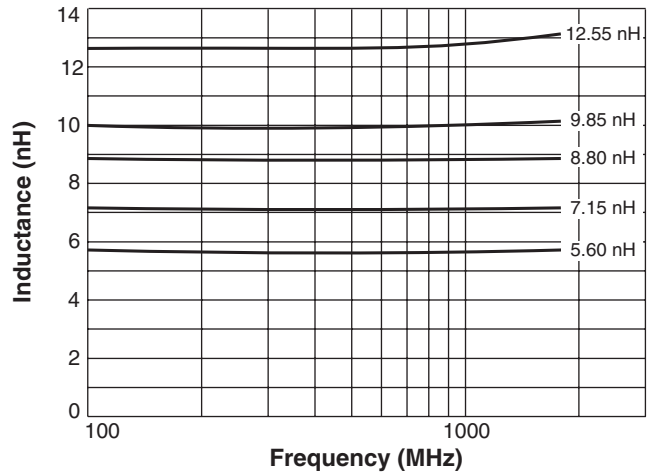


Micro Spring™ Air Core Inductors

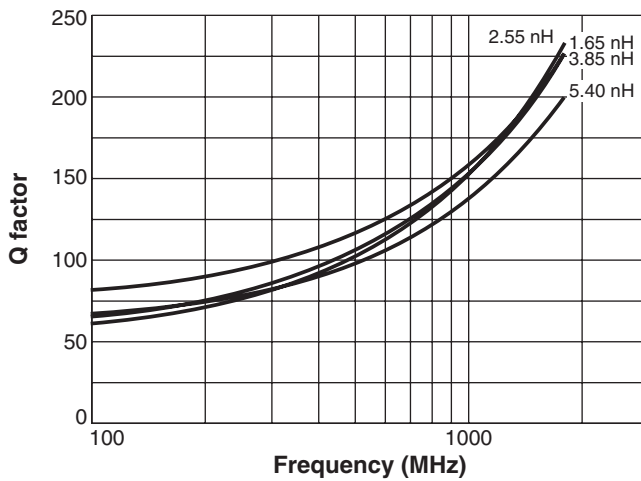
Typical L vs Frequency – 0906 Series



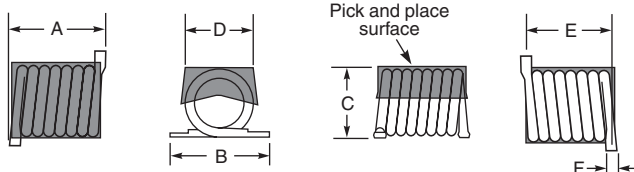
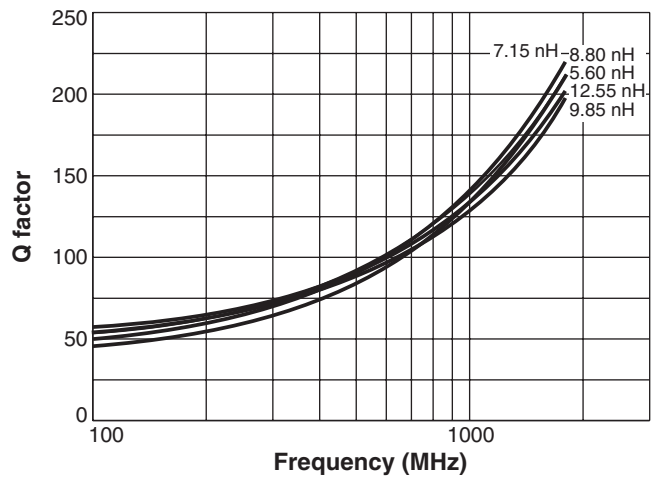
Typical L vs Frequency – 1606 Series



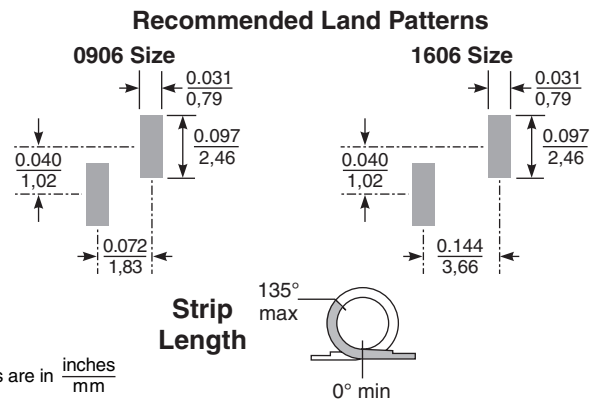
Typical Q vs Frequency – 0906 Series



Typical Q vs Frequency – 1606 Series



Size	A max	B max	C max	D	E	F max
0906	0.095	0.135	0.060	0.055 ±0.010	0.072 ±0.010	0.020
	2,41	3,43	1,52	1,40 ±0,25	1,83 ±0,25	0,51
1606	0.165	0.135	0.062	0.055 ±0.010	0.144 ±0.012	0.020
	4,19	3,43	1,58	1,40 ±0,25	3,66 ±0,30	0,51



Dimensions are in inches/mm



US +1-847-639-6400 sales@coilcraft.com
 UK +44-1236-730595 sales@coilcraft-europe.com
 Taiwan +886-2-2264 3646 sales@coilcraft.com.tw
 China +86-21-6218 8074 sales@coilcraft.com.cn
 Singapore + 65-6484 8412 sales@coilcraft.com.sg

Document 163-2 Revised 09/16/06
 © Coilcraft Inc. 2017
 This product may not be used in medical or high risk applications without prior Coilcraft approval. Specification subject to change without notice. Please check web site for latest information.

Mouser Electronics

Authorized Distributor

Click to View Pricing, Inventory, Delivery & Lifecycle Information:

Coilcraft:

[1606-10JLB](#) [0906-3GLC](#) [1606-8JLC](#) [1606-7GLB](#) [1606-8JLB](#) [0906-4JLB](#) [1606-8GLB](#) [0906-4JLC](#) [1606-7GLC](#)
[1606-10GLB](#) [1606-9JLB](#) [0906-3GLB](#) [1606-8GLC](#) [0906-4GLB](#) [1606-10JLC](#) [1606-9JLC](#) [1606-6JLB](#) [0906-3JLC](#)
[0906-5JLC](#) [1606-6GLC](#) [1606-9GLC](#) [0906-3JLB](#) [1606-6GLB](#) [0906-2KLB](#) [1606-9GLB](#) [0906-4GLC](#) [1606-7JLB](#) [0906-5JLB](#) [0906-5GLB](#) [1606-6JLC](#) [0906-2KLC](#) [0906-5GLC](#) [1606-10GLC](#) [1606-7JLC](#)