

Power Relay Series 功率继电器系列 -- JYT90F

FEATURES特点

- Up to 40A contact seitching capability
高达40A触点切换能力
- 2.5kV dielectris strength(between coil and contacts)
线圈与触点间介质耐压2.5kV
- sealed types and opened types
可提供密封型或敞开型
- Overall dimensions (30.5X27.4X19.8) mm.
外形尺寸 (30.5X27.4X19.8) mm。



CONTACT PARAMETERS触点参数

Contact Form触点形式	A-1组常开	B-1组常闭	C-1组转换
Rating Load (Resistive) 额定负载	30A 250VAC/30VDC		40A 250VAC/30VDC
Max. Switching Current最大切换电流	30A		40A
Max.Switching Voltage最大切换电压	250VAC		250VAC
Max.Switching Power最大切换功率	7,500VA/900W		10,000VA/1,200W

CHARACTERISTICS性能参数

Contact Materials触点材料	Ag Alloy银合金		
Contact Resistance接触电阻	100mΩ Max		
Operate Time吸合时间	15ms. Max		
Release Time释放时间	10ms. Max		
Insulation Resistance绝缘电阻	100MΩ Min.(DC500V)		
Initial Dielectric Strength介质耐压	between open contacts: 触点与触点间:	AC1,500V,50/60Hz 1Min	
	between contacts and coil: 触点与线圈间:	AC2,500V,50/60Hz 1Min	
Vibration Resistance抗振动	Damage limits: 耐久:	10~55Hz Double Amplitude双振幅1.5mm	
	Malfunction: 误动作:	10~55Hz Double Amplitude双振幅1.5mm	
Shock Resistance抗冲击	Damage limits: 耐久:	100G Min	
	Malfunction: 误动作:	10G Min	
Life寿命	Mechanical Life (10800 per hour) 机械寿命 (每小时10800次)	1×10 ⁷	
	Electrical Life (600 per hour) 电气寿命 (每小时600次)	1×10 ⁵	
Ambient Temperature环境温度	-40℃ ~ +105℃ (No condensation) (不冷凝)		
Unit Weight单位重量	约Approx.27.0g		

**COIL RATINGS (at23°C) 线圈参数 (在23°C)**

Coil Nominal Voltage 额定电压 (VDC)	Nominal Current 额定电流 ±10%(mA)	Coil Resistance 线圈电阻 ±10% (Ω)	Max. Continuous Voltage 最大连续外加电压	Pick-Up Voltage 吸合电压 (Max)	Drop-Out Voltage 释放电压 (Min)	Rated power 额定功率
5	180.00	27	Coil Nominal Voltage 130% 额定电压的 130%	Coil Nominal Voltage 75% 额定电压的 75%	Coil Nominal Voltage 10% 额定电压的 10%	About 0.90W 约0.90W
6	150.00	40				
9	100.00	90				
12	75.00	160				
15	60.00	250				
18	50.00	360				
24	37.50	640				
48	18.75	2,560				
110	8.20	13,400				

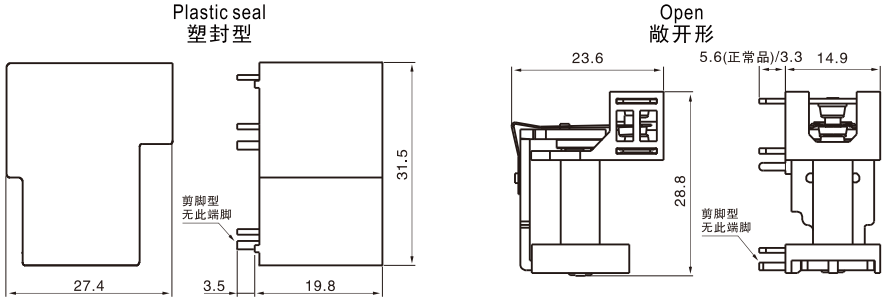
ORDERING INFORMATION 订货标记

JYT90F-S-DC12V-A-T-(XXX) 1 2 3 4 5 6	
1. Model Number 基本型号 JYT90F	4. Contact form: A-1Form A, B-1Form B, C-1Form C 触点形式: A-1组常开 B-1组常闭 C-1组转换
2. Encapsulation form: S-Plastic Sealed SH:Fluk proofed 封装形式: S-塑封型 SH-防焊剂型	5. Load Current: No-30A, T-40A 负载电流: 无-30A, T-40A
3. Coil Voltage 线圈规格: DC5V, DC6V, DC9V, DC12V, DC15V, DC18V, DC24V, DC48V, DC110V	6. Customer Special Code :XXX-Customer Special Requirements No - Standard Type 客户特性号: XXX-客户特殊要求, 无-标准型

SAFETY STANDARD 安规认证

AuthType Basic 认证类别	CQC	TUV	UL/C_UL
Authentication Load 认证负载	5A 250VAC 10A 250VAC	5A 250VAC 10A 250VAC	5A 250VAC 10A 250VAC

OUTLINE DIMENSIONS (UNIT:mm)外形尺寸 (单位: mm)

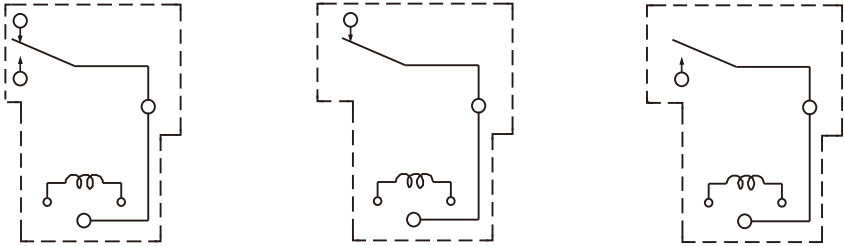


Undimensioned tolerance: <1mm: ±0.2mm 1~5mm: ±0.3mm >5mm: ±0.4mm
 未标注尺寸公差: <1mm: ±0.2mm 1~5mm: ±0.3mm >5mm: ±0.4mm

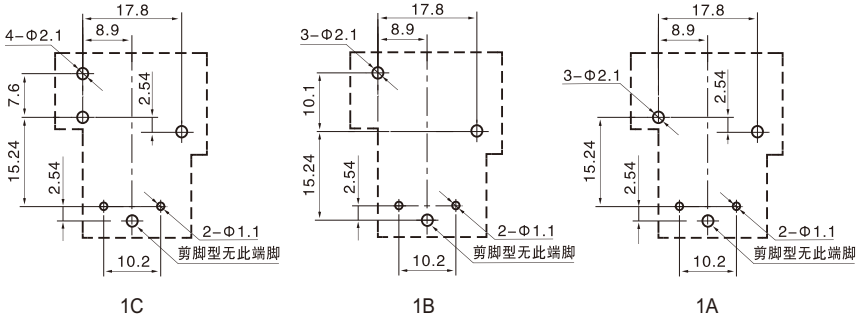
Note: 1. The size of the lead foot is pre welding dimension. 注: 1、引出脚尺寸为预焊前尺寸
 2. installation hole size tolerance: + 0.1mm 2、安装孔尺寸公差: ±0.1mm

-40 °C ~ +85

AC5,000V,50/60Hz 1Min



Wiring diagram (bottom view)
接线图 (底视图)



Mounting hole size (bottom view)
安装孔尺寸 (底视图)



TYPICAL USE 典型用途

- Thermostat ● Heaters and ventilation ● Air Condition ● Household appliances
- 温控器 ● 加热器和通风装置 ● 空调 ● 家用电器

PERFORMANCE CHART 性能曲线图

