

G 5/ 4 - Device terminal block



2716046

<https://www.phoenixcontact.com/us/products/2716046>

Please be informed that the data shown in this PDF document is generated from our online catalog. Please find the complete data in the user documentation. Our general terms of use for downloads are valid.



Device terminal block, nom. voltage: 500 V, nominal current: 32 A, number of connections: 8, number of positions: 4, connection method: Screw connection, Rated cross section: 4 mm², cross section: 0.2 mm² - 4 mm², mounting type: direct screw connection, color: gray

Your advantages

- Touch-proof shock protection

Commercial data

Item number	2716046
Packing unit	50 pc
Minimum order quantity	50 pc
Sales key	BE12
Product key	BE1265
Catalog page	Page 577 (C-1-2019)
GTIN	4017918061784
Weight per piece (including packing)	28.774 g
Weight per piece (excluding packing)	28.715 g
Customs tariff number	85369010
Country of origin	TR

G 5/ 4 - Device terminal block



2716046

<https://www.phoenixcontact.com/us/products/2716046>

Technical data

Product properties

Product type	Feed-through terminal block
Number of positions	4
Number of connections	8
Number of rows	1
Potentials	4

Data management status

Article revision	05
------------------	----

Insulation characteristics

Overvoltage category	III
Degree of pollution	3

Electrical properties

Rated surge voltage	6 kV
Maximum power dissipation for nominal condition	1.02 W

Connection data

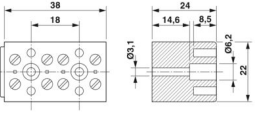
Number of connections per level	8
Nominal cross section	4 mm ²
Screw thread	M3
Tightening torque	0.6 ... 0.8 Nm
Stripping length	8 mm
Internal cylindrical gage	A3
Connection in acc. with standard	IEC 60947-7-1
Conductor cross section rigid	0.2 mm ² ... 4 mm ²
Cross section AWG	24 ... 12 (converted acc. to IEC)
Conductor cross section flexible	0.2 mm ² ... 4 mm ²
Conductor cross section, flexible [AWG]	24 ... 12 (converted acc. to IEC)
Conductor cross-section flexible (ferrule without plastic sleeve)	0.25 mm ² ... 4 mm ²
Flexible conductor cross section (ferrule with plastic sleeve)	0.25 mm ² ... 2.5 mm ²
2 conductors with same cross section, solid	0.2 mm ² ... 1.5 mm ²
2 conductors with same cross section, flexible	0.2 mm ² ... 1.5 mm ²
2 conductors with same cross section, flexible, with ferrule without plastic sleeve	0.25 mm ² ... 1.5 mm ²
2 conductors with the same cross section, flexible, with TWIN ferrule with plastic sleeve	0.5 mm ² ... 1 mm ²
Nominal current	32 A
Maximum load current	32 A (with 4 mm ² conductor cross section)
Nominal voltage	500 V
Nominal cross section	4 mm ²

G 5/ 4 - Device terminal block

2716046

<https://www.phoenixcontact.com/us/products/2716046>

Dimensions

Dimensional drawing	
Width	38 mm
Height	22 mm
Depth	24 mm
Hole diameter	3.2 mm

Material specifications

Color	gray (RAL 7042)
Flammability rating according to UL 94	V0
Insulating material group	I
Insulating material	PA
Static insulating material application in cold	-60 °C
Temperature index of insulation material (DIN EN 60216-1 (VDE 0304-21))	130 °C
Relative insulation material temperature index (Elec., UL 746 B)	130 °C
Fire protection for rail vehicles (DIN EN 45545-2) R22	HL 1 - HL 3
Fire protection for rail vehicles (DIN EN 45545-2) R23	HL 1 - HL 3
Fire protection for rail vehicles (DIN EN 45545-2) R24	HL 1 - HL 3
Fire protection for rail vehicles (DIN EN 45545-2) R26	HL 1 - HL 3
Calorimetric heat release NFPA 130 (ASTM E 1354)	28 MJ/kg
Surface flammability NFPA 130 (ASTM E 162)	passed
Specific optical density of smoke NFPA 130 (ASTM E 662)	passed
Smoke gas toxicity NFPA 130 (SMP 800C)	passed

Electrical tests

Surge voltage test

Test voltage setpoint	7.3 kV
Result	Test passed

Temperature-rise test

Requirement temperature-rise test	Increase in temperature \leq 45 K
Result	Test passed
Short-time withstand current 4 mm ²	0.48 kA
Result	Test passed

Power-frequency withstand voltage

Test voltage setpoint	1.89 kV
Result	Test passed

Mechanical properties

G 5/ 4 - Device terminal block



2716046

<https://www.phoenixcontact.com/us/products/2716046>

General

Terminal block mounting	When attaching the product to the mounting surface, please ensure that the housing is not damaged when tightening the center screw
-------------------------	--

Mechanical data

Open side panel	No
-----------------	----

Mechanical tests

Mechanical strength

Result	Test passed
--------	-------------

Test for conductor damage and slackening

Rotation speed	10 rpm
Revolutions	135
Conductor cross section/weight	0.2 mm ² / 0.2 kg
	1.5 mm ² / 0.4 kg
	4 mm ² / 0.9 kg
Result	Test passed

Environmental and real-life conditions

Needle-flame test

Time of exposure	30 s
Result	Test passed

Ambient conditions

Ambient temperature (operation)	-60 °C ... 110 °C (Operating temperature range incl. self-heating; for max. short-term operating temperature, see RTI Elec.)
Ambient temperature (storage/transport)	-25 °C ... 60 °C (for a short time, no longer than 24 h, -60°C to +70°C)
Ambient temperature (assembly)	-5 °C ... 70 °C
Ambient temperature (actuation)	-5 °C ... 70 °C
Permissible humidity (operation)	20 % ... 90 %
Permissible humidity (storage/transport)	30 % ... 70 %

Standards and regulations

Connection in acc. with standard	IEC 60947-7-1
----------------------------------	---------------

Mounting

Mounting type	direct screw connection
Terminal block mounting	When attaching the product to the mounting surface, please ensure that the housing is not damaged when tightening the center screw


G 5/ 4 - Device terminal block

2716046

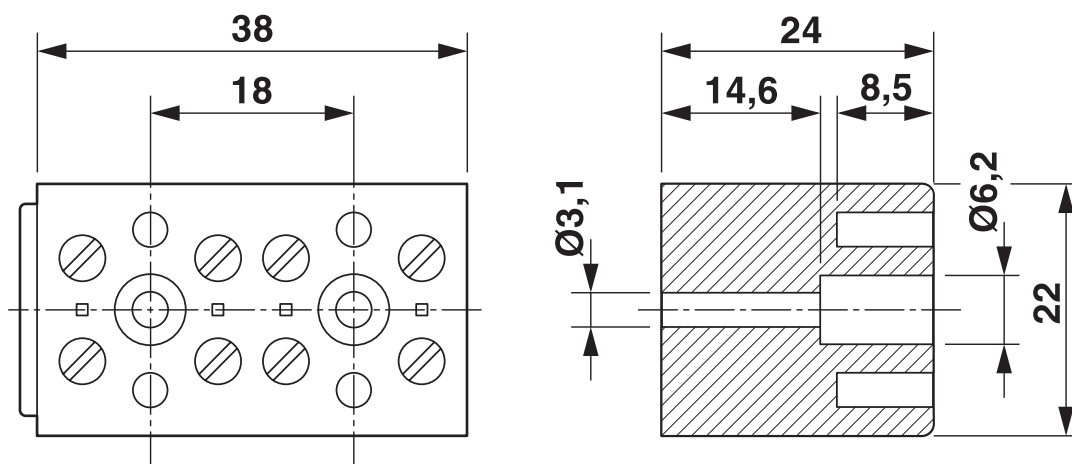
<https://www.phoenixcontact.com/us/products/2716046>

Drawings

Circuit diagram



Dimensional drawing



G 5/ 4 - Device terminal block





2716046


<https://www.phoenixcontact.com/us/products/2716046>


Approvals

To download certificates, visit the product detail page: <https://www.phoenixcontact.com/us/products/2716046>

 CSA Approval ID: 13631	Nominal voltage U_N	Nominal current I_N	Cross section AWG	Cross section mm^2
	300 V	30 A	26 - 10	-

 EAC Approval ID: RU C-DE.BL08.B.00534

 cULus Recognized Approval ID: E60425	Nominal voltage U_N	Nominal current I_N	Cross section AWG	Cross section mm^2
Use group B	300 V	30 A	26 - 10	-

 ClassNK Approval ID: 09 ME 142
--

G 5/ 4 - Device terminal block



2716046

<https://www.phoenixcontact.com/us/products/2716046>

Classifications

ECLASS

ECLASS-11.0	27141106
ECLASS-13.0	27141106
ECLASS-12.0	27141106

ETIM

ETIM 9.0	EC001284
----------	----------

UNSPSC

UNSPSC 21.0	39121400
-------------	----------

G 5/ 4 - Device terminal block



2716046

<https://www.phoenixcontact.com/us/products/2716046>

Environmental product compliance

EU RoHS

Fulfills EU RoHS substance requirements	Yes
Exemption	6(c)

China RoHS

Environment friendly use period (EFUP)	EFUP-50
	An article-related China RoHS declaration table can be found in the download area for the respective article under "Manufacturer declaration". For all articles with EFUP-E, no China RoHS declaration table issued and required.

EU REACH SVHC

REACH candidate substance (CAS No.)	Lead(CAS: 7439-92-1)
SCIP	afaf3197-00b5-42fb-b913-1cf17be21855

Phoenix Contact 2024 © - all rights reserved
<https://www.phoenixcontact.com>

Phoenix Contact USA
586 Fulling Mill Road
Middletown, PA 17057, United States
(+717) 944-1300
info@phoenixcon.com