

4-1123723-2 ✓ ACTIVE



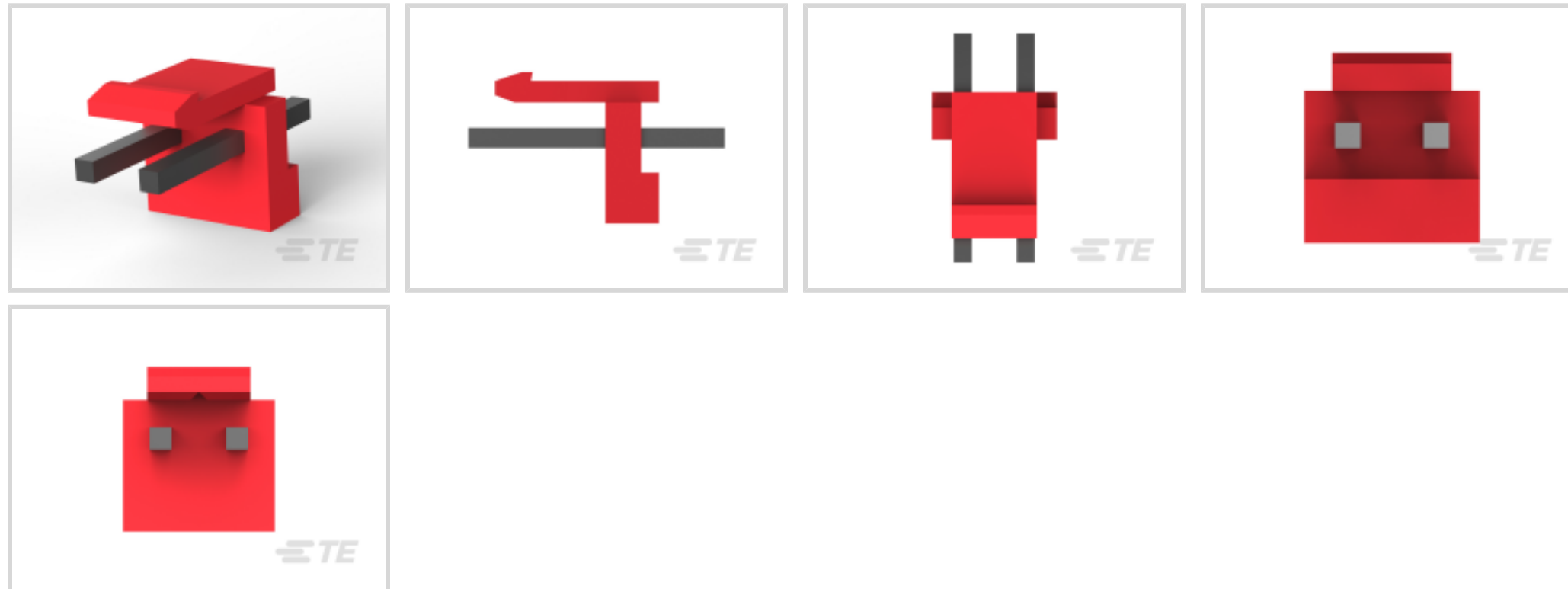
Economy Power

TE Internal #: 4-1123723-2

PCB Mount Header, Vertical, Wire-to-Board, 2 Position, 3.96 mm [.156 in] Centerline, Partially Shrouded, Tin, Through Hole - Solder, Economy Power

[View on TE.com >](#)

Connectors > PCB Connectors > PCB Headers & Receptacles



Connector System: **Wire-to-Board**

Number of Positions: **2**

Number of Rows: **1**

Centerline (Pitch): **3.96 mm [.156 in]**

PCB Mount Orientation: **Vertical**

Features

Product Type Features

Connector Shape	Rectangular
Connector System	Wire-to-Board
Header Type	Partially Shrouded
Sealable	No
Connector & Contact Terminates To	Printed Circuit Board
PCB Connector Assembly Type	PCB Mount Header

Configuration Features

Number of Power Positions	2
Number of Loaded Positions	2
Number of Positions	2
Number of Rows	1
PCB Mount Orientation	Vertical

Electrical Characteristics

Operating Voltage	250 VAC
-------------------	---------



Body Features

Connector Profile	Low
Primary Product Color	Red

Contact Features

Contact Mating Area Length	7.7 mm[.303 in]
Contact Size	1.14mm
PCB Contact Termination Area Plating Material Thickness	1 μ m[39.37 μ in]
Contact Layout	Inline
Contact Underplating Material Thickness	.8 – 1.8 μ m[31.5 – 70.86 μ in]
Contact Mating Area Plating Material Thickness	1 μ m[39.37 μ in]
Contact Shape & Form	Square
Contact Underplating Material	Nickel
PCB Contact Termination Area Plating Material	Tin
Contact Base Material	Brass
Contact Mating Area Plating Material	Tin
Contact Type	Tab
Contact Current Rating (Max)	8 A

Termination Features

Square Termination Post & Tail Dimension	1.14 mm[.045 in]
Termination Post & Tail Length	3.7 mm[.146 in]
Termination Method to PCB	Through Hole - Solder

Mechanical Attachment

Mating Alignment Type	Polarization
Mating Retention	With
Mating Retention Type	Locking Tab
Connector Mounting Type	Board Mount
Mating Alignment	With
PCB Mount Alignment	Without
PCB Mount Retention	Without

Housing Features

Housing Material	PBT GF
Centerline (Pitch)	3.96 mm[.156 in]



Dimensions

Connector Length	7.86 mm[.309 in]
Connector Height	9.2 mm[.36 in]
Connector Width	8.5 mm[.334 in]
PCB Thickness (Recommended)	1.6 mm[.063 in]

Usage Conditions

Operating Temperature (Max)	105 °C[221 °F]
Operating Temperature Range	-30 – 105 °C[-22 – 221 °F]

Operation/Application

Circuit Application	Power
---------------------	-------

Industry Standards

UL Rating	Recognized
Glow Wire Rating	Standard Part - Not Glow Wire
UL Flammability Rating	UL 94V-0

Packaging Features

Packaging Quantity	6000
Packaging Method	Bag

Product Compliance

[For compliance documentation, visit the product page on TE.com>](#)

EU RoHS Directive 2011/65/EU	Compliant
EU ELV Directive 2000/53/EC	Compliant
China RoHS 2 Directive MIIT Order No 32, 2016	No Restricted Materials Above Threshold
EU REACH Regulation (EC) No. 1907/2006	Current ECHA Candidate List: JUNE 2024 (241) Candidate List Declared Against: JUNE 2024 (241) Does not contain REACH SVHC
Halogen Content	Not Low Halogen - contains Br or Cl > 900 ppm.
Solder Process Capability	Pin-in-Paste capable to 260°C

Product Compliance Disclaimer

This information is provided based on reasonable inquiry of our suppliers and represents our current actual knowledge based on the information they provided. This information is subject to change. The part numbers that TE has identified as EU RoHS compliant have a maximum concentration of 0.1% by weight in homogenous materials for lead, hexavalent

chromium, mercury, PBB, PBDE, DBP, BBP, DEHP, DIBP, and 0.01% for cadmium, or qualify for an exemption to these limits as defined in the Annexes of Directive 2011/65/EU (RoHS2). Finished electrical and electronic equipment products will be CE marked as required by Directive 2011/65/EU. Components may not be CE marked. Additionally, the part numbers that TE has identified as EU ELV compliant have a maximum concentration of 0.1% by weight in homogenous materials for lead, hexavalent chromium, and mercury, and 0.01% for cadmium, or qualify for an exemption to these limits as defined in the Annexes of Directive 2000/53/EC (ELV). Regarding the REACH Regulation, the information TE provides on SVHC in articles for this part number is based on the latest European Chemicals Agency (ECHA) 'Guidance on requirements for substances in articles' posted at this URL: <https://echa.europa.eu/guidance-documents/guidance-on-reach>

Compatible Parts



TE Part # 1123721-2
ECONOMY POWER CONN REC
CONT



TE Part # 1123721-1
EP CONN. REC CONTACT



TE Part # 4-1123722-2
3.96 EP PLUG HSG 2P(RED)



TE Part # 8-1123724-3
3.96EP HDR ASSY 5P, NO 2,4PIN, RED

Also in the Series | Economy Power




Connector Contacts(15)



Connector Hardware(2)



Insertion & Extraction Tools(1)




PCB Headers & Receptacles(400)



Rectangular Connector Housings(1)



Rectangular Power Connectors(64)



Wire-to-Board Connector Assemblies
& Housings(142)

Customers Also Bought



Documents

Product Drawings

3.96 EP HDR ASSY 2P(RED)

English

CAD Files

3D PDF

3D

Customer View Model

[ENG_CVM_CVM_4-1123723-2_AD_c-4-1123723-2-ad.2d_dxf.zip](#)

English

Customer View Model

[ENG_CVM_CVM_4-1123723-2_AD_c-4-1123723-2-ad.3d_igs.zip](#)

English

Customer View Model

[ENG_CVM_CVM_4-1123723-2_AD_c-4-1123723-2-ad.3d_stp.zip](#)

English

By downloading the CAD file I accept and agree to the [Terms and Conditions](#) of use.

Datasheets & Catalog Pages

1-1773885-9 Economy Power Connectors

English

Product Specifications

Application Specification

Japanese

Application Specification

English



Application Specification

English

Instruction Sheets

Instruction Sheet (non U.S.)

Japanese

Economy Power (EP) Connector

Japanese

Agency Approvals

VDE Certificate

English