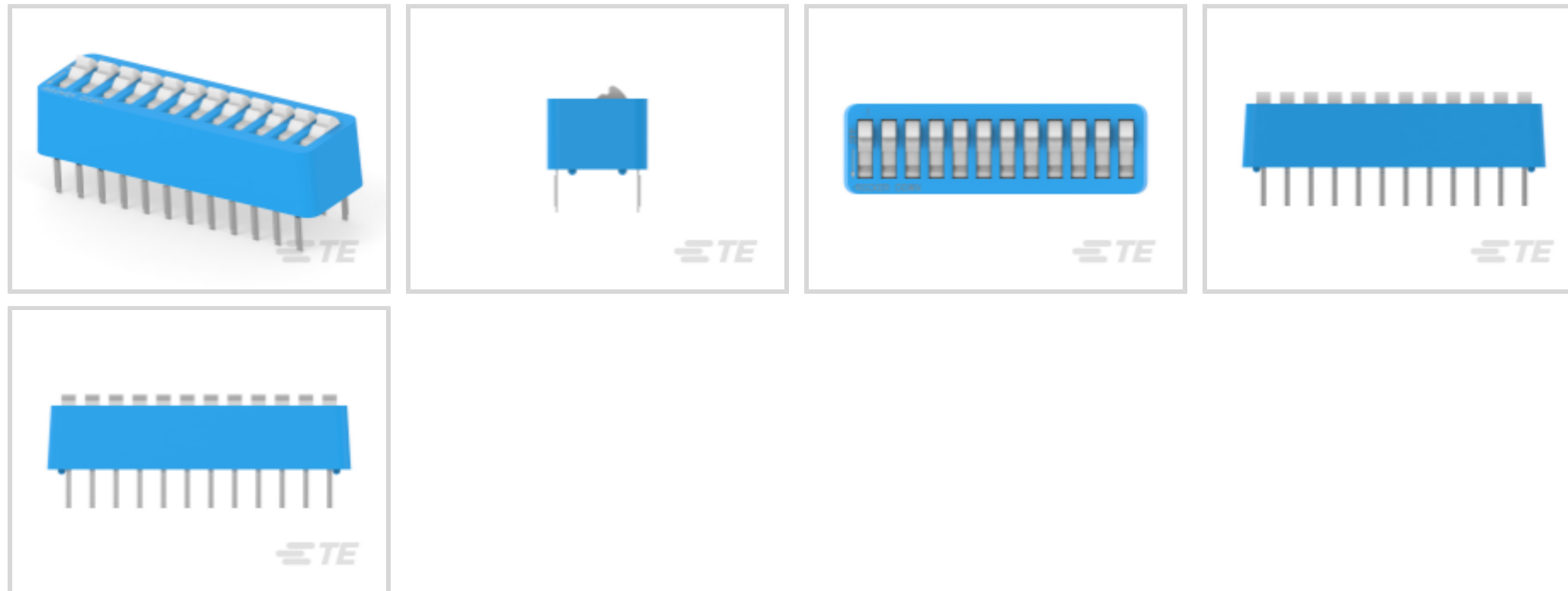




Switches > DIP & SIP Switches



Switch Contact Plating Material: **Gold**

Case Color: **Blue**

Case Material: **Polyester GF**

Sealed Device: **No**

Number of Switches: **12**

Features

Product Type Features

Sealed Device	No
DIP & SIP Switch Type	DIP
Actuator Style	Rocker (Top Actuated)

Configuration Features

Number of Positions	12
Number of Switches	12
Configuration (Pole-Throw)	Single Pole - Single Throw

Electrical Characteristics

Contact Current Rating	1 A
Operating Voltage	40 VDC

Body Features

Product Orientation	Vertical
Case Color	Blue
Case Material	Polyester GF

Contact Features

	30 µin
PCB Contact Termination Area Plating Material	Tin
Switch Contact Plating Material	Gold
Contact Base Material	Copper Alloy

Termination Features

Termination Post & Tail Length	3.56 mm[.14 in]
Termination Method to PCB	Through Hole - Solder

Housing Features

Centerline (Pitch)	2.54 mm[.1 in]
--------------------	----------------

Dimensions

Product Length	32.51 mm[1.28 in]
Product Height	8.64 mm[.34 in]

Industry Standards

UL Flammability Rating	UL 94V-0
------------------------	----------

Packaging Features

Packaging Quantity	32
Packaging Method	Tube

Product Compliance

[For compliance documentation, visit the product page on TE.com>](#)


EU RoHS Directive 2011/65/EU	Compliant
EU ELV Directive 2000/53/EC	Compliant
China RoHS 2 Directive MIIT Order No 32, 2016	No Restricted Materials Above Threshold
EU REACH Regulation (EC) No. 1907/2006	Current ECHA Candidate List: JUNE 2024 (241) Candidate List Declared Against: JAN 2023 (233) Does not contain REACH SVHC
Halogen Content	Not Low Halogen - contains Br or Cl > 900 ppm.
Solder Process Capability	Wave solder capable to 265°C

Product Compliance Disclaimer

This information is provided based on reasonable inquiry of our suppliers and represents our current actual knowledge based on the information they provided. This information is subject to change. The part numbers that TE has identified as

EU RoHS compliant have a maximum concentration of 0.1% by weight in homogenous materials for lead, hexavalent chromium, mercury, PBB, PBDE, DBP, BBP, DEHP, DIBP, and 0.01% for cadmium, or qualify for an exemption to these limits as defined in the Annexes of Directive 2011/65/EU (RoHS2). Finished electrical and electronic equipment products will be CE marked as required by Directive 2011/65/EU. Components may not be CE marked. Additionally, the part numbers that TE has identified as EU ELV compliant have a maximum concentration of 0.1% by weight in homogenous materials for lead, hexavalent chromium, and mercury, and 0.01% for cadmium, or qualify for an exemption to these limits as defined in the Annexes of Directive 2000/53/EC (ELV). Regarding the REACH Regulation, the information TE provides on SVHC in articles for this part number is based on the latest European Chemicals Agency (ECHA) 'Guidance on requirements for substances in articles' posted at this URL: <https://echa.europa.eu/guidance-documents/guidance-on-reach>

Also in the Series | Alcoswitch DIP




DIP & SIP Switches(164)



Rotary Switches(16)

Also in the Series



DIP & SIP Switches(164)



Rotary Switches(16)

Customers Also Bought



Documents

[Product Drawings](#)

[DIP SW 12POSN AU](#)

English



CAD Files

3D PDF

English

Customer View Model

[ENG_CVM_3-5435640-2_A1.3d_igs.zip](#)

English

Customer View Model

[ENG_CVM_3-5435640-2_A1.3d_stp.zip](#)

English

Customer View Model

[ENG_CVM_3-5435640-2_A1.2d_dxf.zip](#)

English

3D PDF

3D

Customer View Model

[ENG_CVM_CVM_3-5435640-2_C.2d_dxf.zip](#)

English

Customer View Model

[ENG_CVM_CVM_3-5435640-2_C.3d_igs.zip](#)

English

Customer View Model

[ENG_CVM_CVM_3-5435640-2_C.3d_stp.zip](#)

English

By downloading the CAD file I accept and agree to the [Terms and Conditions](#) of use.

Product Specifications

Application Specification

English

Instruction Sheets

Instruction Sheet (U.S.)

English