

### CST-1025

#### Description:

Triad current sense transformers are used to detect the current passing through a conductor. These transformers are very reliable and operate efficiently at 50/60 Hz.

#### Electrical Specifications (@25C)

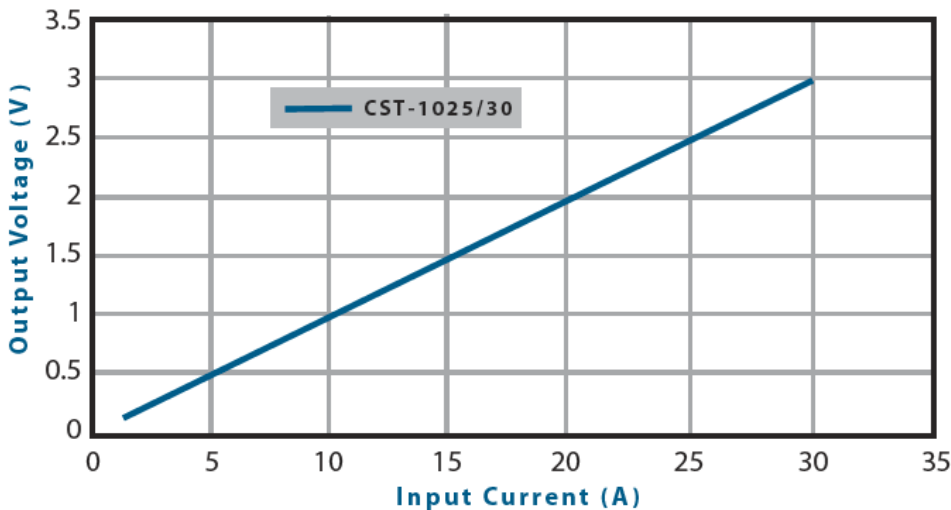
IP Amps	Turns Ratio	Terminating Resistor		DCR ( $\Omega$ ) Nominal	Volts/Amp@ rated IP for various loads ( $\Omega$ )				Net Weight Grams
		Ohms	Watts		100	500	2K	5K	
25	1000:1	100	.063	46	.0976	.4364	.7496	.9664	30

#### Dimensions:

A	B	C	D	E	F
30.20	30.20	14.30	20.32	10.16	11.40

Units: In mm

#### Response Curve: $V_{out}$ vs Input current (100 $\Omega$ load)



#### Technical Notes:

1. Pin3 for mechanical support only.
2. Pin diameter is  $0.8 \pm 0.1$  mm.
3. Pin length is  $5 \pm 1$  mm.

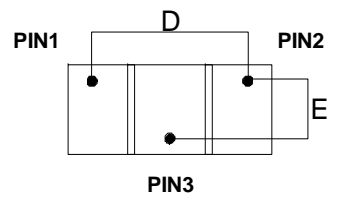
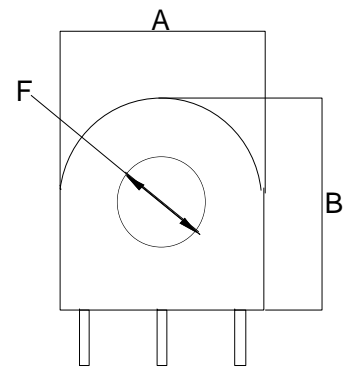
#### Agency Files:

UL file E205349 – Component, Instrument Transformer (XODW2)



**RoHS Compliance:** As of manufacturing date February 2005, all standard products meet the requirements of 2011/65/EU, known as the RoHS initiative.

\*Upon printing, this document is considered “uncontrolled”. Please contact Triad Magnetics website for the most current version. For soldering and washing information please see <http://www.triadmagnetics.com/faq.html>



BOTTOM VIEW

