



Datenblatt - Fiche technique - Data sheet

11.04.5256

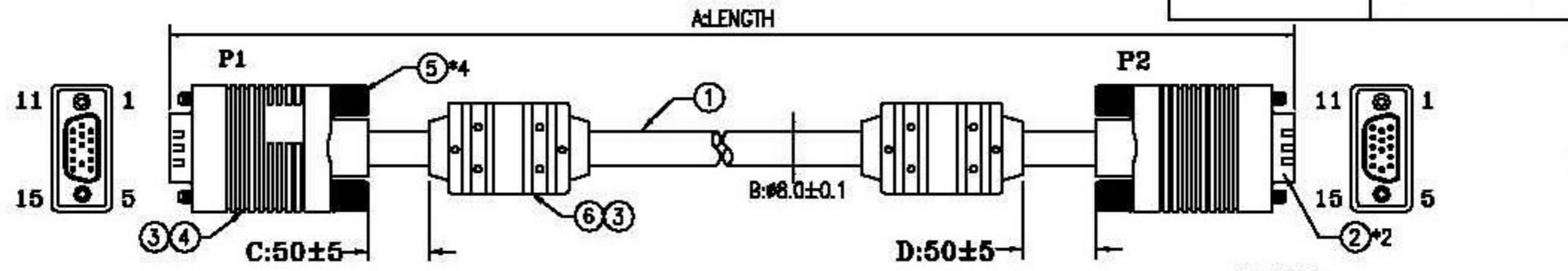


ROLINE VGA-Kabel HD15 ST - ST mit Ferritkern, 6,0m

ROLINE HD15 M/HD15 M avec noyaux de ferrite, 6,0m

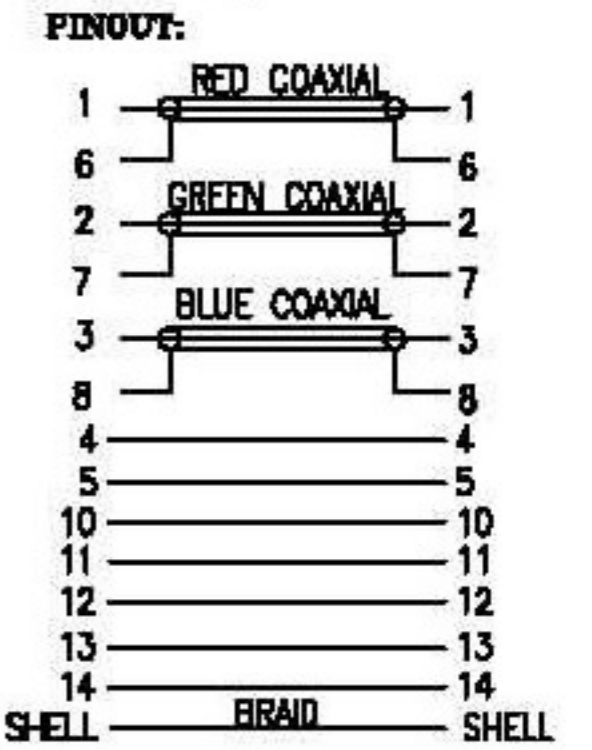
ROLINE HQ VGA Cable + Ferrite, HD15, M/M, 6 m

CUSTOMER NO:	REMARK



- NOTE:
- 1) PRIMARY DIM:A,C,D
 - 2) FULLY COPPER FOIL SHIELD 360°.
 - 3) CABLE AND MODEL COLOR:BLACK
 - 4) RoHS COMPLIANT

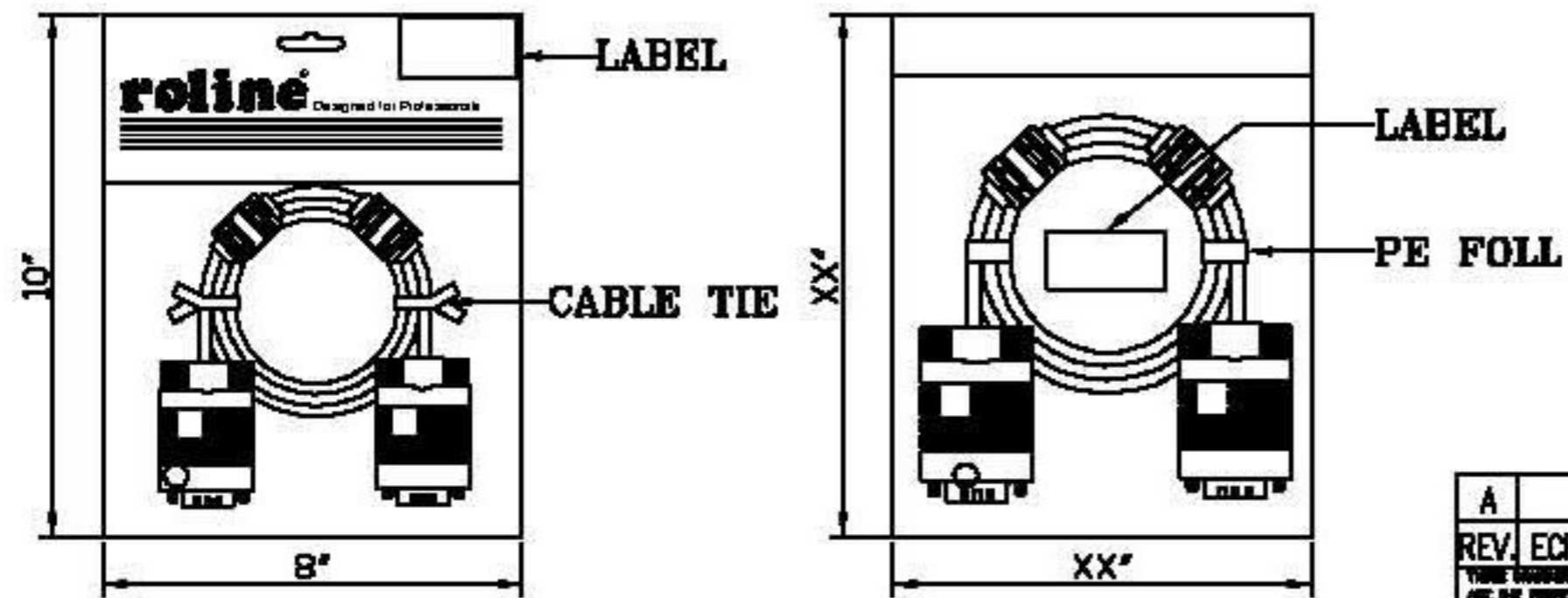
13	NON UL PVC TUBE OD:2.3MM BLACK 6PCS RoHS
12	UL HEAT SHRINK TUBE BLACK OD:1.5mm RoHS 6PCS
11	UL HEAT SHRINK TUBE BLACK OD:3.0mm RoHS 6PCS
10	SOLDER WIRE RoHS
9	CABLE TIE BLACK 12cm RoHS
8	COPPER W:0.024M RoHS 2PCS
7	JUMP WIRE 24AWG 3CM RoHS
6	FERRITE CORE #17.5X28.5X#9.5mm RoHS
5	SCREW:#4-40UNC E:40.2MM BLACK(1101) RoHS
4	INNER JACKET PE RoHS
3	OUTER JACKET PVC 45Po BLACK(1101) RoHS
2	HDB15M BLUE SOLDER TYPE TERMINAL PLATED GOLD FLASH W/O 9PIN RoHS
1	UL2919 28#*3COAX+28#7C+AL+MY+B(1/65%)+D BALCK(1101) OD:8.0MM LENGTH RoHS



A	FIRST EDITION	He X.Lin	18/04/09										
REV. ECR	DESCRIPTION	C.N.	DATE										
<p>THESE DIMENSIONS AND SPECIFICATIONS ARE THE PROPERTY OF ROTRONIC CO. UNLESS OTHERWISE SPECIFIED, ALL DIMENSIONS ARE IN MILLIMETERS UNLESS OTHERWISE SPECIFIED. ALL DIMENSIONS ARE TO UNLESS OTHERWISE SPECIFIED.</p>													
<p>UNLESS OTHERWISE SPECIFIED, DIMENSIONS ARE IN MILLIMETERS UNLESS OTHERWISE SPECIFIED.</p>		<p>TITLE: MONITOR CABLE</p>											
<table border="1"> <tr> <th>DIMENSIONS</th> <th>TOLERANCE</th> </tr> <tr> <td>0.01 TO 20.00mm</td> <td>±0.10mm</td> </tr> <tr> <td>20.01 TO 50.00mm</td> <td>±0.15mm</td> </tr> <tr> <td>50.01 TO 100.00mm</td> <td>±0.20mm</td> </tr> <tr> <td>100.01mm</td> <td>±0.30mm</td> </tr> </table>	DIMENSIONS	TOLERANCE	0.01 TO 20.00mm	±0.10mm	20.01 TO 50.00mm	±0.15mm	50.01 TO 100.00mm	±0.20mm	100.01mm	±0.30mm	<p>DRW: He X.Lin</p> <p>CHK: He X.Lin</p> <p>PROJ. NO: W28SBK1MMXX</p>	<p>DATE: 18/04/09</p>	
DIMENSIONS	TOLERANCE												
0.01 TO 20.00mm	±0.10mm												
20.01 TO 50.00mm	±0.15mm												
50.01 TO 100.00mm	±0.20mm												
100.01mm	±0.30mm												
<p>INTERNAL:</p> <p>FINISH:</p>	<p>SCALE: 1/2</p> <p>SHEET: MM</p> <p>SIZE: A4</p> <p>REV: A</p>	<p>WFM-ED-07B</p>											

CUSTOMER NO:	REMARK

客戶料號	長度(M)	包裝方式	紙箱尺寸			裝箱數量
			高(cm)	長(cm)	寬(cm)	
11.04.5252	2.0	吊卡+PE袋(8*10*0.08mm)	20	37	30	20
11.04.5253	3.0	吊卡+PE袋(8*10*0.08mm)	17	46	30	20
11.04.5256	6.0	吊卡+PE袋(8*10*0.08mm)	17	46	30	10
11.04.5260	10	PE袋(9*14*0.08mm)	20	32.5	25	5
11.04.5270	20	PE袋(12*14*0.08mm)	18	26	26	2
11.04.5280	30	PE袋(14*16*0.08mm)	18.5	36.5	30	2



- NOTE:
- 1)線材長度和PE BAG規格參表格.
 - 2)貼紙由業務提供.
 - 3)各長度的線材,紙箱尺寸和裝箱數量參上表格.
 - 4)產品符合RoHS標準.

A	FIRST EDITION	He X.Lin	18/04/09																										
REV. ECR	DESCRIPTION	C.N.	DATE																										
<small>THIS DRAWING AND SPECIFICATIONS ARE THE PROPERTY OF ROTRONIC CO. ANY REPRODUCTION OR USE WITHOUT THE WRITTEN PERMISSION OF ROTRONIC CO. IS STRICTLY PROHIBITED.</small>		Rotronic Co., Ltd																											
<small>UNLESS OTHERWISE SPECIFIED DIMENSIONS ARE IN MILLIMETERS AND DECIMALS THEREAFTER UNLESS OTHERWISE SPECIFIED</small>		MONITOR CABLE																											
<table border="1"> <tr> <th>DIMENSIONS</th> <th>TOLERANCE</th> </tr> <tr> <td>0.00 TO 25.00mm</td> <td>±0.10mm</td> </tr> <tr> <td>25.01 TO 50.00mm</td> <td>±0.15mm</td> </tr> <tr> <td>50.01 TO 100.00mm</td> <td>±0.20mm</td> </tr> <tr> <td>100.01mm</td> <td>±0.25mm</td> </tr> </table>	DIMENSIONS	TOLERANCE	0.00 TO 25.00mm	±0.10mm	25.01 TO 50.00mm	±0.15mm	50.01 TO 100.00mm	±0.20mm	100.01mm	±0.25mm	<table border="1"> <tr> <td>DRWD.</td> <td>CHKD.</td> </tr> <tr> <td>He X.Lin</td> <td>APPD.</td> </tr> </table>	DRWD.	CHKD.	He X.Lin	APPD.	<table border="1"> <tr> <td>TITLE</td> <td>W28SBK1MMXX</td> </tr> <tr> <td>DATE</td> <td>18/04/09</td> </tr> <tr> <td>REV.</td> <td>2/2</td> </tr> <tr> <td>UNIT</td> <td>MM</td> </tr> <tr> <td>PAGE</td> <td>A4</td> </tr> <tr> <td>SCALE</td> <td>1:1</td> </tr> </table>		TITLE	W28SBK1MMXX	DATE	18/04/09	REV.	2/2	UNIT	MM	PAGE	A4	SCALE	1:1
DIMENSIONS	TOLERANCE																												
0.00 TO 25.00mm	±0.10mm																												
25.01 TO 50.00mm	±0.15mm																												
50.01 TO 100.00mm	±0.20mm																												
100.01mm	±0.25mm																												
DRWD.	CHKD.																												
He X.Lin	APPD.																												
TITLE	W28SBK1MMXX																												
DATE	18/04/09																												
REV.	2/2																												
UNIT	MM																												
PAGE	A4																												
SCALE	1:1																												
<table border="1"> <tr> <td>MATERIAL</td> <td> </td> </tr> <tr> <td>FINISH</td> <td> </td> </tr> </table>		MATERIAL		FINISH		<table border="1"> <tr> <td>PROJ. NO.</td> <td> </td> </tr> <tr> <td>REV.</td> <td> </td> </tr> </table>		PROJ. NO.		REV.																			
MATERIAL																													
FINISH																													
PROJ. NO.																													
REV.																													