




TE Internal #: 2007435-1
 Receptacle, Standard Profile, 1 Port, Top, Perpendicular Right Angle, Through Hole - Solder, Cable-to-Board, 19 Position, HDMI Connectors

[View on TE.com >](#)

Connectors > Audio & Video Connectors > HDMI Connectors



Connector & Housing Type: **Receptacle**
 Connector Profile: **Standard**
 Number of Ports: **1**
 PCB Mount Location: **Top**
 PCB Mount Orientation: **Perpendicular Right Angle**

Features

Product Type Features

Connector & Housing Type	Receptacle
Connector System	Cable-to-Board
Connector & Contact Terminates To	Printed Circuit Board

Configuration Features

Stacked	No
Number of Ports	1
PCB Mount Orientation	Perpendicular Right Angle
Number of Positions	19

Body Features

Shell Plating Finish	Matte
Shell Plating Material	Tin
Connector Profile	Standard

Contact Features

Contact Mating Area Plating Material Thickness	.38 μ m[15 μ in]
--	--------------------------



Contact Mating Area Plating Material	Gold
--------------------------------------	------

Contact Current Rating (Max)	.5 A
------------------------------	------

Termination Features

Termination Post & Tail Length	2.3 mm[.091 in]
--------------------------------	-----------------

Termination Method to PCB	Through Hole - Solder
---------------------------	-----------------------

Mechanical Attachment

PCB Mount Alignment Type	Locating Posts
--------------------------	----------------

PCB Mount Retention Type	Kinked Legs, Straight Leg
--------------------------	---------------------------

PCB Mount Location	Top
--------------------	-----

Connector Mounting Type	Board Mount
-------------------------	-------------

Housing Features

Housing Color	Black
---------------	-------

Centerline (Pitch)	1 mm[.039 in]
--------------------	---------------

Dimensions

PCB Thickness (Min)	1.6 mm[.063 in]
---------------------	-----------------

Usage Conditions

Mating Cycles (Max)	10000
---------------------	-------

Soldering Temperature (Max)	240 °C
-----------------------------	--------

Operating Temperature Range	-20 – 85 °C[-4 – 185 °F]
-----------------------------	--------------------------

Operation/Application

Circuit Application	Signal
---------------------	--------

Packaging Features

Packaging Method	Tray
------------------	------

Product Compliance

[For compliance documentation, visit the product page on TE.com>](#)

EU RoHS Directive 2011/65/EU	Compliant
------------------------------	-----------

EU ELV Directive 2000/53/EC	Compliant
-----------------------------	-----------

China RoHS 2 Directive MIIT Order No 32, 2016	No Restricted Materials Above Threshold
---	---

EU REACH Regulation (EC) No. 1907/2006	Current ECHA Candidate List: JUNE 2024 (241) Candidate List Declared Against: JUNE 2024 (241)
--	--



Does not contain REACH SVHC

Halogen Content

Not Low Halogen - contains Br or Cl > 900 ppm.

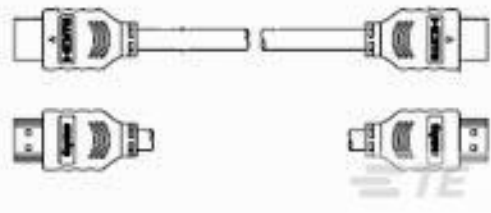
Solder Process Capability

Wave solder capable to 265°C

Product Compliance Disclaimer

This information is provided based on reasonable inquiry of our suppliers and represents our current actual knowledge based on the information they provided. This information is subject to change. The part numbers that TE has identified as EU RoHS compliant have a maximum concentration of 0.1% by weight in homogenous materials for lead, hexavalent chromium, mercury, PBB, PBDE, DBP, BBP, DEHP, DIBP, and 0.01% for cadmium, or qualify for an exemption to these limits as defined in the Annexes of Directive 2011/65/EU (RoHS2). Finished electrical and electronic equipment products will be CE marked as required by Directive 2011/65/EU. Components may not be CE marked. Additionally, the part numbers that TE has identified as EU ELV compliant have a maximum concentration of 0.1% by weight in homogenous materials for lead, hexavalent chromium, and mercury, and 0.01% for cadmium, or qualify for an exemption to these limits as defined in the Annexes of Directive 2000/53/EC (ELV). Regarding the REACH Regulation, the information TE provides on SVHC in articles for this part number is based on the latest European Chemicals Agency (ECHA) 'Guidance on requirements for substances in articles' posted at this URL: <https://echa.europa.eu/guidance-documents/guidance-on-reach>

Compatible Parts



TE Part # 1770019-6
CABLE ASSY, HDMI

Customers Also Bought



TE Part #2-2176053-6
Thick Film Resistor: Current Sense



TE Part #5535676-5
06 MODII HORZ SR CE 100CL



TE Part #8-2176088-0
RP 1J 0.166W 6K04 0.1% 25PPM 1K RL




TE Part #214357-E
MSPPM 5 M SMD M1 * A V 137 094 * E008 J



TE Part #294762-E
STVC/2 48 F ABC WV 7-00 EE 2,9 * 247 E0



TE Part #2-2176467-1
TLRP 1206 1.0W R040 1% 75PPM 5K RL



TE Part #494153-E
STVR/2 48 MI ABC WV 4-00 GA06 2,5 * 247



Documents

Product Drawings

[Std HDMI, Flag, T/H](#)

English

CAD Files

[3D PDF](#)

3D

Customer View Model

[ENG_CVM_CVM_2007435-1_D.2d_dxf.zip](#)

English

Customer View Model

[ENG_CVM_CVM_2007435-1_D.3d_igs.zip](#)

English

Customer View Model

[ENG_CVM_CVM_2007435-1_D.3d_stp.zip](#)

English

By downloading the CAD file I accept and agree to the [Terms and Conditions](#) of use.

Datasheets & Catalog Pages

[6-1773453-4_HDMI_QRG](#)

English

Product Specifications

[Product Specification](#)

English

[AMP COMMON TERMINATION \(CT\), CONNECTOR, 2mm PITCH, M/T TYPE, LEAD FREE VERSION](#)

Japanese

[Product Specification](#)

Japanese