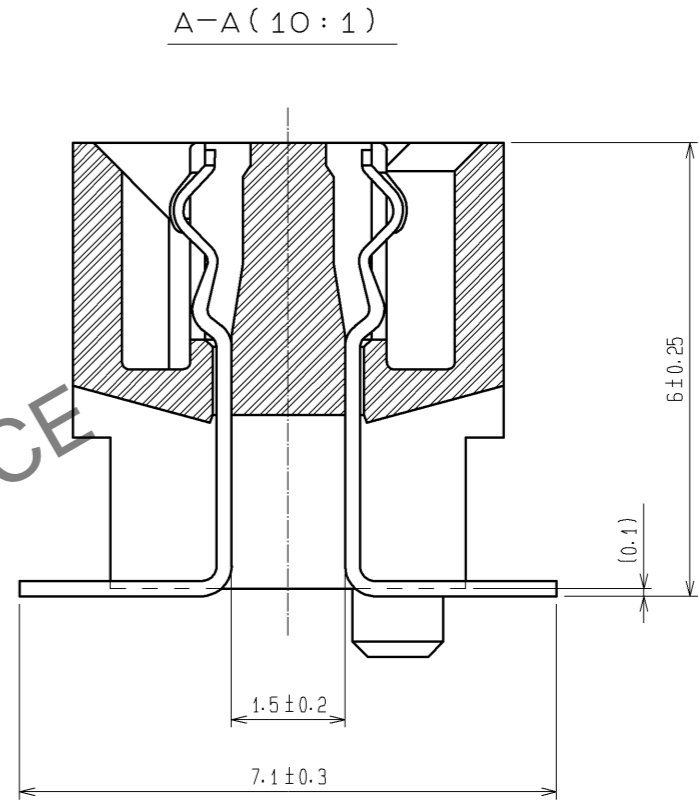
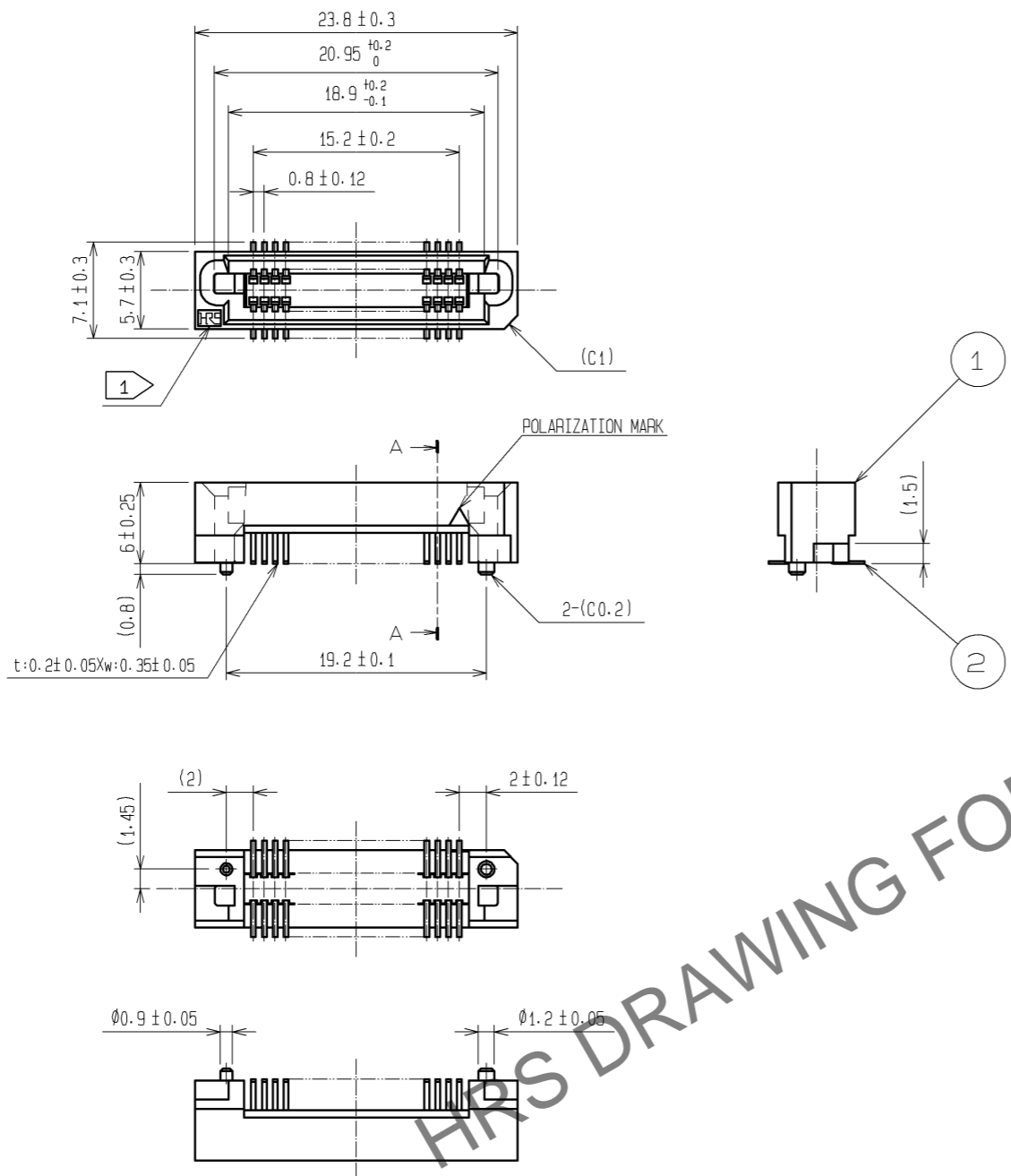
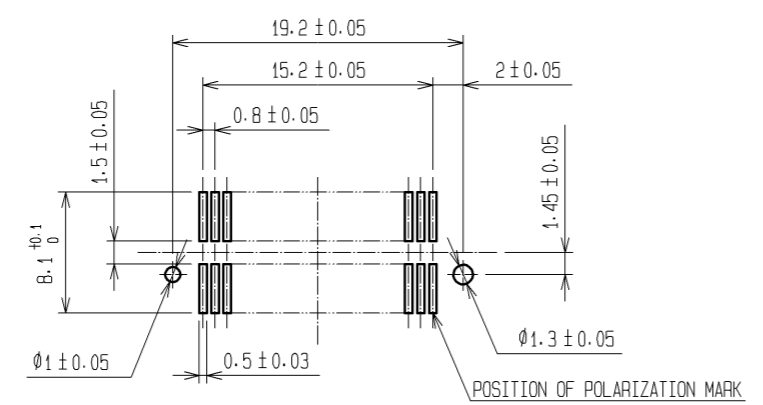


Jul.1.2024 Copyright 2024 HIROSE ELECTRIC CO., LTD. All Rights Reserved.
 In case of consideration for using Automotive equipment / device which demand high reliability, kindly contact our sales window correspondents.



- NOTE
- 1 HRS MARK SHALL BE OPTIONAL.
 - 2 LEAD CO-PLANARITY SHALL BE 0.1mm MAX.
 - 3 TUBE PACKAGING SHALL BE APPLIED FOR THIS PRODUCT. SEE NEXT PAGE FOR DETAILS.
 - 4 THIS PRODUCT HAS TAPE FOR VACUUM PICKUP. SEE NEXT PAGE FOR DETAIL OF STICKING POSITION, ETC.
 - 5 FOR MODIFICATION, ETC, PREVENTIVE HOLE FOR SINK MARK MAY BE ADDED ACCORDING TO CIRCUMSTANCES.
 - 6 THE DIMENSIONS IN PARENTHESES ARE FOR REFERENCE.

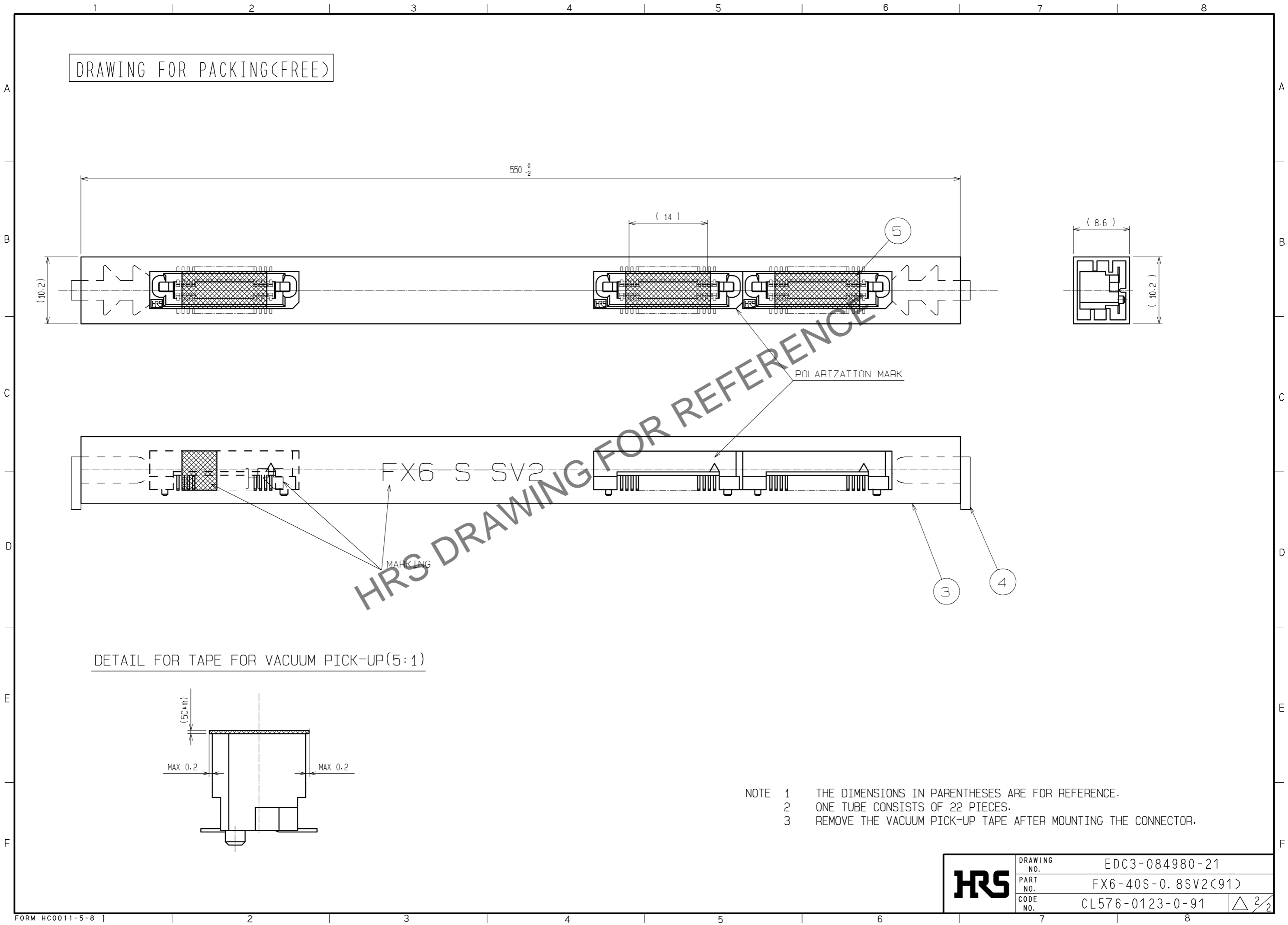
RECOMMENDED LAND PATTERN DIMENSION OF PCB (MOUNTING SIDE)
 (RECOMMENDED METAL MASK THICKNESS: 0.15mm)



2	PHOSPHOR BRONZE	CONTACT AREA: GOLD 0.1μm min.						
		LEAD AREA: TIN-PLATING 1μm min.						
		UNDER PLATING: NICKEL 2μm min.						
1	PPS	LIGHT BROWN (UL94V-0)	5	POLYIMIDE	(TAPE FOR VUCUUM PICKUP)			
			4	PVC	(STOPPER)			
			3	PVC	(TUBE)			
NO.	MATERIAL	FINISH . REMARKS	NO.	MATERIAL	FINISH . REMARKS			
UNITS mm		SCALE 2 : 1	COUNT 	DESCRIPTION OF REVISIONS		DESIGNED	CHECKED	DATE
HRS HIROSE ELECTRIC CO., LTD.		APPROVED : HS. OKAWA	08.07.23	DRAWING NO. EDC3-084980-21				
		CHECED : HT. YAMAGUCHI	08.07.23	PART NO. FX6-40S-0.8SV2(91)				
		DESIGNED : SY. KAMIGA	08.07.22	CODE NO. CL576-0123-0-91				
		DRAWN : HK. SUNADORI	08.07.18					

Jul.1.2024 Copyright 2024 HIROSE ELECTRIC CO., LTD. All Rights Reserved.
 In case of consideration for using Automotive equipment / device which demand high reliability, kindly contact our sales window correspondents.

DRAWING FOR PACKING(FREE)



- NOTE 1 THE DIMENSIONS IN PARENTHESES ARE FOR REFERENCE.
 2 ONE TUBE CONSISTS OF 22 PIECES.
 3 REMOVE THE VACUUM PICK-UP TAPE AFTER MOUNTING THE CONNECTOR.

HRS	DRAWING NO.	EDC3-084980-21
	PART NO.	FX6-40S-0.8SV2(91)
	CODE NO.	CL576-0123-0-91
		\triangle 2/2