




Connectors > PCB Connectors > PCB Headers & Receptacles > AMP HPI 2.5 mm Headers



Connector System: **Wire-to-Board**

Number of Positions: **5**

Number of Rows: **1**

Centerline (Pitch): **2.5 mm [.098 in]**

PCB Mount Orientation: **Vertical**

[All AMP HPI 2.5 mm Headers \(78\)](#)

Features

Product Type Features

Connector System	Wire-to-Board
Header Type	Partially Shrouded
Sealable	No
Connector & Contact Terminates To	Printed Circuit Board
PCB Connector Assembly Type	PCB Mount Header

Configuration Features

Number of Positions	5
Number of Rows	1
PCB Mount Orientation	Vertical

Electrical Characteristics

Operating Voltage	250 VAC
-------------------	---------

Body Features

Primary Product Color	Natural
-----------------------	---------



Contact Features

Contact Mating Area Length	3.45 mm[.136 in]
Mating Square Post Dimension	.64 mm[.025 in]
Contact Shape & Form	Square
Contact Mating Area Plating Material Finish	Bright
PCB Contact Termination Area Plating Material	Tin
Contact Base Material	Brass
Contact Mating Area Plating Material	Tin
Contact Type	Pin
Contact Current Rating (Max)	3 A

Termination Features

Square Termination Post & Tail Dimension	.64 mm[.025 in]
Termination Post & Tail Length	3.4 mm[.134 in]
Termination Method to PCB	Through Hole - Solder

Mechanical Attachment

Mating Alignment Type	Polarization
Mating Retention	Without
PCB Mount Retention Type	Kinked Tines
Connector Mounting Type	Board Mount
Mating Alignment	With
PCB Mount Alignment	Without
PCB Mount Retention	With

Housing Features

Housing Material	Nylon 66 GF
Centerline (Pitch)	2.5 mm[.098 in]

Dimensions

Connector Length	15 mm[.591 in]
Connector Height	6 mm[.236 in]
Connector Width	3.8 mm[.15 in]
PCB Thickness (Recommended)	1 – 1.6 mm[.039 – .063 in]

Usage Conditions

Operating Temperature Range	-25 – 85 °C[-13 – 185 °F]
-----------------------------	---------------------------



Operation/Application

Circuit Application	Signal
---------------------	--------

Industry Standards

UL Flammability Rating	UL 94V-0
------------------------	----------

Packaging Features

Packaging Quantity	250
Packaging Method	Bag

Product Compliance

For compliance documentation, visit the product page on TE.com>

EU RoHS Directive 2011/65/EU	Compliant
EU ELV Directive 2000/53/EC	Compliant
China RoHS 2 Directive MIIT Order No 32, 2016	No Restricted Materials Above Threshold
EU REACH Regulation (EC) No. 1907/2006	Current ECHA Candidate List: JUNE 2024 (241) Candidate List Declared Against: JUNE 2024 (241) Does not contain REACH SVHC
Halogen Content	Low Halogen - Br, Cl, F, I < 900 ppm per homogenous material. Also BFR/CFR/PVC Free
Solder Process Capability	Wave solder capable to 240°C

Product Compliance Disclaimer

This information is provided based on reasonable inquiry of our suppliers and represents our current actual knowledge based on the information they provided. This information is subject to change. The part numbers that TE has identified as EU RoHS compliant have a maximum concentration of 0.1% by weight in homogenous materials for lead, hexavalent chromium, mercury, PBB, PBDE, DBP, BBP, DEHP, DIBP, and 0.01% for cadmium, or qualify for an exemption to these limits as defined in the Annexes of Directive 2011/65/EU (RoHS2). Finished electrical and electronic equipment products will be CE marked as required by Directive 2011/65/EU. Components may not be CE marked. Additionally, the part numbers that TE has identified as EU ELV compliant have a maximum concentration of 0.1% by weight in homogenous materials for lead, hexavalent chromium, and mercury, and 0.01% for cadmium, or qualify for an exemption to these limits as defined in the Annexes of Directive 2000/53/EC (ELV). Regarding the REACH Regulation, the information TE provides on SVHC in articles for this part number is based on the latest European Chemicals Agency (ECHA) 'Guidance on requirements for substances in articles' posted at this URL: <https://echa.europa.eu/guidance-documents/guidance-on-reach>

Compatible Parts



TE Part # 440133-5
2.5MM,HSG,5POS



TE Part # 440134-1
2.5mm,Crimp Contact




TE Part # 2405419-4
5P TO 5P 300MM CABLE ASSEMBLY, 440133-5

Customers Also Bought



TE Part #8-215079-8
MICRO-MATCH FOB.18P



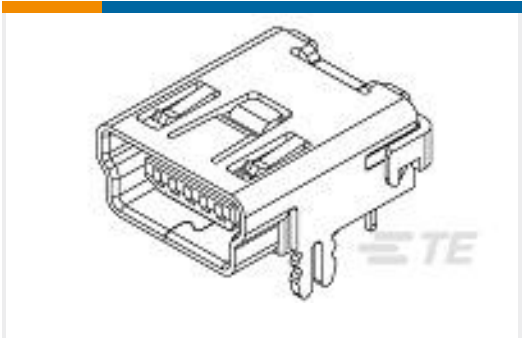
TE Part #440052-4
2.5MM,HDR,4POS,VERTICAL, CONNECTOR



TE Part #1534073-3
MULTIFIT MK2 ASSY3P




TE Part #5555166-1
MJ,LPF,R/A,8P/8C,PNL STOPS,KE



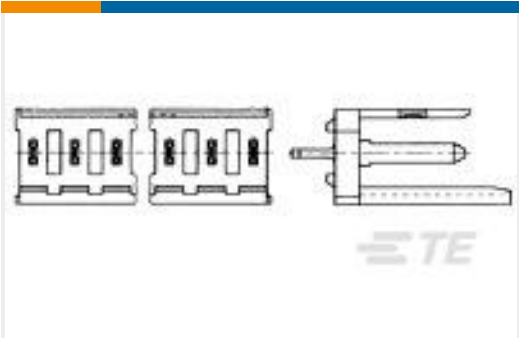
TE Part #2172034-1
MINI USB B, RCPT, R/A, T/H, PBT, Tray



TE Part #6-534237-4
16 MODII VRT SR CE 100/115



TE Part #2-1740533-2
AMP DUOPLUG POW CONNECTOR



TE Part #280620-1
MODU



TE Part #1-1877285-7
07P EP SHRD HDR ASMY, WHITE,NO PIN 6



TE Part #A1004BR22P1

Documents

Product Drawings
2.5MM,HDR,5POS,VERTICAL, CONNECTOR

English

CAD Files
3D PDF
3D
Customer View Model
ENG_CVM_CVM_440052-5_A8.2d_dxf.zip



English

Customer View Model

[ENG_CVM_CVM_440052-5_A8.3d_igs.zip](#)

English

Customer View Model

[ENG_CVM_CVM_440052-5_A8.3d_stp.zip](#)

English

By downloading the CAD file I accept and agree to the [Terms and Conditions](#) of use.

Datasheets & Catalog Pages

[HPI Connectors QRG](#)

English

Product Specifications

[AMP 2.5MM PITCH HPI WIRE TO BOARD SYSTEM.](#)

English

[Application Specification](#)

English

Agency Approvals

[UL Report](#)

English