



Terminals & Splices > Spade Terminals



Spade Terminal Type: **Spring Spade Terminal**  
Wire Size: **2050 – 5180 CMA**  
Stud Size: **#8, M4**

Features

Product Type Features

Stud Size	#8, M4
Sealable	No
Wire Insulation Support Retention Type	Non-Insulation Support

Body Features

Product Weight	.918 g
----------------	--------

Contact Features

Spade Terminal Type	Spring Spade Terminal
Barrel Type	Closed
Terminal Orientation	Straight
Terminal Plating Material	Tin

Mechanical Attachment

Wire Insulation Support	Without
-------------------------	---------

Dimensions

Wire Size	2050 – 5180 CMA
Stud Diameter	4.17 mm[.164 in]
Tongue Thickness	.79 mm[.031 in]



Product Length	16.18 mm[.637 in]
Barrel Inside Diameter	2.16 mm[.085 in]

Usage Conditions

Insulation Option	Uninsulated
Operating Temperature Range	170 °C[338 °F]

Operation/Application

Compatible With Wire Base Material	Copper
Compatible With Wire Plating Material	Tin

Industry Standards

Government Qualified Terminal	No
-------------------------------	----

Packaging Features

Packaging Quantity	1000
Packaging Method	Loose Piece

Product Compliance

For compliance documentation, visit the product page on TE.com>

EU RoHS Directive 2011/65/EU	Compliant
EU ELV Directive 2000/53/EC	Compliant
China RoHS 2 Directive MIIT Order No 32, 2016	No Restricted Materials Above Threshold
EU REACH Regulation (EC) No. 1907/2006	Current ECHA Candidate List: JUNE 2024 (241) Candidate List Declared Against: JUNE 2024 (241) Does not contain REACH SVHC
Halogen Content	Low Halogen - Br, Cl, F, I < 900 ppm per homogenous material. Also BFR/CFR/PVC Free
Solder Process Capability	Not applicable for solder process capability


Product Compliance Disclaimer

This information is provided based on reasonable inquiry of our suppliers and represents our current actual knowledge based on the information they provided. This information is subject to change. The part numbers that TE has identified as EU RoHS compliant have a maximum concentration of 0.1% by weight in homogenous materials for lead, hexavalent chromium, mercury, PBB, PBDE, DBP, BBP, DEHP, DIBP, and 0.01% for cadmium, or qualify for an exemption to these limits as defined in the Annexes of Directive 2011/65/EU (RoHS2). Finished electrical and electronic equipment products will be CE marked as required by Directive 2011/65/EU. Components may not be CE marked. Additionally, the part numbers that TE has identified as EU ELV compliant have a maximum concentration of 0.1% by weight in homogenous materials for lead, hexavalent chromium, and mercury, and 0.01% for cadmium, or qualify for an exemption to these limits as defined in the Annexes of Directive 2000/53/EC (ELV). Regarding the REACH Regulation, the information TE provides




on SVHC in articles for this part number is based on the latest European Chemicals Agency (ECHA) ‘Guidance on requirements for substances in articles’ posted at this URL: <https://echa.europa.eu/guidance-documents/guidance-on-reach>


Compatible Parts




TE Part # 58545-1  
SOLISTRAND 10-22 DIE ASSY



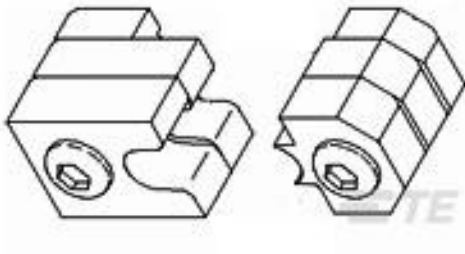
TE Part # 49935  
DAHT SOLIS 22-10 ASSY




TE Part # 58546-1  
PC 22-10 SOLISSPICE SPL I SHT



TE Part # 58545-3  
SDE DIE ASSY. 22-10 SOLISTRAND




TE Part # 47813  
DIES SOLIS 16-14 DIE SET




TE Part # 169400  
CERTI-LOK FRAME W/O DIES


Customers Also Bought




TE Part #7-66504-0  
20 DF SOCKET CONT,SMALL PACK




TE Part #1-2308265-5  
QL SET FOR VARIANT B 5




TE Part #1-2308272-5  
CABLE CLAMP5 (CASE RAW)



TE Part #1-1437624-1  
PKA50B1/8=KNOB PLASTIC 1/8 SHA




TE Part #53123-2  
TERMINAL,SOLIS SPR SPD 16-14 6




TE Part #808148-000  
222D132-3-0



TE Part #696423-3  
TERMINAL,PIDG PVF2 R,16-14, 6



TE Part #696424-5  
TERMINAL,PIDG PVF2 R 12-10 8



Documents

Product Drawings

TERMINAL,SOLIS SPR SPD 16-14 8

English

CAD Files

3D PDF

3D

Customer View Model

ENG\_CVM\_CVM\_53124-1\_C.2d\_dxf.zip

English

Customer View Model

ENG\_CVM\_CVM\_53124-1\_C.3d\_igs.zip

English

Customer View Model

ENG\_CVM\_CVM\_53124-1\_C.3d\_stp.zip

English

By downloading the CAD file I accept and agree to the [Terms and Conditions](#) of use.

Agency Approvals

UL Report

English