




ENGINEERED DISPENSING SOLUTIONS




FISNAR[®]

FISNAR[®]



Contents



Dispensing Consumables

| | | | |
|---|------|---------------------------------------|-------|
| Syringe Barrels, Pistons, Tip & End Caps | 2, 3 | Dispensing Tips & Nozzles | 10-20 |
| Barrel Adapters & Syringe Barrel Kits | 4, 5 | Brush Tips & Dispense Bottles | 21-23 |
| Manual Syringes, Plungers & Syringe Barrel Dispensers | 6 | Cartridges & Accessories | 24-26 |
| DCK Dispensing Selection Kit | 7, 8 | Cartridge Dispensers & Barrel Loaders | 27-33 |
| Squeeze Bottles & Caps | 9 | | |



Liquid Dispensers

| | | | |
|----------------------------|--------|------------------------|----|
| Digital Dispensers | 37-39 | Foot Pedal Dispenser | 48 |
| Switch Assemblies | 40 | Vacuum Pick Up Systems | 49 |
| Peristaltic Pump Dispenser | 41, 42 | Pinch Tube Pens | 50 |
| Handheld Dispensers | 43-46 | Gravity Fed Bottle | 50 |
| Dual Cartridge Dispenser | 47 | | |



Dispensing Valves

| | | | |
|--|--------|--|--------|
| Valve Selection Guide | 53 | Mini Spool | 65 |
| Valve & Controller Compatibility Chart | 54 | High Pressure | 66 |
| Pinch Tube | 55, 56 | Positive Displacement | 67 |
| Diaphragm | 57 | Auger | 68 |
| Needle | 59 | Progressive Cavity Valve & Accessories | 69-75 |
| Cartridge | 60 | Jet Valve & Accessories | 77-80 |
| Spray | 61, 62 | Benchtop Stands | 81, 82 |
| Poppet | 63, 64 | Valve Controllers | 85-90 |



Reservoirs & Pumps

| | | | |
|------------------------------|----------|---------------------------------|----------|
| IJ Series | 93, 94 | Plastic & Metal Fittings | 104-106 |
| FT Series | 95 | Specialty Fittings & Gauges | 107 |
| Clear View Pressure Chambers | 97, 98 | Air/Fluid Manifolds & Mufflers | 108 |
| Extruder Systems | 99, 100 | Filter Regulators & Hose/Tubing | 109, 110 |
| Pump Systems | 101, 102 | | |



Robotics

| | | | |
|---------------------------------------|---------|---|----------|
| Rotary Table | 113 | Robot Holder Assemblies | 137-144 |
| Benchtop | 114-124 | Robot Bracket Spare Parts Guides | 145, 146 |
| Gantry | 125-130 | Valve Bracket Holder & Stand Compatibility Chart | 147 |
| Vision Systems & Accessories | 131-134 | Cartridge Retainer/Syringe Bracket Holder & Stand Compatibility Chart | 148 |
| Robot Accessories Compatibility Chart | 135 | Robot Kits | 149-153 |

Dispensing Consumables

Premium Dispense Management



QuantX[™] is a fluid management system defined by its carefully designed and precisely engineered components.

Together these components provide a superior industrial dispensing experience, resulting in reduced waste, greater accuracy, and improved yields.

QuantX™ Syringe Barrels

QuantX™ syringe barrels feature a highly accurate manufacturing process that combines minimal resistance and parallel uniformity over the length of the syringe barrel.

Manufactured from premium grade silicone-free polypropylene, these syringe barrels are available in clear for non-UV materials, amber for UV protection up to 550nm, and opaque black for maximum light protection.

All barrels are designed with a round base to fit QuantX™ barrel adapter assemblies.



| Size | Clear | Amber | Black | I.D. (inch) | I.D. (mm) | O.D. (inch) | O.D. (mm) | Length (inch) | Length (mm) |
|-------|---------|---------|---------|-------------|-----------|-------------|-----------|---------------|-------------|
| 3 cc | 8001001 | 8001040 | 8001045 | 0.379 | 9.62 | 0.453 | 11.5 | 2.941 | 74.7 |
| 5 cc | 8001002 | 8001041 | 8001046 | 0.500 | 12.72 | 0.567 | 14.6 | 2.756 | 70.0 |
| 10 cc | 8001003 | 8001042 | 8001047 | 0.622 | 15.78 | 0.733 | 18.6 | 3.567 | 90.6 |
| 30 cc | 8001004 | 8001043 | 8001048 | 0.891 | 22.62 | 1.000 | 25.4 | 4.634 | 117.7 |
| 55 cc | 8001005 | 8001044 | 8001049 | 0.889 | 22.57 | 1.020 | 25.9 | 6.898 | 175.2 |

QuantX™ Syringe Barrels & Piston Sets

Syringe barrel and piston sets ensure that matched QuantX™ components are always used in the QuantX™ fluid management system providing optimum dispensing performance.

| Size | Clear | Amber | Black |
|-------|---------|---------|---------|
| 3 cc | 8001058 | 8001063 | 8001068 |
| 5 cc | 8001059 | 8001064 | 8001069 |
| 10 cc | 8001060 | 8001065 | 8001070 |
| 30 cc | 8001061 | 8001066 | 8001071 |
| 55 cc | 8001062 | 8001067 | 8001072 |



QuantX™ Pistons

Evenpress™ Piston Selection



Smooth flow green pistons prevent air entrapment and material waste by wiping the syringe barrel wall clean.



Flat wall blue pistons are recommended for reducing potential stringing and bouncing when dispensing high-viscosity fluids.



Low viscosity orange pistons are used to prevent dripping of watery fluids and accidental back-flow into the dispenser.



Soft black rubber pistons are used to prevent tunneling in high-viscosity fluid materials.

DISPENSING CONSUMABLES

| Size | Smooth Flow Green | Flat Wall Blue | Low Viscosity Orange | Unlubricated Black | Lubricated Black |
|----------|-------------------|----------------|----------------------|--------------------|------------------|
| 3 cc | 8001006 | 8001010 | 8001506 | 8001510 | 8001514 |
| 5 cc | 8001007 | 8001011 | 8001507 | 8001511 | 8001515 |
| 10 cc | 8001008 | 8001012 | 8001508 | 8001512 | 8001516 |
| 30/55 cc | 8001009 | 8001013 | 8001509 | 8001513 | 8001517 |

QuantX™ Syringe Barrel Tip Caps

Tip caps provide an air-tight seal allowing storage of pre-filled syringe barrels.

| Item Number | Type |
|-------------|---------|
| 8001038 | Flat |
| 8001039 | Pointed |



QuantX™ Syringe Barrel End Caps

End caps feature a push and twist design to ensure an air tight seal and secure the neck opening of the syringe barrel when in storage.




| Size | Item Number |
|----------|-------------|
| 3 cc | 8001034 |
| 5 cc | 8001035 |
| 10 cc | 8001036 |
| 30/55 cc | 8001037 |

QuantX™ Syringe Barrel Adapter Assemblies

QuantX™ syringe barrel adapter assemblies are provided with a convenient push-to-connect fitting to connect to the controller from the syringe barrel. Fitted with Buna Nitrile O-rings.

They are available in two hose lengths and optional micron filter-trap to prevent entry of fluids and fumes into the controller.



Green push-to-connect fitting comes assembled on all barrel adapter assemblies. For use with Fisnar DC50, DC100, and DC200 controllers.



Black bayonet fitting also included for connection to quick-connect style controllers.

| Size | 3 ft (0.9 m) | 6 ft (1.8 m) | 3 ft with Filter (0.9 m) |
|----------|--------------|--------------|--------------------------|
| 3 cc | 8001014 | 8001018 | 8001050 |
| 5 cc | 8001015 | 8001019 | 8001051 |
| 10 cc | 8001016 | 8001020 | 8001052 |
| 30/55 cc | 8001017 | 8001021 | 8001053 |

QuantX™ Adapter Head with O-Ring

| Size | Item Number |
|----------|-------------|
| 3 cc | 8001026 |
| 5 cc | 8001027 |
| 10 cc | 8001028 |
| 30/55 cc | 8001029 |



QuantX™ Adapter Head Replacement O-Rings

| Size | Buna N | Viton® | EPDM |
|----------|---------|---------|---------|
| 3 cc | 8001030 | 8001054 | 8001518 |
| 5 cc | 8001031 | 8001055 | 8001519 |
| 10 cc | 8001032 | 8001056 | 8001520 |
| 30/55 cc | 8001033 | 8001057 | 8001521 |



QuantX™ Syringe Barrel Kits

Syringe barrel kits are available for validation of different size and color variations for both UV and non-UV materials.

The QK-CSK pictured includes all syringe barrels, adapter assemblies, and the most popular pistons and dispense tips.

| Size | Clear | UV |
|--------------|---------|-----------|
| 3/5/10 cc | QK-3510 | QK-3510UV |
| 30/55 cc | QK-3055 | QK-3055UV |
| Complete Kit | QK-CSK | |



QK-3510



QK-3510UV



QK-3055



QK-3055UV



QK-CSK

DISPENSING CONSUMABLES

Manual Syringes

Disposable, graduated, polypropylene, luer-lock style, non-sterile syringes. Fitted with a silicone lubricated rubber piston and plunger for manually dispensing a variety of fluids.

| Size | Manual Syringe |
|-------|----------------|
| 3 cc | 8401006 |
| 5 cc | 8401007 |
| 10 cc | 8401008 |
| 35 cc | 8401009 |
| 60 cc | 8401012 |



QuantX™ Manual Syringe Plungers

An ergonomic, lightweight, reusable hand plunger for manually dispensing a variety of fluids.

Compatible for use with all QuantX™ syringe barrels, green smooth-flow, and black rubber pistons.

| Size | Manual Plunger |
|-------|----------------|
| 3 cc | 8401014 |
| 5 cc | 8401015 |
| 10 cc | 8401016 |
| 30 cc | 8401018 |



JD927 Manual Syringe Barrel Dispensers

Lightweight and comfortable dispensers with an easy twist-on barrel mounted design. Each squeeze of the trigger advances the plunger by 0.24" (6 mm) dispensing a precise amount of material every time.

These dispensers are capable of dispensing most fluids by using a finger-tip control and push button plunger release.

| Size | Item Number |
|----------|-------------|
| 10 cc | JD927-10 |
| 30/55 cc | JD927-3055 |



QuantX™ Dispensing Selection Kit

The DCK800 selection kit includes a variety of dispense tips, syringe barrels, pistons, and caps. A supply reference chart is also included.



DISPENSING CONSUMABLES

| Item Number | Description |
|-------------|--------------------------|
| DCK800 | Dispensing Selection Kit |

| Color | Gauge | Item Number | Description | Quantity |
|---------|-------|-------------|--------------------|----------|
| Green | 18 | 8001158 | 45 Degree | 2 ea |
| Blue | 22 | 8001161 | 45 Degree | 2 ea |
| Clear | 27 | 8001164 | 45 Degree | 2 ea |
| Green | 18 | 8001168 | 90 Degree | 2 ea |
| Blue | 22 | 8001171 | 90 Degree | 2 ea |
| Clear | 27 | 8001174 | 90 Degree | 2 ea |
| Black | 16 | 8001259 | UV Safe Tapered | 2 ea |
| Black | 18 | 8001261 | UV Safe Tapered | 2 ea |
| Black | 20 | 8001262 | UV Safe Tapered | 2 ea |
| Amber | 15 | 5701309 | Soft Brush Tip | 1 ea |
| Amber | 15 | 5701310 | Hard Brush Tip | 1 ea |
| Natural | - | 5601427 | Pointed Tip Cap | 3 ea |
| Green | - | 8001039 | Pointed Tip Cap | 3 ea |
| Green | - | 8001038 | Flat Tip Cap | 3 ea |
| Clear | - | 8001001 | 3 cc Round Barrel | 1 ea |
| Clear | - | 8001002 | 5 cc Round Barrel | 1 ea |
| Clear | - | 8001003 | 10 cc Round Barrel | 1 ea |
| Green | - | 8001034 | 3 cc End Cap | 1 ea |
| Green | - | 8001035 | 5 cc End Cap | 1 ea |
| Green | - | 8001036 | 10 cc End Cap | 1 ea |
| Green | - | 8001006 | 3 cc Piston | 1 ea |
| Green | - | 8001007 | 5 cc Piston | 1 ea |
| Green | - | 8001008 | 10 cc Piston | 1 ea |

| Color | Gauge | Item Number | Description | Quantity |
|----------|-------|-------------|-------------------|----------|
| Olive | 14 | 8001269 | Single Tapered | 5 ea |
| Gray | 16 | 8001270 | Single Tapered | 5 ea |
| Green | 18 | 8001271 | Single Tapered | 5 ea |
| Pink | 20 | 8001272 | Single Tapered | 5 ea |
| Blue | 22 | 8001273 | Single Tapered | 5 ea |
| Red | 25 | 8001274 | Single Tapered | 5 ea |
| Green | 18 | 8001075 | 1/4" Blunt End | 2 ea |
| Blue | 22 | 8001078 | 1/4" Blunt End | 2 ea |
| Clear | 27 | 8001081 | 1/4" Blunt End | 2 ea |
| Olive | 14 | 8001084 | 1/2" Blunt End | 5 ea |
| Amber | 15 | 8001085 | 1/2" Blunt End | 5 ea |
| Black | 16 | 8001086 | 1/2" Blunt End | 5 ea |
| Green | 18 | 8001087 | 1/2" Blunt End | 5 ea |
| Pink | 20 | 8001088 | 1/2" Blunt End | 5 ea |
| Purple | 21 | 8001089 | 1/2" Blunt End | 5 ea |
| Blue | 22 | 8001090 | 1/2" Blunt End | 5 ea |
| Orange | 23 | 8001091 | 1/2" Blunt End | 5 ea |
| Red | 25 | 8001092 | 1/2" Blunt End | 5 ea |
| Clear | 27 | 8001093 | 1/2" Blunt End | 5 ea |
| Lavender | 30 | 8001094 | 1/2" Blunt End | 5 ea |
| Green | 18 | 8001097 | 1" Blunt End | 2 ea |
| Blue | 22 | 8001100 | 1" Blunt End | 2 ea |
| Clear | 27 | 8001103 | 1" Blunt End | 2 ea |
| Green | 18 | 8001107 | 1 1/2" Blunt End | 1 ea |
| Blue | 22 | 8001110 | 1 1/2" Blunt End | 1 ea |
| Clear | 27 | 8001113 | 1 1/2" Blunt End | 1 ea |
| Gray | - | 8001254 | 1" PTFE-Lined Tip | 2 ea |
| Pink | - | 8001255 | 1" PTFE-Lined Tip | 2 ea |
| Green | 18 | 8001287 | 1/2" Flexible | 2 ea |
| Blue | 22 | 8001289 | 1/2" Flexible | 2 ea |
| Red | 25 | 8001290 | 1/2" Flexible | 2 ea |
| Green | 18 | 8001293 | 1 1/2" Flexible | 1 ea |
| Blue | 22 | 8001295 | 1 1/2" Flexible | 1 ea |
| Red | 25 | 8001296 | 1 1/2" Flexible | 1 ea |

Manual Dispensing Bottles



A selection of low-density squeeze bottles for manually dispensing a variety of fluids available in both oval and round bottle types. Caps and bottles are interchangeable based on application requirements. Caps come in different thread sizes and correspond to matching threads on bottles. *Bottles and caps sold separately.*

DISPENSING CONSUMABLES



| Size | Thread | Oval Bottle | Luer Lock Cap | Slip Lock Cap |
|--------|--------|-------------|---------------|---------------|
| 1/2 oz | 15 mm | EAOB0515 | EALLC15 | EASC15 |
| 3/4 oz | 15 mm | EAOB07515 | EALLC15 | EASC15 |
| 2 oz | 18 mm | EAOB218 | EALLC18 | EASC18 |
| 4 oz | 20 mm | EAOB420 | EALLC20 | EASC20 |
| 8 oz | 24 mm | EAOB824 | EALLC24 | EASC24 |



| Size | Thread | Round Bottle | Luer Lock Cap | Slip Lock Cap |
|--------|--------|--------------|---------------|---------------|
| 1/2 oz | 15 mm | EARB0515 | EALLC15 | EASC15 |
| 1 oz | 18 mm | EARB118 | EALLC18 | EASC18 |
| 2 oz | 18 mm | EARB218 | EALLC18 | EASC18 |
| 4 oz | 24 mm | EARB424 | EALLC24 | EASC24 |
| 8 oz | 24 mm | EARB824 | EALLC24 | EASC24 |
| 16 oz | 28 mm | EARB1628 | - | EASC28 |

Dispensing Tips

Fisnar offers a large selection of high-quality dispense tips in a variety of lengths, sizes, and styles including PTFE-lined, flexible polypropylene, stainless steel, brush, blunt end, angled blunt end, and tapered.



These high-performance fluid delivery systems provide accurate deposits of a variety of materials to meet your dispensing needs.



QK-NSK Tip Selection Kit

A selection of the most commonly used dispense tips (blunt end, tapered, PTFE lined, and flexible) in varying gauge sizes.



QuantX™ Blunt End Dispense Tips

Blunt end tips are manufactured with polypropylene hubs and stainless steel cannulas. A double helix luer lock design and polished burr-free finish ensure precision fluid dispensing. For dispensing low to high viscosity fluids in general purpose dispense applications.

QuantX™ Tapered Dispense Tips

Tapered smooth flow dispensing tips are designed to reduce back pressure of high-viscosity fluids resulting in an increased fluid flow rate. A uniform polypropylene luer lock design with a flash-free outlet ensures consistent fluid dispensing.

QuantX™ PTFE-Lined Dispense Tips

Stainless steel cannulas with an internal PTFE lining, projecting approximately 1/8" (3.18 mm) from the cannula. Ideal for dispensing very low-viscosity fluids, solvents, and cyanoacrylates.

QuantX™ Flexible Dispense Tips

Polypropylene flexible dispense tips are designed to be used in hard-to-reach areas and to prevent scratching or damage to fragile dispense surfaces.

QK-NSK Tip Selection Kit

| Color | Gauge | Item Number | Description | Quantity |
|----------|-------|-------------|---------------------|----------|
| Olive | 14 | 8001269 | Single Tapered | 2 ea |
| Gray | 16 | 8001270 | Single Tapered | 2 ea |
| Green | 18 | 8001271 | Single Tapered | 2 ea |
| Pink | 20 | 8001272 | Single Tapered | 2 ea |
| Blue | 22 | 8001273 | Single Tapered | 2 ea |
| Red | 25 | 8001274 | Single Tapered | 2 ea |
| White | 27 | 8001298 | Single Tapered | 2 ea |
| Lavender | 30 | 8001276 | Single Tapered | 2 ea |
| Yellow | 32 | 8001083 | 1/4" Blunt End | 2 ea |
| Olive | 14 | 8001084 | 1/2" Blunt End | 2 ea |
| Amber | 15 | 8001085 | 1/2" Blunt End | 2 ea |
| Black | 16 | 8001086 | 1/2" Blunt End | 2 ea |
| Green | 18 | 8001087 | 1/2" Blunt End | 2 ea |
| Pink | 20 | 8001088 | 1/2" Blunt End | 2 ea |
| Purple | 21 | 8001089 | 1/2" Blunt End | 2 ea |
| Blue | 22 | 8001090 | 1/2" Blunt End | 2 ea |
| Orange | 23 | 8001091 | 1/2" Blunt End | 2 ea |
| Red | 25 | 8001092 | 1/2" Blunt End | 2 ea |
| Clear | 27 | 8001093 | 1/2" Blunt End | 2 ea |
| Lavender | 30 | 8001094 | 1/2" Blunt End | 2 ea |
| Gray | - | 8001252 | 1/2" PTFE-Lined Tip | 1 ea |
| Pink | - | 8001253 | 1/2" PTFE-Lined Tip | 1 ea |
| Gray | - | 8001254 | 1" PTFE-Lined Tip | 1 ea |
| Pink | - | 8001255 | 1" PTFE-Lined Tip | 1 ea |
| Olive | 14 | 8001285 | 1/2" Flexible | 1 ea |
| Amber | 15 | 8001286 | 1/2" Flexible | 1 ea |
| Green | 18 | 8001287 | 1/2" Flexible | 1 ea |
| Pink | 20 | 8001288 | 1/2" Flexible | 1 ea |
| Blue | 22 | 8001289 | 1/2" Flexible | 1 ea |
| Red | 25 | 8001290 | 1/2" Flexible | 1 ea |

QuantX™ Blunt End Dispense Tips

A full selection of UV-bonded dispense tips manufactured with polypropylene hubs and stainless steel cannulas. A double helix luer lock design and polished burr-free finish ensure precision fluid dispensing. For dispensing low to high viscosity fluids in general purpose dispense applications.



DISPENSING CONSUMABLES

| Color | Gauge | I.D. (inch) | I.D. (mm) | 1/4" (6.35 mm) | 1/2" (12.7 mm) | 1" (25.4 mm) | 1 1/2" (38.1 mm) | 45 Degree | 90 Degree |
|-----------|-------|-------------|-----------|----------------|----------------|--------------|------------------|-----------|-----------|
| Navy Blue | 12 | 0.089 | 2.27 | 8001118 | 8001123 | 8001131 | 8001138 | - | - |
| Magenta | 13 | 0.070 | 1.78 | 8001119 | 8001124 | 8001132 | 8001139 | - | - |
| Olive | 14 | 0.063 | 1.60 | 8001115 | 8001084 | 8001095 | 8001105 | 8001156 | 8001166 |
| Amber | 15 | 0.054 | 1.37 | 8001073 | 8001085 | 8001096 | 8001106 | 8001157 | 8001167 |
| Black | 16 | 0.047 | 1.20 | 8001074 | 8001086 | 8006031 | 8001495 | 8001802 | - |
| White | 17 | 0.041 | 1.04 | 8001120 | 8001125 | 8001133 | 8001140 | - | - |
| Green | 18 | 0.033 | 0.84 | 8001075 | 8001087 | 8001097 | 8001107 | 8001158 | 8001168 |
| Brown | 19 | 0.028 | 0.70 | 8001121 | 8001126 | 8001134 | 8001141 | - | - |
| Pink | 20 | 0.024 | 0.60 | 8001076 | 8001088 | 8001098 | 8001108 | 8001159 | 8001169 |
| Purple | 21 | 0.020 | 0.51 | 8001077 | 8001089 | 8001099 | 8001109 | 8001160 | 8001170 |
| Blue | 22 | 0.016 | 0.41 | 8001078 | 8001090 | 8001100 | 8001110 | 8001161 | 8001171 |
| Orange | 23 | 0.013 | 0.33 | 8001079 | 8001091 | 8001101 | 8001111 | 8001162 | 8001172 |
| Sky Blue | 24 | 0.012 | 0.31 | 8001122 | 8001127 | 8001135 | 8001142 | - | - |
| Red | 25 | 0.010 | 0.25 | 8001080 | 8001092 | 8001102 | 8001112 | 8001163 | 8001173 |
| Beige | 26 | 0.009 | 0.23 | 8001128 | 8001463 | 8001136 | 8001143 | - | - |
| Clear | 27 | 0.008 | 0.20 | 8001081 | 8001093 | 8001103 | 8001113 | 8001164 | 8001174 |
| Gray | 28 | 0.007 | 0.19 | 8001129 | 8001130 | 8001137 | 8001144 | - | - |
| Lavender | 30 | 0.006 | 0.15 | 8001082 | 8001094 | 8001104 | 8001114 | 8001165 | 8001175 |
| Yellow | 32 | 0.004 | 0.10 | 8001083 | 8001117 | - | - | - | - |
| Turquoise | 33 | 0.004 | 0.10 | 8001116 | - | - | - | - | - |

QuantX™ Single Tapered Dispense Tips

Tapered smooth flow dispensing tips are designed to reduce back pressure of high-viscosity fluids resulting in an increased fluid flow rate. A uniform polypropylene luer lock design with a flash-free outlet ensures consistent fluid dispensing.



Standard Single Tapered UV Blocking

| Color | Gauge | I.D. (inch) | I.D. (mm) | Length (inch/mm) | Item Number |
|------------|-------|-------------|-----------|------------------|-------------|
| Lime Green | 10 | 0.118 | 3.00 | 1.25/32 | 8001217 |
| Yellow | 11 | 0.098 | 2.50 | 1.25/32 | 8001218 |
| Sky Blue | 13 | 0.079 | 2.00 | 1.25/32 | 8001219 |
| Olive | 14 | 0.063 | 1.60 | 1.25/32 | 8001269 |
| Amber | 15 | 0.054 | 1.37 | 1.25/32 | 8001220 |
| Gray | 16 | 0.047 | 1.20 | 1.25/32 | 8001270 |
| Green | 18 | 0.033 | 0.84 | 1.25/32 | 8001271 |
| Pink | 20 | 0.024 | 0.60 | 1.25/32 | 8001272 |
| Purple | 21 | 0.020 | 0.51 | 1.25/32 | 8001221 |
| Blue | 22 | 0.016 | 0.41 | 1.25/32 | 8001273 |
| Orange | 23 | 0.013 | 0.33 | 1.25/32 | 8001222 |
| Red | 25 | 0.010 | 0.25 | 1.25/32 | 8001274 |
| White | 27 | 0.008 | 0.20 | 1.25/32 | 8001298 |
| Lavender | 30 | 0.006 | 0.15 | 1.25/32 | 8001276 |

QuantX™ Double Tapered Dispense Tips

Double tapered tips feature a unique fluid outlet design to reduce fluid wicking and dripping with low-viscosity materials.



Double Tapered

| Color | Gauge | I.D. (inch) | I.D. (mm) | Length (inch/mm) | Item Number |
|--------|-------|-------------|-----------|------------------|-------------|
| Orange | 14 | 0.063 | 1.60 | 1.25/32 | 8001263 |
| Gray | 16 | 0.047 | 1.20 | 1.25/32 | 8001264 |
| Green | 18 | 0.033 | 0.84 | 1.25/32 | 8001265 |
| Pink | 20 | 0.024 | 0.60 | 1.25/32 | 8001266 |
| Blue | 22 | 0.016 | 0.41 | 1.25/32 | 8001267 |
| Red | 24 | 0.014 | 0.37 | 1.25/32 | 8001268 |

QuantX™ UV & Light Block Dispense Tips

Used for dispensing medium to high viscosity fluids while blocking all UV and ambient light-emitting rays and wavelengths.



Single Tapered UV Blocking

| Color | Gauge | I.D. (inch) | I.D. (mm) | Length (inch/mm) | Item Number |
|-------|-------|-------------|-----------|------------------|-------------|
| Black | 14 | 0.063 | 1.60 | 1.25/32 | 8001278 |
| Black | 16 | 0.047 | 1.20 | 1.25/32 | 8001281 |
| Black | 18 | 0.033 | 0.84 | 1.25/32 | 8001282 |
| Black | 20 | 0.024 | 0.60 | 1.25/32 | 8001283 |
| Black | 22 | 0.016 | 0.41 | 1.25/32 | 8001284 |
| Black | 25 | 0.010 | 0.25 | 1.25/32 | 8001279 |
| Black | 27 | 0.008 | 0.20 | 1.25/32 | 8001275 |

QuantX™ Flexible Dispense Tips

Polypropylene flexible dispense tips designed to be used in hard-to-reach areas and to prevent scratching or damage to fragile dispense surfaces.



| Color | Gauge | I.D. (inch) | I.D. (mm) | 1/2" (12.7 mm) | 1 1/2" (38.1 mm) |
|-------|-------|-------------|-----------|----------------|------------------|
| Olive | 14 | 0.063 | 1.60 | 8001285 | 8001291 |
| Amber | 15 | 0.054 | 1.37 | 8001286 | 8001292 |
| Green | 18 | 0.033 | 0.84 | 8001287 | 8001293 |
| Pink | 20 | 0.024 | 0.60 | 8001288 | 8001294 |
| Blue | 22 | 0.016 | 0.41 | 8001289 | 8001295 |
| Red | 25 | 0.010 | 0.25 | 8001290 | 8001296 |

QuantX™ PTFE-Lined Dispense Tips

Stainless steel cannulas with an internal PTFE lining, projecting approximately 1/8" (3.18 mm) from the cannula. Ideal for dispensing very low viscosity fluids, solvents, and cyanoacrylates.

| Color | PTFE I.D. (inch/mm) | SS Tube O.D. (inch/mm) | 1/2" (12.7 mm) | 1" (25.4 mm) |
|-------|---------------------|------------------------|----------------|--------------|
| Gray | 0.024/0.61 | 0.042/1.06 | 8001252 | 8001254 |
| Pink | 0.011/0.28 | 0.32/0.80 | 8001253 | 8001255 |



QuantX™ Micron-S Precision Dispense Tips

Precision conical tips offer high accuracy, micro-dot dispensing due to their low-resistance, fluid flow design. These precision-machined tips have been specifically designed to improve flow rates and overall performance.

The thin rigid wall design enhances accuracy and definition of dots, lines, or special patterns while reducing fluid stringing or tailing tendencies. PTFE-coated versions reduce fluid wicking and dripping, and are compatible with anaerobic fluids.



Standard Bore



Micron Bore

DISPENSING CONSUMABLES

| Color | Gauge | I.D. (inch) | I.D. (mm) | O.D. (inch) | O.D. (mm) | Standard Bore | Micron Bore | PTFE Coated |
|----------|--------|-------------|-----------|-------------|-----------|---------------|-------------|-------------|
| Pink | 18 | 0.041 | 1.039 | 0.049 | 1.24 | 5901001 | - | 5901012 |
| Tan | 19 | 0.034 | 0.859 | 0.042 | 1.059 | 5901002 | - | 5901013 |
| Green | 20 | 0.027 | 0.681 | 0.035 | 0.879 | 5901003 | - | 5901014 |
| Lt. Blue | 21 | 0.024 | 0.610 | 0.032 | 0.810 | 5901004 | - | 5901015 |
| Purple | 23 | 0.022 | 0.564 | 0.025 | 0.635 | 5901005 | - | 5901016 |
| White | 25 | 0.017 | 0.437 | 0.020 | 0.508 | 5901006 | - | - |
| Red | 27 | 0.013 | 0.335 | 0.016 | 0.406 | 5901007 | - | - |
| Black | 30 | 0.009 | 0.234 | 0.012 | 0.305 | 5901008 | - | - |
| Blue | 150 um | 0.006 | 0.16 | 0.010 | 0.24 | - | 5901009 | - |
| Orange | 100 um | 0.004 | 0.11 | 0.008 | 0.20 | - | 5901010 | - |
| Yellow | 50 um | 0.002 | 0.06 | 0.006 | 0.16 | - | 5901011 | - |


QuantX™ Micron Selection Kit

Micron selection kit contains one each of the standard bore nozzle tip sizes for testing and validation purposes.

Item Number

QK-MSK





Stainless Steel Dispense Tips

Stainless steel dispensing tips are available in single or double cannula designs. Each stainless steel tip consists of a precision stainless steel cannula and hub designed to fit standard luer lock connections.

This range of tips can be sterilized by an autoclave process for applications requiring sterile equipment.



Custom lengths and diameters are available upon request.

Single Cannula 1/2" Luer Lock

| Gauge | I.D. (inch) | I.D. (mm) | Length (inch/mm) | 1/2" (13 mm) |
|-------|-------------|-----------|------------------|--------------|
| 13 | 0.071 | 1.80 | 0.5/13 | 813050SS1 |
| 14 | 0.063 | 1.60 | 0.5/13 | 814050SS1 |
| 15 | 0.054 | 1.37 | 0.5/13 | 815050SS1 |
| 16 | 0.047 | 1.20 | 0.5/13 | 816050SS1 |
| 17 | 0.042 | 1.07 | 0.5/13 | 817050SS1 |
| 18 | 0.033 | 0.84 | 0.5/13 | 818050SS1 |
| 19 | 0.027 | 0.69 | 0.5/13 | 819050SS1 |
| 20 | 0.024 | 0.60 | 0.5/13 | 820050SS1 |
| 21 | 0.020 | 0.51 | 0.5/13 | 821050SS1 |
| 22 | 0.016 | 0.41 | 0.5/13 | 822050SS1 |
| 23 | 0.013 | 0.33 | 0.5/13 | 823050SS1 |
| 24 | 0.012 | 0.30 | 0.5/13 | 824050SS1 |
| 25 | 0.010 | 0.25 | 0.5/13 | 825050SS1 |
| 26 | 0.009 | 0.23 | 0.5/13 | 826050SS1 |
| 27 | 0.008 | 0.20 | 0.5/13 | 827050SS1 |
| 28 | 0.007 | 0.18 | 0.5/13 | 828050SS1 |
| 30 | 0.006 | 0.16 | 0.5/13 | 830050SS1 |

Double Cannula 3/4" Luer Lock

| Gauge | I.D. (inch) | I.D. (mm) | Length (inch/mm) | 3/4" (20 mm) |
|-------|-------------|-----------|------------------|--------------|
| 16 | 0.047 | 1.20 | 0.79/20 | 816050SS2 |
| 17 | 0.042 | 1.07 | 0.79/20 | 817050SS2 |
| 18 | 0.033 | 0.84 | 0.79/20 | 818050SS2 |
| 19 | 0.027 | 0.69 | 0.79/20 | 819050SS2 |
| 20 | 0.024 | 0.60 | 0.79/20 | 820050SS2 |
| 21 | 0.020 | 0.51 | 0.79/20 | 821050SS2 |
| 22 | 0.016 | 0.41 | 0.79/20 | 822050SS2 |
| 23 | 0.013 | 0.33 | 0.79/20 | 823050SS2 |
| 24 | 0.012 | 0.30 | 0.79/20 | 824050SS2 |
| 25 | 0.010 | 0.25 | 0.79/20 | 825050SS2 |
| 26 | 0.009 | 0.23 | 0.79/20 | 826050SS2 |
| 27 | 0.008 | 0.20 | 0.79/20 | 827050SS2 |

Stainless Steel Tip Selection Kit

Stainless steel single tip selection kit contains one of each of the sizes below for testing and validation purposes.

13, 14, 15, 18, 20, 21, 22, 23, 25, 26, 27, 30 gauges.

Item Number

QK-SSTK



Large Bore Stainless Steel Dispense Tips (Long Length)

Available in Luer Lock and 1/4" NPT threaded connections, these large bore tips provide increased fluid flow rates or deposits when needed.

The long tube design allows for fluids to be easily dispensed into hard to reach areas which conventional dispense tips cannot reach.

Single Cannula Luer Lock Series

| Gauge | I.D. (inch) | I.D. (mm) | 1.5" (38 mm) | 2.5" (64 mm) | 3.5" (90 mm) |
|-------|-------------|-----------|--------------|--------------|--------------|
| 8 | 0.140 | 3.56 | 808150SS1 | 808250SS1 | 808350SS1 |
| 9 | 0.124 | 3.16 | 809150SS1 | 809250SS1 | 809350SS1 |
| 10 | 0.118 | 3.00 | 810150SS1 | 810250SS1 | 810350SS1 |
| 11 | 0.095 | 2.40 | 811150SS1 | 811250SS1 | 811350SS1 |
| 12 | 0.089 | 2.27 | 812150SS1 | 812250SS1 | 812350SS1 |
| 13 | 0.070 | 1.78 | 813150SS1 | 813250SS1 | 813350SS1 |
| 14 | 0.063 | 1.60 | 814150SS1 | 814250SS1 | 814350SS1 |
| 15 | 0.054 | 1.37 | 815150SS1 | 815250SS1 | 815350SS1 |



Single Cannula 1/4" NPT Series

| Gauge | I.D. (inch) | I.D. (mm) | 1.5" (38 mm) | 2.5" (64 mm) | 3.5" (90 mm) |
|-------|-------------|-----------|--------------|--------------|--------------|
| 7 | 0.143 | 3.64 | 807150T14 | 807250T14 | 807350T14 |
| 8 | 0.140 | 3.56 | 808150T14 | 808250T14 | 808350T14 |
| 9 | 0.124 | 3.16 | 809150T14 | 809250T14 | 809350T14 |
| 10 | 0.118 | 3.00 | 810150T14 | 810250T14 | 810350T14 |
| 11 | 0.095 | 2.40 | 811150T14 | 811250T14 | 811350T14 |
| 12 | 0.089 | 2.27 | 812150T14 | 812250T14 | 812350T14 |
| 13 | 0.070 | 1.78 | 813150T14 | 813250T14 | 813350T14 |
| 14 | 0.063 | 1.60 | 814150T14 | 814250T14 | 814350T14 |
| 15 | 0.054 | 1.37 | 815150T14 | 815250T14 | 815350T14 |



Brush Tips

Brush tips are designed for spreading, brushing, and applying greases, adhesives, and fluid materials. Tips contain either sable or nylon bristles and come in three styles: Type A, Type B, and Economy, depending on application requirements.

Type A




| Gauge | Brush Diameter | Style | Item Number |
|-------|----------------|-------------|-------------|
| 16 | 10 mm | Flat Sable | 5701265 |
| 18 | 10 mm | Flat Sable | 5701266 |
| 22 | 10 mm | Flat Sable | 5701267 |
| 16 | 5 mm | Round Nylon | 5701268 |
| 18 | 5 mm | Round Nylon | 5701269 |
| 22 | 5 mm | Round Nylon | 5701270 |

Type B



| Gauge | Brush Diameter | Style | Item Number |
|-------|----------------|-------------|-------------|
| 21 | 2 mm | Round Nylon | 5702102 |
| 27 | 2 mm | Round Nylon | 5702702 |
| 14 | 5 mm | Round Nylon | 5701405 |
| 21 | 5 mm | Round Nylon | 5702105 |
| 27 | 5 mm | Round Nylon | 5702705 |
| 14 | 10 mm | Flat Nylon | 5701410 |
| 21 | 10 mm | Flat Nylon | 5702110 |
| 27 | 10 mm | Flat Nylon | 5702710 |

Economy



| Gauge | Brush Diameter | Style | Item Number |
|-------|----------------|-------------------|-------------|
| 15 | 3 mm | Round Soft Nylon | 5701309 |
| 15 | 3 mm | Round Stiff Nylon | 5701310 |

Brush Tip Selection Kit

Brush tip selection kits are available in two different options for testing and validation purposes. QK-BTK-A contains one of each Type A style brush tips. QK-BTK-B contains 1 of each Type B style brush tips.

| Type | Item Number |
|------|-------------|
| A | QK-BTK-A |
| B | QK-BTK-B |



Dipit™ Bottles

Dipit™ Touch-Pump bottles provide a clean method of delivery by conveniently presenting a small reservoir of solvent, cleaner, or alcohol.

Fluid-ready for dipping a brush or wipe for assembly, production, or laboratory purposes.

Ideal for PCB soldering operations and clean rooms. Prevents wasteful evaporation and contamination. Stainless steel lid and pump components.



| Item Number | Description |
|-------------|------------------------|
| 5606026 | 4 oz Touch-Pump Bottle |
| 5606027 | 8 oz Touch-Pump Bottle |

Dipit™ Brushes

| Item Number | Description |
|-------------|--|
| 5701272 | Dipit™ Brush Delrin 1/4" Nylon Soft |
| 5701273 | Dipit™ Brush Zinc/Steel 3/8" Bristle |
| 5701274 | Dipit™ Brush Dual Head 3/16" - 1/4" Hard |



Flow-Seal Pens & Bottles

Flow-seal pens and bottles are designed to channel controlled amounts of no-clean flux, solvents, lubricants, masking, water-based liquids, and more.

Flow-seal products prevent evaporation of material and conform to current regulations for controlling substances capable of evaporation hazards.

**All pens and bottles come supplied with chisel nib 381-8425-AC.*



DISPENSING CONSUMABLES

Features

- Priming is achieved by depressing the tip while the pen is vertical
- A unique dispensing valve prevents flooding and soaking by releasing material in controlled amounts
- Cap valve allows for easy removal of tips when cleaning or replacing
- Flow-seal pens are cost efficient as product is only delivered when required

| Item Number | Description | Size | Material |
|-------------|--------------------------------|--------------------|-----------------|
| FV-0100 | Flow-Seal Pen | 0.34 oz/ 10 ml | HDPE (Clear) |
| FV-0200 | Flow-Seal Pen (ESD Safe) | 0.34 oz/ 10 ml | Aluminum |
| FV-0300 | Flow-Seal Bottle | 2 oz/ 59.14 ml | HDPE (Clear) |
| FV-0400 | Flow-Seal Bottle (ESD Safe) | 2 oz/ 59.14 ml | Aluminum |
| FV-0500 | Flow-Seal Bottle | 4 oz/ 118.21 ml | HDPE (Clear) |
| FV-0600 | Flow-Seal Jumbo Pen | 1.35 oz/ 40 ml | HDPE (Black) |

| Item Number | Description | Material |
|-------------|-----------------------------|-----------|
| 381-8425-AC | Chisel Nib | Acrylic |
| 381-8425-AB | Bullet Nib | Acrylic |
| 381-8425-AP | Pointed Nib | Acrylic |
| 381-8425-PC | Chisel Nib | Polyester |
| 381-8425-PB | Bullet Nib | Polyester |
| 381-600-PB | Blunt Tip (FV-0600 only) | Polyester |

QuantX™ Nib Tip Sample Kit

The QK-NTK sample kit includes eight flow-seal nib tips including acrylic chisel, acrylic bullet, acrylic point, and polyester chisel.

| Item Number | Description |
|-------------|--------------------|
| QK-NTK | Nib Tip Sample Kit |



Cartridges

High-quality, disposable cartridges provide a clean and efficient method to meet all types of production requirements. For use in a wide range of applications including pre-mixed and frozen materials, as well as prepackaged products.

Available in a variety of different sizes and capacities. Can be used with manual, handheld, or pneumatic air-powered equipment.

All cartridges are molded in either low or high-density polyethylene. Black cartridges are designed for use with UV and light curing fluids.



| Item Number | Description | I.D. Diameter (inch/mm) | Overall Length (inch/mm) | Capacity (oz/ml) |
|--------------|--------------|-------------------------|--------------------------|------------------|
| EA25C-LD | Natural LDPE | 1.59/40.40 | 4.00/101.60 | 2.5/74 |
| EA60C-LD | Natural LDPE | 1.59/40.40 | 7.11/180.60 | 6/177 |
| EA80C-LD | Natural LDPE | 1.59/40.40 | 8.92/226.60 | 8/237 |
| EA120C-LD | Natural LDPE | 1.59/40.40 | 12.34/313.40 | 12/355 |
| EA110C-LD | Natural LDPE | 1.85/47.00 | 8.99/228.30 | 12.8/310 |
| EA25C-HD | Natural HDPE | 1.59/40.40 | 4.00/101.60 | 2.5/74 |
| EA60C-HD | Natural HDPE | 1.59/40.40 | 7.11/180.60 | 6/177 |
| EA80C-HD | Natural HDPE | 1.59/40.40 | 8.92/226.50 | 8/237 |
| EA120C-HD | Natural HDPE | 1.59/40.40 | 12.34/313.40 | 12/355 |
| EA110C-HD | Natural HDPE | 1.85/47.00 | 8.99/228.30 | 12.8/310 |
| EA200C-HD | Natural HDPE | 2.57/65.30 | 10.03/254.80 | 20/591 |
| EA25C-HD-BK | Black HDPE | 1.59/40.40 | 4.00/101.60 | 2.5/74 |
| EA60C-HD-BK | Black HDPE | 1.59/40.40 | 7.11/180.60 | 6/177 |
| EA80C-HD-BK | Black HDPE | 1.59/40.40 | 8.92/226.50 | 8/237 |
| EA120C-HD-BK | Black HDPE | 1.56/40.40 | 12.34/313.40 | 12/355 |
| EA110C-HD-BK | Black HDPE | 1.85/47.00 | 8.99/228.30 | 12.8/310 |
| EA200C-HD-BK | Black HDPE | 2.57/65.30 | 10.03/254.80 | 20/590 |


Dispensing Nozzles

Dispensing nozzles are precision molded from polyethylene and have 1/4" NPT male threads to fit cartridges, valves, and other compatible equipment.



Standard Nozzles

Standard nozzles are designed to be used in applications requiring basic dispensing of beads and dots.



| Item Number | Length (inch) | Diameter (inch) | Material |
|-------------|---------------|-----------------|----------|
| EA2160-HD | 2 | 1/16 | HDPE |
| EA2180-LD | 2 | 1/8 | LDPE |
| EA2180-HD | 2 | 1/8 | HDPE |
| EA4160-HD | 4 | 1/16 | HDPE |
| EA4160-LD | 4 | 1/16 | LDPE |
| EA4180-LD | 4 | 1/8 | LDPE |
| EA4320-HD | 4 | 1/32 | HDPE |
| EA4320-LD | 4 | 1/32 | LDPE |
| EA4900-LD | 4 | 3/32 | LDPE |
| EA6160-LD | 6 | 1/16 | LDPE |
| EA6180-LD | 6 | 1/8 | LDPE |

Specialty Nozzles

Specialty nozzles are designed in a variety of styles for custom applications that require spreading, brushing, step filling, and more.



| Item Number | Length (inch) | Dimension (inch) | Material | Nozzle Style |
|-------------|---------------|------------------|----------|-------------------|
| EA1050 | 4 | 1/2 x 1/16 | HDPE | Spreader |
| EA1050-45 | 4 | 1/2 x 1/16 | HDPE | 45° Spreader |
| EA1075 | 4.5 | 3/4 x 1/8 | HDPE | Spreader |
| EA1100 | 4.5 | 1 x 1/8 | HDPE | Spreader |
| EA1175 | 4 | 1 3/4 x 1/8 | HDPE | Spreader |
| EA3106 | 4 | 3/8 x 1/8 | HDPE | Fillet Right Step |
| EA3206 | 4 | 3/8 x 1/8 | HDPE | Fillet Left Step |

Cartridge Plungers

The use of plungers ensures even pressure is applied on the fluid, while also preventing tunnelling of air to achieve controlled and repeatable dispense results. The plungers' wipe clean design maximizes fluid usage from within the cartridge. Plungers are available in low or high-density polyethylene and come in a variety of sizes to fit compatible cartridges.

| Item Number | Color | Description |
|---------------|---------|---|
| EA1WP-LD-NT | Natural | 2.5, 6, 8, 12 oz - Wiper LDPE |
| EA1WP-LD-BL | Blue | 2.5, 6, 8, 12 oz - Wiper LDPE |
| EA1WP-LD-BK | Black | 2.5, 6, 8, 12 oz - UV Blocking Wiper LDPE |
| EA110WP-LD-NT | Natural | 1/10th gallon - Wiper LDPE |
| EA200WP-LD-NT | Natural | 20 oz - Wiper LDPE |
| EA200WP-HD-NT | Natural | 20 oz - Wiper HDPE |



Cartridge Caps

End and tip caps are designed to seal out air for proper storage and handling purposes. Available in snap on, push on, and threaded styles.

| Item Number | Description |
|-------------|---------------------------------|
| EA2C | 2.5, 6, 8, 12 oz - End Cap LDPE |
| EA110CP | 1/10th gallon - End Cap LDPE |
| EA6C | 20 oz - End Cap LDPE |
| EA3P | Threaded Tri-Seal Cap PE |
| EA4P | Threaded Tip Cap PE |
| EA5P | Snap On Tri-Seal Tip Cap PE |
| EA9X | Snap On Tip Cap PE |



Cartridge Tip Adapters

Allows for the use of QuantX™ dispense tips with luer lock hubs. 1/4" NPT tip adapters for use with cartridges and valves fitted with 1/4" NPT female threads.

| Item Number | Description |
|-------------|-----------------------------------|
| 5801420 | Tip Adapter - Metal |
| 5801449 | Tip Adapter - Black Polypropylene |
| 5801450 | Tip Adapter - White Polypropylene |



Cartridge Retainers & Caps

Heavy duty, light-weight aluminum and nylon retainers can withstand up to 100 psi (6.9 bar) pressure. Cartridge retainers accommodate all corresponding cartridge sizes. *Retainer caps sold separately.*

| Item Number | Description |
|-------------|---|
| 918-030-000 | 74 ml/2.5 oz Cartridge Retainer |
| 918-031-000 | 177 ml/6 oz Cartridge Retainer |
| 918-034-000 | 237 ml/8 oz Cartridge Retainer |
| 918-032-000 | 355 ml/12 oz Cartridge Retainer |
| 5601376 | Retainer Cap with Sealing Ring/Fittings |
| 5601377 | Retainer Cap with Regulator Gauge |
| 5601378 | Seal for Retainer Cap |
| 5601357 | Connecting Hose (5 ft) |

| Item Number | Description |
|--------------|-----------------------------------|
| 5801379 | 2.5 oz Cartridge Retainer Body |
| 5801380 | 6 oz Cartridge Retainer Body |
| 5801381 | 8 oz Cartridge Retainer Body |
| 5801382 | 12 oz Cartridge Retainer Body |
| 5801376-SEAL | Seal for Retainer Cap |
| 5801376 | Retainer Screw Cap with Fittings |
| 5801377 | Retainer Cap with Regulator Gauge |
| 5601357 | Connecting Hose (5 ft) |

Cartridge Retainer Stands

| Item Number | Description |
|-------------|---|
| 560535 | 2.5, 6, 8, 12 oz Metal Retainer Cartridge Stand |
| 560535-NU | 2.5, 6, 8, 12 oz Nylon Retainer Cartridge Stand |

Metal Cartridge Retainers



Nylon Cartridge Retainers



1/10th Gallon Plastic Retainer & Cap

The 580091H-A is an economical retainer designed to dispense from standard caulking cartridges. Dispensing can be delivered with fine gauge luer lock tips or with larger nozzles. Dispensing pressure should not exceed 65 psi (4.48 bar).

| Item Number | Description |
|-------------|--|
| 580091H-A | Plastic Cartridge Retainer Assembly (Retainer, Cap, Seals, and Hose) |
| 580091H-CF | 1/10th gallon Cap with Fittings |
| 5601357 | Connecting Hose (5 ft) |
| 560655 | Rubber Seal |
| 562027 | Plastic Spacer |



Nylon Cartridge Retainer Assemblies

Durable, nylon molded, screw cap retainers are lightweight and can withstand up to 100 psi (6.9 bar) pressure. Cartridge retainers accommodate 2.5, 6, 8, and 12 oz cartridges. Compatible with Techcon, Semco, and EFD-style cartridge systems. Retainer, cap, and hose complete with each kit.

| Item Number | Description |
|-------------|--|
| 5801379-KIT | 2.5 oz Cartridge Retainer Assembly with Hose |
| 5801380-KIT | 6 oz Cartridge Retainer Assembly with Hose |
| 5801381-KIT | 8 oz Cartridge Retainer Assembly with Hose |
| 5801382-KIT | 12 oz Cartridge Retainer Assembly with Hose |
| 5801376 | Retainer Screw Cap with Fittings |
| 5601357 | Connecting Hose (5 ft) |



Cartridge Retainer Stands

| Item Number | Description |
|-------------|---|
| 560535-NU | 2.5, 6, 8, 12 oz Nylon Retainer Cartridge Stand |



CR300 1/10th Gallon Cartridge Retainer

The CR300 was developed with a new seal design, for greater seal performance and durability by sealing directly onto the inside of the inserted cartridge.

Fully compatible with 1/10th gallon plastic and metal caulking type cartridges (300/310 ml). This high-grade anodized alloy retainer and cap ensures a safe, comfortable dispensing pressure of up to 100 psi (6.9 bar).

With high performance and unique versatility, this retainer can be used as a pressurized fluid reservoir system in conjunction with a Fisnar dispense valve.

Hose included standard with CR300.

Features

- Supplied with a universal air-inlet for effortless system installation and integration
- Designed for long lasting use
- Quick and easy screw on cap can be attached directly to a Fisnar air-powered dispenser
- Optimized tube design reduces cartridge expansion while decreasing risk of air ingress into the fluid
- Works efficiently with 1/10th gallon cartridge adapter nuts to convert the male thread on a standard caulking type cartridge to a conventional female 1/4" NPT thread



*560549U stand sold separately.

| Item Number | Description |
|-------------|--|
| CR300 | Cartridge Retainer Assembly (Retainer, Cap, Seals, and Hose) |
| CR300-SEAL | Retainer Cap Sealing Ring |
| 560549U | Cartridge Retainer Stand |
| 562146 | Quick Connect Hose (6 ft) |

Cartridge Adapter Nuts

Used for converting male thread on a 310 ml (1/10th gallon) cartridge to a 1/4" NPT female thread. 1/4" NPT nozzles, tip adapters, or fittings can be connected to allow material dispensing directly from the cartridge.

| Item Number | Description |
|-------------|--|
| 561129-SS | Cartridge Adapter 1/4" NPT x 5/8"-11 UNC 316 Stainless Steel |
| 561129 | Cartridge Adapter 1/4" NPT x 5/8"-11 UNC White Acetal |
| 562317 | Cartridge Adapter 1/4" NPT x 13/16-14 UNC Black Acetal |
| 560546 | Cartridge Adapter 1/4" NPT Female Polyethylene |

Accessories (Sold Separately)

| Item Number | Description |
|-------------|---------------------------|
| 560549U | Cartridge Retainer Stand |
| 562146 | Quick Connect Hose (6 ft) |



CR570 20 oz Cartridge Retainer

The CR570 Cartridge Retainer has been designed for use with Techcon, Semco, and EFD 20 oz plastic cartridges. The new seal design delivers greater performance and durability by sealing directly onto the inside of the inserted cartridge.

The high grade anodized aluminium retainer and cap provide a safe dispensing pressure of up to 100 psi (6.9 bar). The high performance heavy duty design also makes this system ideal for use in industrial environments and ensures long lasting use.

Hose included standard with CR570.

Features

- Compatible for use with Techcon, Semco, and EFD 20 oz cartridges
- Machined slots in retainer body allow for the fluid level inside the inserted cartridge to be easily monitored
- Optimized tube design reduces cartridge expansion while decreasing the risk of air ingress into the fluid
- Quick connect air-inlet connector allows for the safe removal of compressed air from the retainer when replacing the cartridge
- Can be attached directly to a Fisnar dispense controller or used as a valve fluid feed system/reservoir



**560534U stand sold separately.*

| Item Number | Description |
|-------------|---|
| CR570 | Cartridge Retainer Assembly (Retainer, Caps, Seals, and Hose) |
| CR570-SEAL | Retainer Cap Sealing Ring |
| 562146 | Quick Connect Hose |

Accessories (Sold Separately)

| Item Number | Description |
|-------------|--------------------------------|
| 560534U | 20 oz Cartridge Retainer Stand |

Manual & Pneumatic Cartridge Dispensers

A range of manual and pneumatic dispensers for use with most standard and prefilled cartridges.

- FMG-25, FLG-25, FPG-25, FMG-60, FLG-60, FPG-60, FMG-80, FLG-80, FPG-80, FMG-120, FLG-120, and FPG-120 dispenser kits are compatible with Techcon, Semco, and EFD-style 2.5, 6, 8, and 12 oz cartridge systems
- FMG-25T, FMG-60T, FMG-80T, and FMG-120T dispenser kits are compatible with Techcon style 2.5, 6, 8, and 12 oz cartridge systems
- FPG-300 dispenser kit is compatible with all standard plastic 1/10th gallon (300 ml) caulking-style cartridge systems



Manual Dispensers - Nylon Retainer

| Item Number | Description |
|-------------|-----------------------------|
| FMG-25 | 2.5 oz Manual Dispenser Kit |
| FMG-60 | 6 oz Manual Dispenser Kit |
| FMG-80 | 8 oz Manual Dispenser Kit |
| FMG-120 | 12 oz Manual Dispenser Kit |



Manual Dispensers - Metal Retainer

| Item Number | Description |
|-------------|-----------------------------|
| FMG-25T | 2.5 oz Manual Dispenser Kit |
| FMG-60T | 6 oz Manual Dispenser Kit |
| FMG-80T | 8 oz Manual Dispenser Kit |
| FMG-120T | 12 oz Manual Dispenser Kit |



Lever Actuated Dispensers - Nylon Retainer

| Item Number | Description |
|-------------|-------------------------------------|
| FLG-25 | 2.5 oz Lever Actuated Dispenser Kit |
| FLG-60 | 6 oz Lever Actuated Dispenser Kit |
| FLG-80 | 8 oz Lever Actuated Dispenser Kit |
| FLG-120 | 12 oz Lever Actuated Dispenser Kit |



Pistol Grip Dispensers - Nylon Retainer

| Item Number | Description |
|-------------|---|
| FPG-25 | 2.5 oz Lever Actuated Dispenser Kit |
| FPG-60 | 6 oz Lever Actuated Dispenser Kit |
| FPG-80 | 8 oz Lever Actuated Dispenser Kit |
| FPG-120 | 12 oz Lever Actuated Dispenser Kit |
| FPG-300 | 300 ml Pistol Grip Dispenser Kit (Metal Retainer) |



Manual Barrel Loaders

The 560548U Series of manual barrel loaders will fill a barrel directly from a 6 oz, 12 oz, 20 oz, or 300 ml cartridge.

Barrel loaders are connected to an air regulator and set to a pressure suitable for the material not exceeding 65 psi (4.48 bar). A manual switch on the base actuates the air supply and pressurizes the cartridge to fill the syringe barrel.

The barrel fillers' internal air relief valve allows for decompression when the trigger is released. The system can be used for timed filling when connected to a Fisnar automatic controller.



DISPENSING CONSUMABLES

| Item Number | Description |
|-------------|----------------------------|
| 560548U-6N | 6 oz Nylon Barrel Loader |
| 560548U-12N | 12 oz Nylon Barrel Loader |
| 560548U-300 | 300 ml Metal Barrel Loader |
| 560548U-570 | 20 oz Metal Barrel Loader |


Replacement Parts

| Item Number | Description |
|-------------|--|
| 561105 | 1/4" NPT Elbow |
| 5801451 | Syringe Filling Adapter |
| 560710 | Luer Lock Cap |
| 560546 | 1/4" NPT Polyethylene Female Cartridge Adapter |
| 561129 | 1/4" NPT x 5/8-11 UNC White Acetal Cartridge Adapter |
| 562317 | 1/4" NPT x 13/16-14 UNC Black Acetal Cartridge Adapter |

Syringe barrel and piston sold separately.

FISNAR
The Art of Dispensing





Liquid Dispensers



SL101N Standard Dispenser

An automatic digital dispenser with a bright LCD display and “teach and learn” process programming feature. Up to 9 independent dispensing programs may be stored for fast recall.

Modes:

Manual Mode: The dispense operation is manually controlled by a foot pedal.

Timed Mode: Dispenses at a pre-set time.

Auto Cycling Mode: Combines a dispense time and pause time and will continue to repeat the cycle until foot pedal is actuated.



Push-to-connect style fitting standard on SL101N controller.

DISPENSERS

Features

- Digital timer for precise and repeatable dispense control
- Durable aluminum housing designed for industrial work environments
- Vacuum suck-back control to prevent fluid dripping from dispense tip
- 9 programmable memory storage locations



| Item Number | Description |
|-------------|---|
| 560021U | Syringe Barrel Stand <i>Stand sold separately.</i> |

| Item Number | Description |
|-------------|----------------------------|
| SL101N | Standard Digital Dispenser |

Specifications

| | |
|---------------------------|--|
| Dispense Time | 0.01 - 9999s |
| Cycle | Manual, Timed, Cycle |
| Internal Memory | 9 save locations |
| Air Input | 70 - 100 psi |
| Air Output | 1 - 100 psi |
| Voltage | 100 - 240 VAC, 50/60 Hz |
| Dimensions (WxDxH) | 219.2 x 215.9 x 66.8 mm (8.63 x 8.50 x 2.63") |
| Weight | 1.59 kg (3.5 lb) |
| Standards | RoHS |

DC50 General Purpose Dispenser

A general purpose, easy to use digital dispenser with a bright 4-digit LED display. The simple, user friendly programming enables a dispense cycle to be quickly created and automatically displayed.

Modes:

Manual Mode: The dispense operation is manually controlled by a foot pedal.

Timed Mode: Dispenses at a pre-set time for controlled, repeatable shot sizes.



Push-to-connect style fitting standard on DC50 controller.

Features

- 1 programmable memory slot
- 0-100 psi pressure regulator gauge
- 2 dispense modes (manual & timed)
- Worldwide compatible power supply
- 4 digit LED display (0 to 9999s)
- Durable aluminum housing designed for industrial work environments
- Simple, compact & easy to use design



| Item Number | Description |
|-------------|-------------|
|-------------|-------------|

| | |
|---------|---|
| 560021U | Syringe Barrel Stand <i>Stand sold separately.</i> |
|---------|---|

| Item Number | Description |
|-------------|-----------------------------------|
| DC50 | General Purpose Digital Dispenser |

Specifications

| | |
|------------------------------------|--|
| Input AC to Power Supply | 100 - 240 VAC, 50/60 Hz |
| Output DC from Power Supply | 24 VDC - 1 Amp |
| Cycle Rate | Up to 600 cycles/min |
| Relative Humidity | 20 - 90% (No Condensation) |
| Operating Temperature | 50 - 104 °F (10 - 40 °C) |
| Timer | 0.008 - 99.99s |
| Air Input | 100 psi (7 bar) max |
| Air Output | 1 - 100 psi (0.07 - 7 bar) |
| Dimensions (WxDxH) | 192 x 128 x 76 mm (7.56 x 5.04 x 3.00") |
| Weight | 0.97 kg (2.14 lb) |
| Standards | CE Approved, RoHS Compliant |

DC100 High Precision Dispenser

A versatile, high precision dispenser designed to suit a wide variety of dispensing applications: from microdot deposits and lines, to large potting and filling. Integral and intelligent dispense software allows the user more control over dispensing applications.

Programmable alarms can be set to notify the user when material life has ended or fluctuations in dispensing pressure have occurred. The user-friendly programming allows for up to 10 saved programs and 5 different dispense modes.

Features

- 10 programmable memory slots
- Air input alarm can be set for monitoring consistent air input pressure, 5 dispense modes (purge, teach, timed, time+, Int.)
- Worldwide compatible power supply
- Multilingual display
- Digital display (time, pressure, vacuum)
- Dispense cycle counter
- Programmable alarms
- Internal pressure and vacuum calibration function
- Selectable pressure and vacuum measurement units



Item Number

Description

560021U

Syringe Barrel Stand

Stand sold separately.



Push-to-connect style fitting standard on DC100 controller.

Item Number

Description

DC100

High Precision Digital Dispenser

Specifications

| | |
|------------------------------------|---|
| Cycle Rate | 600+ cycles/min |
| Dispense Time | 0.008 - 9999s |
| Programs | 10 Memory Slots |
| Input AC to Power Supply | 100 - 240 VAC, 50/60 Hz |
| Output DC from Power Supply | 24 VDC - 0.75 Amp |
| Air Input | 70 - 100 psi (7 bar) max |
| Air Output | 1 - 100 psi (0.07 - 7 bar) |
| Operating Temperature | 50 - 104 °F (10 - 40 °C) |
| Relative Humidity | 20 - 90% (No Condensation) |
| Dimensions (WxDxH) | 191.3 x 179.1 x 71.9 mm (7.53 x 7.05 x 2.83") |
| Weight | 0.92 kg (2 lb) |
| Standards | CE Approved, RoHS Compliant |

Pistol Grip Switch Assemblies

The pistol grip electronic switch assembly is designed to hold a metal cartridge retainer or 790HP valve. Allows better dispense control while reducing operator fatigue. Comes in two 3-pin configurations depending on controller connection point in back of unit.

Cartridge Pistol Grip Assembly

| Item Number | Description |
|-------------|-------------------------------|
| 560598 | For use with SL101N |
| 560598DC | For use with DC50/DC100/DC200 |



790HP Valve Pistol Grip Assembly

| Item Number | Description |
|-------------|-------------------------------|
| 560565 | For use with SL101N |
| 560565DC | For use with DC50/DC100/DC200 |



Metal retainer and 790HP valve sold separately.

Finger Switches

Designed for use in situations where it is not convenient to use a foot pedal or for operators who prefer finger switches when actuating the dispense controller. These finger switches are easily adjustable and can be fitted to a wide range of cartridges, retainers, and barrels.

Cartridge Retainer Switches

| Item Number | Description |
|-------------|-------------------------------|
| FS-501V | For use with SL101N |
| FS-501VDC | For use with DC50/DC100/DC200 |



Barrel Switches

| Item Number | Description |
|-------------|-------------------------------|
| 560023-LF | For use with SL101N |
| 560023-LFDC | For use with DC50/DC100/DC200 |



Metal retainer, syringe barrel, and receiver head sold separately.

PPD-130 Peristaltic Pump Dispenser

Peristaltic pump dispensers transfer low-viscosity liquids by pressure displacement applied to a turning rotor against a tube-carrying fluid.

The PPD-130 offers excellent features for air-free positive displacement dispensing of materials, such as cyanoacrylates, solvents, acids, and other low-viscosity fluids.

Dispense outputs can be timed from 0.01 to 99.99 seconds with flow speeds from 0.01 to 6 ml/min using PTFE tubing. The pump is bidirectional allowing snuff-back after discharge to prevent dripping.



DISPENSERS

Features

- Forward and reverse motion
- Adjustable interval before reverse direction
- Continuous or timed modes
- Output signal to indicate end of cycle
- Large segment digital LED display
- Air-free dispensing
- Instant reverse for snuff-back of liquid flow

Item Number

PPD-130

Description

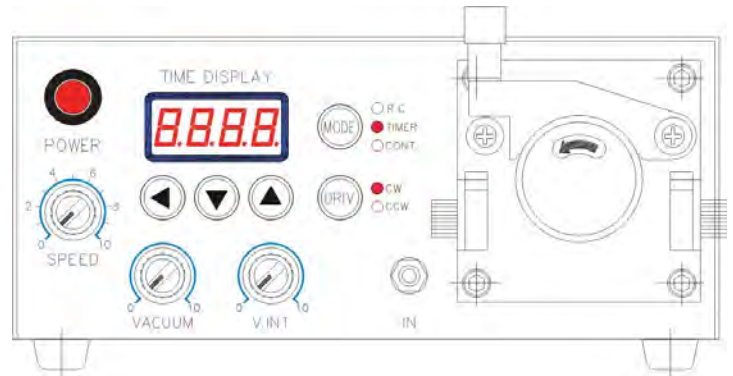
Peristaltic Pump Dispenser

Specifications

| | |
|---------------------------|--|
| Cycle Rate | 0.01 - 99.99s |
| Flow Speed | 0.01 - 6 ml/min |
| Rotor Speed | Up to 120rpm |
| Dispense Pressure | Over 105 kg/cm ² |
| I/O | Connection for Remote Operation |
| Input Voltage | 110 - 240 VAC, 50/60 Hz |
| Dimensions (WxDxH) | 182.4 x 81.3 x 170.9 mm (7.18 x 3.20 x 6.73") |
| Weight | 2.99 kg (6.6 lb) |
| Standards | CE Approved, RoHS Compliant |

PPD-130 Accessories

The PPD-130 comes with a range of accessories, tubing, and nozzles. Optional pump heads and foot pedal available for advanced application requirements. Comes supplied with standard pump head 562030-T.



Included Accessories

| Item Number | Description | Item Number | Description |
|-------------|-----------------------------|--------------|-------------------------------|
| 560989-D | Nozzle Holder (with switch) | 560984P-10FT | 10 ft (304.8 mm) 1.0 x 1.6 mm |
| 561010-D | Nozzle 1.7 mm diameter | 560985P-10FT | 10 ft (304.8 mm) 1.4 x 2.0 mm |
| 561011-D | Nozzle 2.1 mm diameter | 560995P-10FT | 10 ft (304.8 mm) 1.9 x 2.5 mm |
| 561012-D | Nozzle 2.6 mm diameter | 560996A-10FT | 10 ft (304.8 mm) 2.4 x 3.0 mm |
| 561013-D | Nozzle 3.5 mm diameter | 562031-D | 9-pin connector |

Sold Separately

| Item Number | Description |
|-------------|-----------------------|
| 562032-D | Foot Pedal (optional) |

Tubing, Nozzles & Optional Pump Heads

Standard Pump Head

| Item Number | Clear Tubing | Black Tubing | I.D. x O.D. (mm) | Suitable Nozzle Type | Nozzle Dimensions |
|-------------|--------------|---------------|------------------|----------------------|-------------------|
| 562030-T | 560984P-10FT | 560984BA-10FT | 1.0 x 1.6 | 561010-D | 1.7 mm |
| 562030-T | 560985P-10FT | 560985BA-10FT | 1.4 x 2.0 | 561011-D | 2.1 mm |
| 562030-T | 560995P-10FT | 560995BA-10FT | 1.9 x 2.5 | 561012-D | 2.6 mm |
| 562030-T | 560996A-10FT | 560996BA-10FT | 2.4 x 3.0 | 561013-D | 3.5 mm |

Optional Pump Head

| Item Number | Clear Tubing | Black Tubing | I.D. x O.D. (mm) | Suitable Nozzle Type | Nozzle Dimensions |
|-------------|--------------|---------------|------------------|----------------------|-------------------|
| 562030-M | 560997P-10FT | 560997BA-10FT | 0.25 x 0.75 | - | - |
| 562030-S | 560998A-10FT | 560998BA-10FT | 0.50 x 1.00 | 561008-D | 0.9 mm |
| 562030-S | 560999A-10FT | 560999BA-10FT | 0.60 x 1.00 | - | - |

ATD200C Autotube Dispense Kit

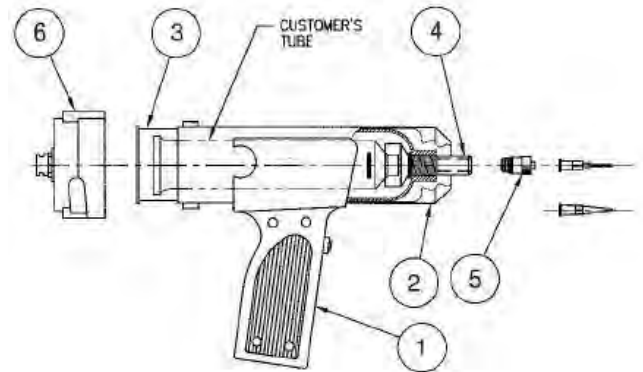
The autotube system was designed to dispense liquids, pastes, greases, silicones, and similar materials directly from the manufacturer's collapsible metal tubes (max size 1.5" diameter x 7.25" length).

Dispensing is controlled by either a foot valve or timed dispenser for a controlled shot.

The autotube assembly can be handheld, utilized with pistol grip handle, or mounted on a stand.



For small and large metal squeeze tubes.



Features

- Eliminates waste
- Improves operator safety
- Prevents tube damage
- Clean and easy dispense method
- Reduces risk of contamination

DISPENSERS



Controller and squeeze tubes sold separately.

Pistol Grip Handles (sold separately)

560598DC

Use with DC-style Controllers



560598

Use with non-DC-style Controllers



ATD200C

| Item Number | Description | Reference ID |
|--------------|-------------------------|--------------|
| 5601357 | Connecting Hose (5 ft) | - |
| 560517A | 8 oz Cartridge | 3 |
| 918-034-000 | 8 oz Cartridge Retainer | 2 |
| 5601376 | Retainer Cap | 6 |
| A-10001-OT | Luer Lock Tip Adapter | 5 |
| 880001-A | Adapter M13x1 | 4 |
| 880001-B | Adapter M14x2 | 4 |
| 880001-C | Adapter M12x1.75 | 4 |
| 880001-D | Adapter M18x1.25 | 4 |
| 880001-BLANK | No Thread Adapter | 4 |
| QK-NSK | Needle Selection Kit | - |

TD101 Pneumatic Tube Dispenser

The TD101 dispenser is engineered to specifically address the waste and discomfort that result from dispensing materials in collapsible tubes. Its comfortable, balanced design protects the tube from damage and the operator from material contact.



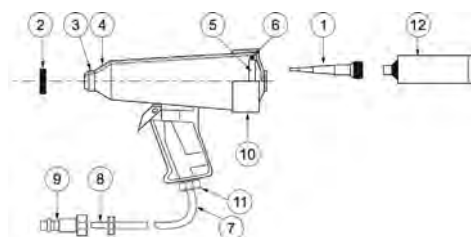
| Item Number | Description |
|-------------|-------------|
|-------------|-------------|

| | |
|-------|--------------------------|
| TD101 | Pneumatic Tube Dispenser |
|-------|--------------------------|

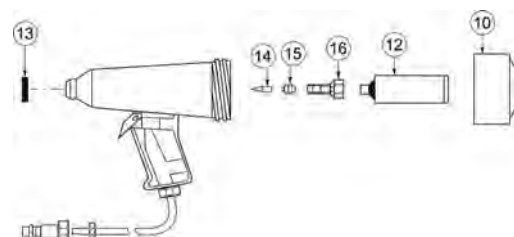
Features

- Eliminates waste when dispensing from tubes
- Avoids material contamination
- Improves operator safety
- Prevents tube damage

Dispensing Configurations:



Using the Supplied Nozzle



Using with Luer Lock Tips


| Item Number | Description | Reference ID |
|-------------|---------------------|--------------|
| 910-TN | Nozzle | 1 |
| 560699 | Nozzle Nut | 2 |
| 560698 | O-Ring | 3 |
| 560697 | Lock Ring | 4 |
| 560696 | Retaining Ring | 5 |
| 560695 | Seal | 6 |
| 560702 | Cap Only | 10 |
| - | Tube (not included) | 12 |

| Item Number | Description | Reference ID |
|--------------|----------------------|--------------|
| 560707 | Adapter Nut | 13 |
| 880001-A | Adapter M13 x 1 | 16 |
| 880001-B | Adapter M14 x 2 | 16 |
| 880001-C | Adapter M12 x 1.75 | 16 |
| 880001-D | Adapter M18 x 1.25 | 16 |
| 880001-BLANK | No Thread Adapter | 16 |
| QK-NSK | Needle Selection Kit | Not Shown |
| A-10001-OT | Luer Lock Adapter | 5 |
| 560702 | Cap Only | 10 |
| - | Tube (not included) | 12 |

Specifications

| | |
|--------------------------|--|
| Maximum Tube Size | 7.38" |
| Cycle | Manual (trigger actuated) |
| Start Pressure | Recommended 20 psi (1.38 bar) |
| Maximum Pressure | 50 psi (3.45 bar) |
| Size | 190.5 x 76.2 x 171.5 mm (7.5 x 3 x 6.75") |
| Weight | 272 g (0.6 lb) without tube |

DISPENSERS



DTD50 50 ml Dispenser

The DTD50 is a pneumatically controlled dispense tool for precisely dispensing two component materials packaged into 50 ml dual cartridges.

With its simple design and operation, accurate and repeatable fluid deposits are quickly and easily created when connected to a dispense controller.



DC100 controller, cartridge, and mix nozzle sold separately.

| Item Number | Description |
|-------------|---------------------------------------|
| DTD50 | 50 ml Dispenser Square Back |
| DTD50-RB | 50 ml Dispenser Round Back (S-Flange) |



DTD50 for use with square back cartridges



DTD50-RB for use with round back cartridges

Features

- Lightweight and durable design
- Use as a handheld device or mounted on a stand or robot for hands-free dispensing
- Suitable for all ratio sizes including: 1:1, 2:1, 4:1, and 10:1

Specifications

| | |
|-------------------|------------------------------|
| Air Input | 1 - 100 psi (6.9 bar) |
| Dimensions | 139.7 x 58.4 mm (5.5 x 2.3") |
| Weight | 280 g (0.6 lb) |
| Material | Aluminum and Acetal |

Dispensing Configurations:

Finger Switch Actuated
(FS-501V or FS-501VDC)



Pistol Grip Hand Assembly
(560565 or 560565DC)



Stand Mounted Assembly
(562043U)



Robot Mounted Assembly
(5601800U)



All items shown sold separately.

Dual Cartridge Dispense System

The dual cartridge dispense system (DCD) is an excellent, cost-effective solution for low-volume mixing and dispensing of two component materials supplied in dual cartridges. The fully portable bench-mounted system is simple to set up and program for accurate two-component dispensing.

DCD systems include a pneumatically actuated piston dispenser which applies pressure to accurately dispense materials contained in a dual cartridge.

Models

| Item Number | Description |
|-------------|-------------------------|
| DP50-1 | 50 ml Cartridge System |
| DP200-1 | 200 ml Cartridge System |
| DP400-1 | 400 ml Cartridge System |



Optional controller sold separately for timer controlled dispensing.

DISPENSERS

Features

- Mounted on a robust bench support to allow for height and angle adjustment when dispensing
- Includes 710PT-U pinch valve for increased accuracy and drip-free dispensing of low viscosity materials
- Supplied foot pedal allows for hands-free operation

Specifications

| | |
|------------------------------------|------------------|
| Air Input | 70 - 100 psi |
| Air Output | 1 - 100 psi |
| Pressure Adjustments | Variable |
| Pneumatic Connections | 1/4" |
| Weight (without foot pedal) | 14.5 kg (32 lb) |
| Foot Pedal Weight | 1.8 kg (4 lb) |
| DP50-1 Weight | 0.7 kg (1.45 lb) |
| DP200-1 Weight | 1.6 kg (3.52 lb) |
| DP400-1 Weight | 2.2 kg (4.85 lb) |
| Machine Directive | 2006/42/EC |

DB815-SB Foot Dispenser

The DB815-SB foot dispenser is a basic air powered dispensing system. Floor stationed and foot actuated, fluid will be dispensed only when the foot pedal is pressed.

A three-way air valve is included along with a built-in air regulator. The suck-back control ensures that low viscosity liquids do not drip.

Suitable for dispensing all types of fluids.



| Item Number | Description |
|-------------|----------------|
| DB815-SB | Foot Dispenser |

Features

- Economical and simple to use
- Suitable for a wide range of applications
- Barrel suck-back control
- All pneumatic operation

Specifications

| | |
|---------------------------|---|
| Cycle | Maintained by User |
| Foot Pedal | Air Valve in Unit |
| Air Input | 70 - 100 psi |
| Air Output | 1 - 100 psi |
| Dimensions (WxDxH) | 114.3 x 215.9 x 136.7 mm (4.5 x 8.5 x 5.38") |
| Weight | 1.72 kg (3.8 lb) |

VPPE511-LF Vacuum Pick-Up System

This vacuum pick-up system is designed for delicate handling of small parts and components including miniature, surface mount, and chip scale packages. Features an air solenoid vacuum electrically activated by pressing a foot pedal.



Features

- Foot pedal controlled
- Adjustable suck-back control
- Vacuum pressure readout
- 560046LL-NH for use with VPPE511-LF

Specifications

| | |
|------------------|--|
| Cycle | Foot Pedal Control |
| Air Input | 20 - 100 psi |
| Vacuum | Vacuum Gauge Display |
| Size | 139.7 x 177.8 x 66.8 mm (5.5 x 7 x 2.63") |
| Weight | 1.14 kg (2.5 lb) |

Models

| Item Number | Description |
|-------------|--------------------------------------|
| VPPE511-LF | Electric Vacuum Pick-Up System |
| VPP803-LF | Non-Electrical Vacuum Pick-Up System |

VPP803-LF Vacuum Pick-Up System

The VPP803-LF vacuum pick-up system is designed for delicate handling of small parts and components including miniature, surface mount, and chip scale packages. The VPP803-LF is a non-electrical unit that has a vacuum pencil with a small hole that creates a vacuum.



Features

- Adjustable vacuum control
- Manually actuated
- All pneumatic operation
- 560046LL for use with VPP803-LF

Specifications

| | |
|------------------|--|
| Cycle | Continuous |
| Air Input | 20 - 100 psi |
| Vacuum | Up to 16 in hg |
| Size | 95.3 x 177.8 x 66.8 mm (3.75 x 7 x 2.63") |
| Weight | 0.34 kg (0.75 lb) |

Vacuum Pick-Up Systems Accessories

| Item Number | Description |
|-------------|---------------------------------|
| 560047 | Vacuum Pad 0.140" (3.5 mm) |
| 560048 | Vacuum Pad 0.200" (5.1 mm) |
| 560049 | Vacuum Pad 0.250" (6.4 mm) |
| 560050 | Vacuum Pad 0.320" (8.1 mm) |
| 560051 | Vacuum Pad 0.400" (10.2 mm) |
| 560052LL | Vacuum Tip #14 0.063" (1.6 mm) |
| 560053LL | Vacuum Tip #18 0.033" (0.84 mm) |
| 560054LL | Vacuum Tip #21 0.020" (0.51 mm) |
| 560046LL | Vacuum Pick Up Pencil |
| 560046LL-NH | Vacuum Pick Up Pencil (no hole) |



700PTPCW Pinch Tube Pen

Pinch tube pens are ideal applicators for manually dispensing continuous beads or applying microdots of low viscosity liquids such as solvents and cyanoacrylates.

The disposable pinch tube is the only part of the pen that is in contact with the material and discarded when contaminated. The pinch tube pen can be connected via a wide range of interchangeable fittings to gravity fed or pressurized reservoirs.

Replacement Parts & Accessories

| Item Number | Description | Included with 700PTPCW |
|-------------------|---|------------------------|
| 5601390 | Luer Lock Adapter - White | Yes |
| 580045A | Pinch Tube (I.D. 0.10" x 4.10" long) - Clear | Yes |
| 580047A-07-24 | Fluid Line PE (I.D. 0.07" x 24" long) - Clear | No |
| 580047A-10-18 | Fluid Line PE (I.D. 0.10" x 18" long) - Clear | No |
| 580047A-10-24 | Fluid Line PE (I.D. 0.10" x 24" long) - Clear | Yes |
| 580047A-10-36 | Fluid Line PE (I.D. 0.10" x 36" long) - Clear | No |
| 580045A-BLK | Pinch Tube (I.D. 0.10" x 4.10" long) - Black | No |
| 580047A-BLK-07-24 | Fluid Line PE (I.D. 0.07" x 24" long) - Black | No |
| 580047A-BLK-10-24 | Fluid Line PE (I.D. 0.10" x 24" long) - Black | No |
| 580047A-BLK-10-36 | Fluid Line PE (I.D. 0.10" x 36" long) - Black | No |



IJ2601N-SS-SP reservoir sold separately.

560666 Gravity-Fed Bottle

500 ml gravity-fed bottle for use with low-viscosity fluids for dispensing small amounts of material.

Replacement Parts


| Item Number | Description |
|-------------|----------------------------------|
| 560666 | 500 ml Bottle with Luer Lock Cap |
| 560670U | Gravity Feed Bottle Stand |
| 580047A | Fluid Line PE |
| 700PTPCW | Pinch Tube Pen |



Stand, pinch tube pen, fluid lines, and needle sold separately.



Dispensing Valves





Dispensing Valve Selection Guide

A wide selection of valves available for different fluid types and applications. This chart is designed for quick identification of recommended valves based on material chemistry and by matching the fluid type (vertical) to the application (horizontal).

| Materials | Dots | Micro Dots | Beads/Lines | Potting/Filling | Spray |
|---------------|--------------------------------------|------------------------|--------------------------------------|----------------------------|----------------------|
| Acid/Solvent | VD510-SS, 710PT-U | VD510-SS, MV-0180SS | VD510-SS, 710PT-U | VD510-SS, 790HPSS-LF | SV1000SS |
| Anaerobic | VD510, 710PT-U | VD510, 710PT-U | VD510, 710PT-U | VD510, 710PT-U | - |
| Cyanoacrylate | VD510, 710PT-U | VD510 | VD510, 710PT-U | VD510, 710PT-U | - |
| 1-Part Epoxy | VP300, 790HP-LF, PDV-1000, VMS400 | PDV-1000 | VP300, 790HP-LF, PDV-1000, VMS400 | VP300, 790HP-LF, VMS400 | - |
| 2-Part Epoxy | 710PT-U | - | 710PT-U | 710PT-U | - |
| Grease/Gel | 790HP-LF, VMS400 | MV-0180LF | 790HP-LF, VMS400 | 790HP-LF | - |
| Ink/Paint | VD510, VMP30H | MV-0180LF | VD510, VMP30H | VP300 | SV2000N, SV1000SS |
| Liquid Flux | VD510, 710PT-U | MV-0180SS | VD510, 710PT-U | VMS400 | SV2000N, SV1000SS |
| Lubricant/Oil | VD510 | MV-0180LF | VD510, MV-0180LF | VP300, 790HP-LF | SV2000N, SV1000SS |
| Paste | VP300, 790HP-LF, PDV-1000 | PDV-1000 | VP300, 790HP-LF, PDV-1000 | VP300, 790HP-LF | - |
| Reagent | VD510, MV-0180SS | VD510, MV-0180SS | VD510, MV-0180SS | VD510, 790HP-LF | - |
| RTV/Sealant | VP300, 790HP-LF | VMS400 | VP300, 790HP-LF | VP300, 790HP-LF | - |
| Solder Mask | CV629, VMS400 | MV-0180LF | CV629, VMS400 | CV629, VP300 | - |
| Solder Paste | PDV-1000 | PDV-1000 | PDV-1000 | - | - |
| UV Adhesive | VD510-UV | VD510-UV, MV-0180SS | VD510-UV, VMS400 | VD510-UV, 790HPSS-LF | SV2000N, SV1000SS |

Valve & Controller Compatibility Chart

| Valves | Controllers | | | | | |
|-----------------------|---|---|---|--|---|---|
| | DC200 | VC1195N | SVC100 | RVC900N | PC200 | PZ-CON |
| |  |  |  |  |  |  |
| 790HP-LF | • | • | | | | |
| 790HPSS-LF | • | • | | | | |
| VD510 | • | | | | | |
| VD510-UV | • | | | | | |
| VD510-SS | • | | | | | |
| MV-0180LF | • | • | | | | |
| MV-0180SS | • | • | | | | |
| CV629 | • | | | | | |
| SV2000N | | | • | | | |
| SV1000SS | | | • | | | |
| 710PT-U | • | | | | | |
| PDV-1000 | | | | • | | |
| VMS400 | • | • | | | | |
| VMP30H | • | • | | | | |
| VP300 | • | • | | | | |
| VDP150 | | • | | | | |
| PosiPump™ I-Series | | | | | • | |
| PosiPump™ V-Series | | | | | • | |
| Pz1200 Series | | | | | | • |

VALVES

710PT-U Pinch Tube Valve

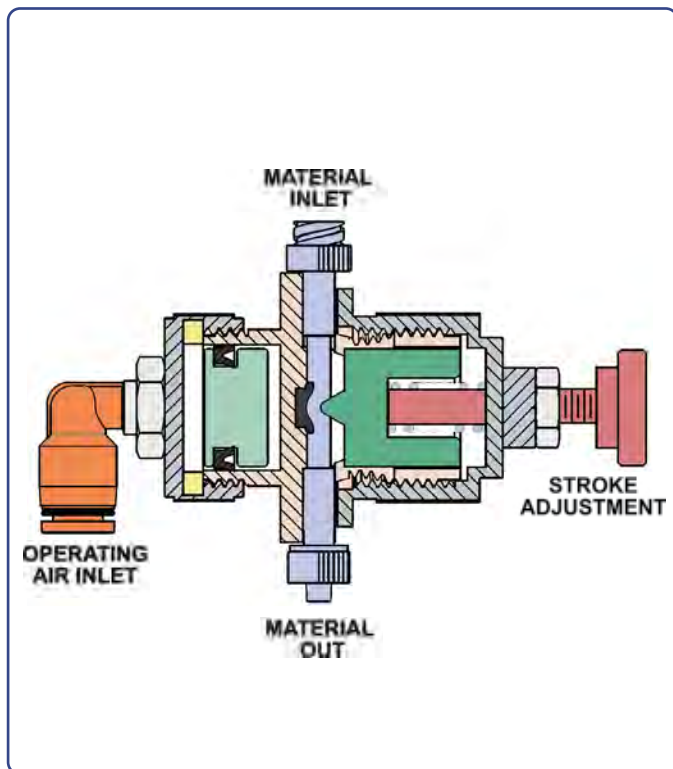
Engineered for precise control of low to medium viscosity liquids. The easy-to-use stroke control adjustment knob ensures accurate and repeatable dispense volumes.

The disposable pinch tube design allows for quick and easy servicing of the valve. Piston on/off actuation causes the pinch tube to open or close allowing material to flow through the valve.

The shot size or flow rate is determined by the degree of adjustment in releasing the closed (pinched) tube and by the valve control timer.

Features

- Disposable pinch tube and fluid lines
- Suitable for low to medium viscosity fluids
- Ideal for long pot life two component adhesives and cyanoacrylates
- Easy to use and maintain



Item Number

710PT-U

Description

Pinch Tube Valve

Specifications

| | |
|-------------------------------------|---------------------|
| Operating Air Pressure | 60 - 75 psi |
| Material Delivery Pressure | 100 psi max |
| Valve Construction | |
| Valve Body | Nylon |
| Valve Shut-Off Piston | Acetal |
| Valve Piston | Aluminum |
| Valve Cylinder Cap | Aluminum |
| Valve Flange Cap | Aluminum |
| Valve Stroke Adjustment Knob | Coated Steel |
| Valve Seals | NBR |
| Wetted Part Materials | Polyethylene |
| Connecting Ports | |
| Operating Air | 1/4" Push Connector |
| Material Inlet | Luer Lock |
| Material Outlet | Luer Lock |
| Mounting Hole Detail | 1/4"-28 UNC |
| Weight | 114 g (0.25 lb) |

Accessories (Sold Separately)

Item Number

562054U

Description

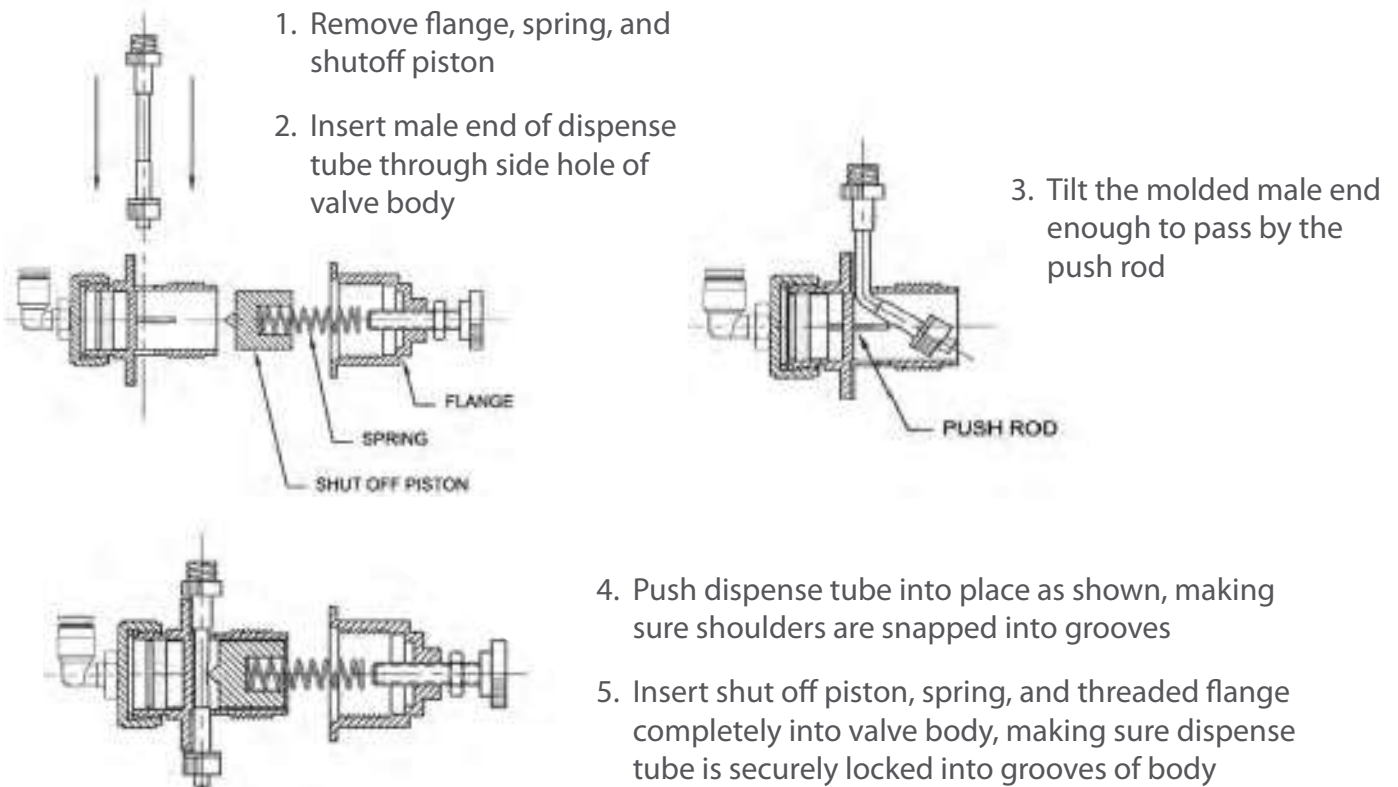
Valve Stand

710PTU-RK

Valve Repair Kit

**710PT-U valves come with rod for mounting.*

710PT-U Pinch Tube Assembly



710PT-U Pinch Tube Valve

Accessories

| Item Number | Description |
|-------------------|--|
| 580038A | Pinch Tube Assembly (I.D. 0.07" (1.778 mm)) |
| 580037A | Pinch Tube Assembly (I.D. 0.10" (2.54 mm)) |
| 580047A-07-24 | Fluid Line PE (I.D. 0.07" x 24" long (1.778 x 609.6 mm)) - Clear |
| 580047A-10-18 | Fluid Line PE (I.D. 0.10" x 18" long (2.54 x 457.2 mm)) - Clear |
| 580047A-10-24 | Fluid Line PE (I.D. 0.10" x 24" long (2.54 x 609.6 mm)) - Clear |
| 580047A-10-36 | Fluid Line PE (I.D. 0.10" x 36" long (2.54 x 914.4 mm)) - Clear |
| 580047A-BLK-07-24 | Fluid Line PE (I.D. 0.07" x 24" long (1.778 x 609.6 mm)) - Black |
| 580047A-BLK-10-24 | Fluid Line PE (I.D. 0.10" x 24" long (2.54 x 609.6 mm)) - Black |
| 580047A-BLK-10-36 | Fluid Line PE (I.D. 0.10" x 36" long (2.54 x 914.4 mm)) - Black |

VD510 Diaphragm Valve

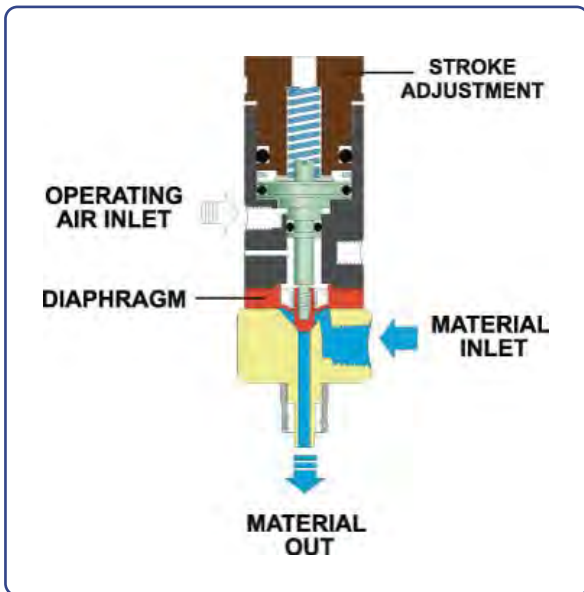
The VD510 is a diaphragm valve designed for precise flow control of low to medium viscosity materials.

The diaphragm separates the wetted parts from the moving parts, thus making the valve ideal for dispensing cyanoacrylates, anaerobics, reagents, paints, UV adhesives, and other volatile substances.



Features

- Stroke adjustment to fine tune shots
- Separated wetted parts
- Easily serviceable
- Suitable for anaerobic fluids
- Positive shut off design



Accessories (sold separately)

| Item Number | Description |
|-------------|---------------------|
| VD510-RK | Valve Repair Kit |
| VD510SS-RK | Valve Repair Kit SS |
| VD510UV-RK | Valve Repair Kit UV |
| 562043U | Valve Stand |

Models

| Item Number | Description |
|-------------|---------------------------------|
| VD510 | Diaphragm Valve |
| VD510-SS | Stainless Steel Diaphragm Valve |
| VD510-UV | UV Suitable Diaphragm Valve |

Specifications

| | |
|-----------------------------------|-----------------|
| Operating Air Pressure | 70 - 100 psi |
| Material Delivery Pressure | 100 psi max |
| Flow Rate Maximum | 0.3 L/min |
| Valve Construction | |
| Valve Body | Aluminum/SS |
| Valve Piston | SUS303 |
| Valve Piston Seal | NBR |
| Wetted Part Materials | UHMWE-PE |
| Connecting Ports | |
| Air Input | M5 x 0.8 |
| Material Inlet | 1/8" NPT |
| Material Outlet | Luer Lock |
| Mounting Hole Detail | M5 x 0.8 |
| Weight (VD510/UV) | 69 g (0.15 lb) |
| Weight (VD510-SS) | 121 g (0.27 lb) |



MV-0180 Micro-Shot Needle Valve

Designed for precision dispensing of low viscosity fluids from micro shots to moderate-sized beads and dots. Its lightweight, pencil-type grip makes the valve suitable for either handheld or automated applications.

Shot size and flow rate are controlled by the tip size, fluid pressure, and the duration that the valve is open.



Models

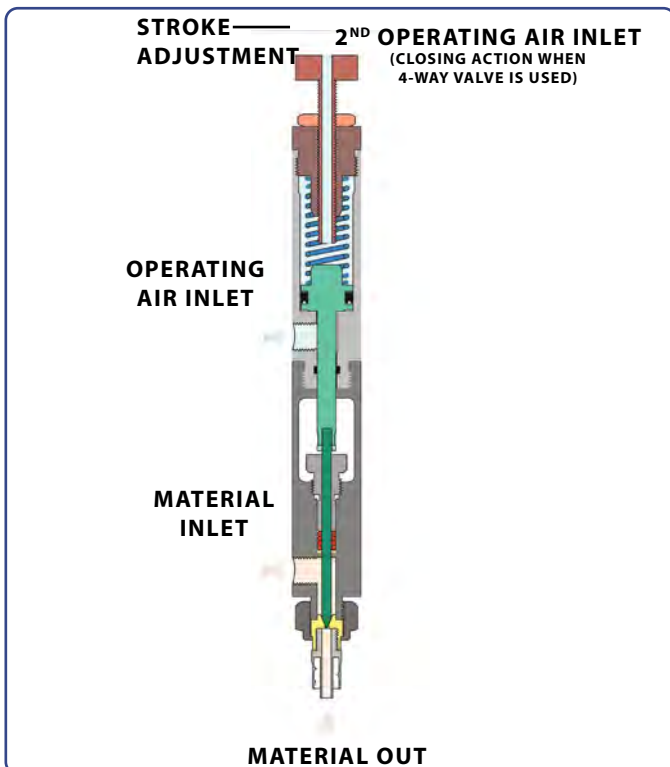
| Item Number | Description |
|-------------|------------------------------|
| MV-0180LF | Aluminum Needle Valve |
| MV-0180SS | Stainless Steel Needle Valve |

Features

- SS version available for volatile and corrosive materials
- Stroke adjustment to fine tune shot size
- Positive shut-off
- Micro-shot deposits

Specifications

| | |
|-----------------------------------|-----------------|
| Operating Air Pressure | 70 - 100 psi |
| Material Delivery Pressure | 120 psi max |
| Valve Construction | |
| Valve Body | Aluminum/SS |
| Valve Piston | Aluminum |
| Valve Piston Seal | PTFE |
| Wetted Part Materials | Aluminum/SS |
| Connecting Ports | |
| Air Input | 1/8" NPT |
| Material Inlet | 1/8" NPT |
| Material Outlet | Luer Lock |
| Mounting Hole Detail | N/A |
| Weight (MV-0180LF) | 173 g (0.38 lb) |
| Weight (MV-0180SS) | 270 g (0.6 lb) |



Accessories (sold separately)

| Item Number | Description |
|-------------|---------------------|
| MV0180LF-RK | Valve Repair Kit |
| MV0180SS-RK | Valve Repair Kit SS |
| 560536U | Valve Stand |

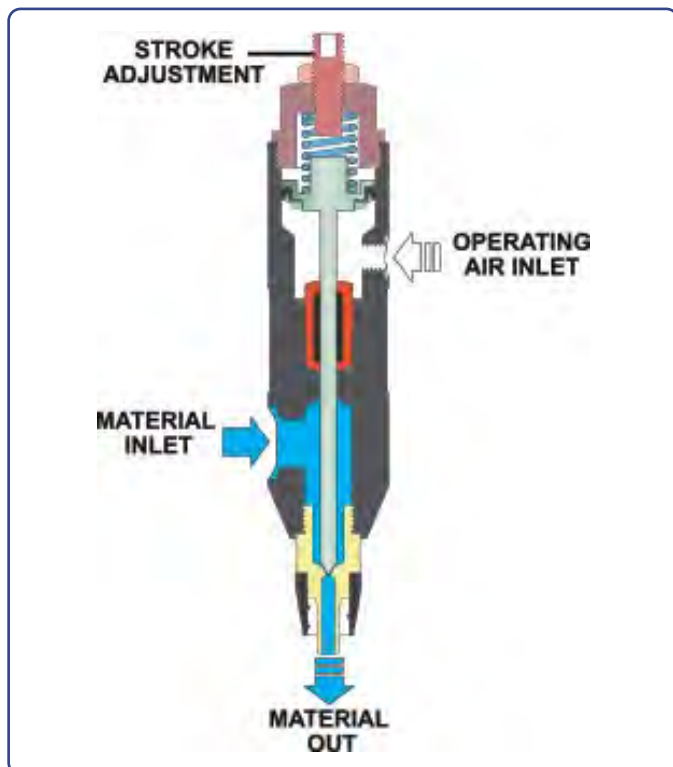
CV629 Cartridge Valve

The CV629 is a pneumatically-operated valve designed for precision dispensing of low to medium viscosity materials, such as solvents, oils, silicones, UV adhesives, inks, and more.

A simple design with accurate delivery.

Features

- Stroke adjustment to fine tune shot size
- Replaceable cartridge
- Micro-shot deposits
- High flow rate



| Item Number | Description |
|-------------|-----------------|
| CV629 | Cartridge Valve |

Specifications

| | |
|-----------------------------------|---|
| Operating Air Pressure | 70 - 100 psi |
| Material Delivery Pressure | 300 psi max |
| Valve Construction | |
| Valve Body | Aluminum |
| Valve Needle | SS |
| Connecting Ports | |
| Operating Air Input | M5 thread with push-in fitting for O6 O.D. tube |
| Material Inlet | 1/8" BSPP with push in fitting for O6 O.D. tube |
| Material Outlet | Luer Lock |
| Weight | 135 g (0.3 lb) |

Valve Stand (sold separately)

| Item Number | Description |
|-------------|-------------|
| 562166U | Valve Stand |

SV1000SS Stainless Steel Spray Valve

The SV1000SS spray valve provides close tolerance spray dispensing of fluids of up to 1000 cps. It is constructed of stainless steel to prevent corrosion from volatile materials. Designed specifically for spraying flux, paint, oils, lubricants, and coatings for use in coating and marking applications.

The flow rate is controlled by turning the stroke-adjust at the top of the valve in order to set the spray volume. Coating area and flow rate are controlled by the fluid pressure, needle stroke, distance from the valve to the component, and the duration the valve is open.

This spray valve is used in conjunction with the SVC100 controller.



| Item Number | Description |
|-------------|-------------|
| SV1000SS | Spray Valve |

Specifications

| | |
|-------------------------------|-----------------|
| Operating Air Pressure | 70 - 100 psi |
| Atomizing Air Pressure | 1 - 30 psi max |
| Fluid Viscosity Range | Up to 1,000 cps |

Valve Construction

| | |
|----------------------------|----------------------|
| Valve Body/Piston | SS |
| Valve Seals | PTFE |
| Fluid Pressure | 1 - 100 psi |
| Nozzle Diameter | 0.028" |
| Operating Frequency | Up to 200 cycles/min |

Connecting Ports

| | |
|--------------------------------------|-----------------|
| Operating/Atomizing Air Inlet | 10 - 32 |
| Material Inlet | 1/8" NPT |
| Weight | 344 g (13.5 lb) |

Accessories (sold separately)

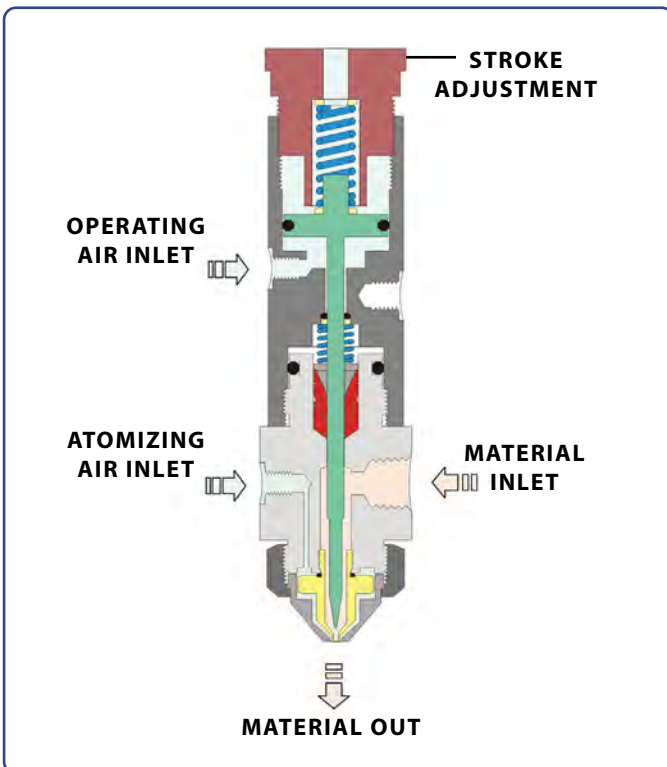
| Item Number | Description |
|-------------|------------------|
| SV1000SS-RK | Valve Repair Kit |
| 562054U | Valve Stand |

SV1000SS valve comes with rod for mounting.

VALVES

Features

- Stroke-adjust control
- Tunable spray pattern
- Adjustable coating and flow rate



SV2000N Adjustable Spray Valve

The SV2000N series are no-clog spray valves and work best with low-viscosity materials, typically less than 1000 cps. Material is typically fed to the spray valve from a pressure reservoir. Each valve is actuated by air pressure sequenced by a controller. The operating air pressure opens a needle valve allowing material to flow, while a separate airline creates pressure in the cap, atomizing the fluid.

Valve selection based on required spray area. Used in conjunction with the SVC100 controller.

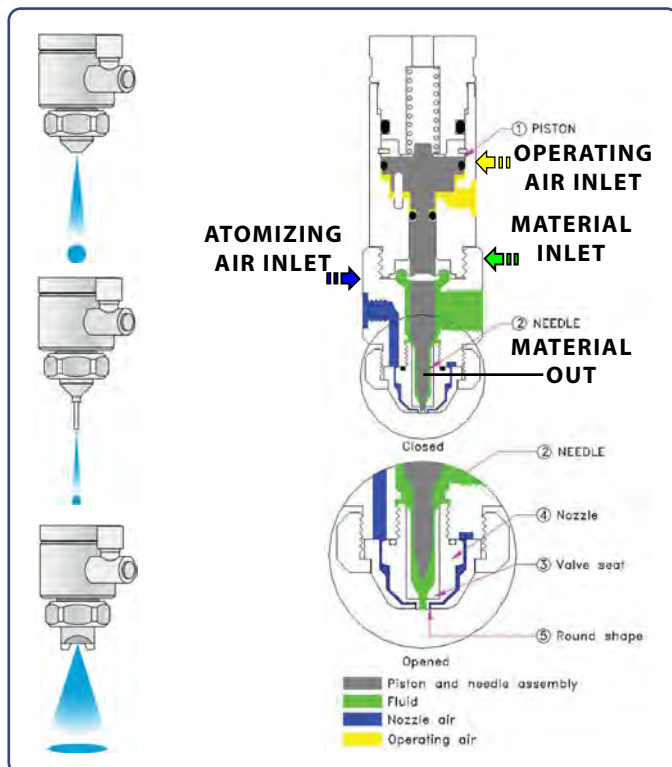
Features

- Stroke-adjust control
- Tunable spray pattern
- Adjustable coating and flow rate

Accessories (sold separately)

| Item Number | Description |
|-------------|------------------|
| SV2000N-RK | Valve Repair Kit |
| 562054U | Valve Stand |

SV2000N valve comes with rod for mounting.



Models

| Item Number | Description |
|-------------|-----------------------------|
| SV2001N | Spray Valve Fine Dot & Bead |
| SV2002N | Spray Valve Medium Bead |
| SV2003N | Spray Valve Fan Pattern |

Specifications

| | |
|------------------------|-----------------|
| Operating Air Pressure | 70 -100 psi |
| Atomizing Air Pressure | 1 - 30 psi max |
| Fluid Viscosity Range | Up to 1,000 cps |

Valve Construction

| | |
|---------------------|--|
| Valve Body/Piston | SS |
| Valve Needle | SS |
| Valve Diaphragm | UHMW-PE |
| Valve Seat | PEEK |
| Fluid Pressure | 1 - 100 psi |
| Operating Frequency | Up to 400 cycles/min |
| Spray Angle | SV2001N: 20° SV2002N: 30° SV2003N: 37° |

Connecting Ports

| | |
|-------------------------------|----------------|
| Operating/Atomizing Air Inlet | 10 - 32 |
| Material Inlet | 1/8" NPT |
| Weight | 236 g (0.5 lb) |

VMP30H Mini Poppet Valve

The VMP30H is a pneumatic, mini poppet valve designed for dispensing small shots of medium viscosity materials. Its lightweight and compact design is beneficial for installation in confined work areas.

The poppet design minimizes surface area and friction between the valve piston and the material, making it ideal for filled materials and extending the life of the valve seals.



| Item Number | Description |
|-------------|-------------------|
| VMP30H | Mini-Poppet Valve |

Specifications

| | |
|-----------------------------------|---------------|
| Operating Air Pressure | 70 - 100 psi |
| Material Delivery Pressure | 85 psi max |
| Flow Rate | MAX 1.2 L/min |

Valve Construction

| | |
|--------------------------|----------|
| Valve Body | Aluminum |
| Valve Piston | SUS303 |
| Valve Piston Seal | NBR |

Wetted Part Materials

| | |
|------------------------|---------|
| Chamber, Cap | SUS303 |
| Diaphragm, Seal | UHMW-PE |
| O-ring | Viton® |

Connecting Ports

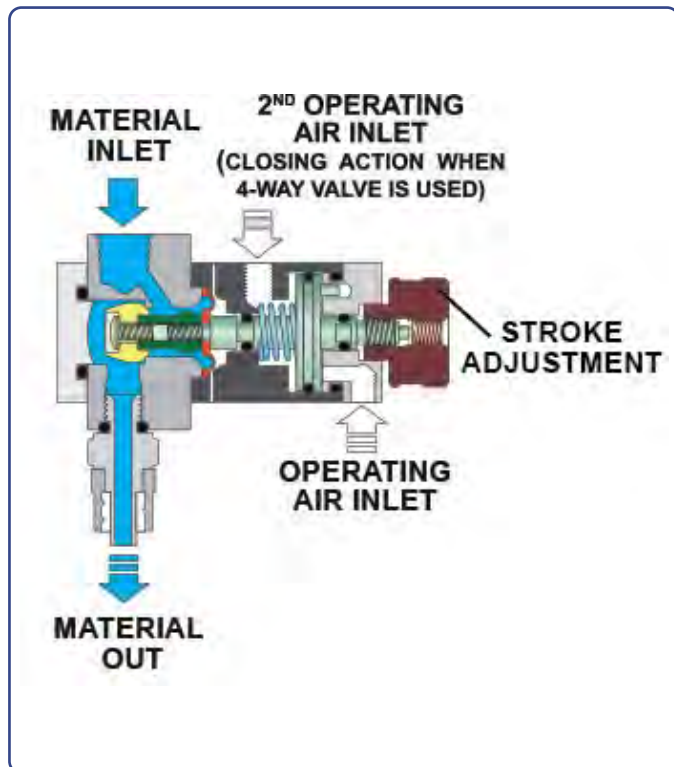
| | |
|------------------------|-----------------|
| Air Input | M5 x 0.8 |
| Material Inlet | 1/8" NPT |
| Material Outlet | Luer Lock |
| Weight | 162 g (0.36 lb) |

Accessories (sold separately)

| Item Number | Description |
|-------------|------------------|
| VMP30H-RK | Valve Repair Kit |
| 562235U | Valve Stand |

Features

- Suck-back effect to eliminate drooling at the end of the needle tip
- Suitable for filled materials
- Separated wetted parts
- Stroke adjustment feature for fine tuning shot size



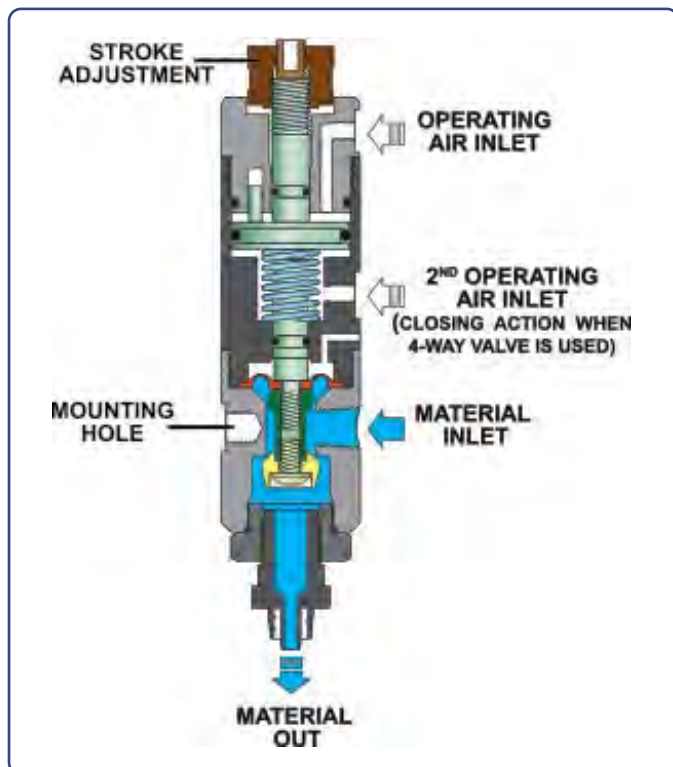
VP300 Poppet Valve

The VP300 is a multi-purpose, poppet-style, pneumatic valve designed for dispensing medium to high viscosity liquids such as silicone, epoxy, grease, solder paste, and other filled materials.

Its piston design maximizes fluid flow rate, while its sealing mechanism enhances valve durability.

Features

- Suck-back effect to prevent drooling at the end of the needle tip
- Suitable for filled materials
- Separated wetted parts
- Stroke adjustment to fine tune shot size



| Item Number | Description |
|-------------|--------------|
| VP300 | Poppet Valve |

Specifications

| | |
|-----------------------------------|----------------|
| Operating Air Pressure | 70 - 100 psi |
| Material Delivery Pressure | 85 psi max |
| Valve Construction | |
| Valve Body | Aluminum |
| Valve Piston | SUS303 |
| Valve Piston Seal | NBR |
| Wetted Part Materials | |
| Chamber, Cap | Aluminum |
| Diaphragm, Seal | UHMW-PE |
| O-ring | Viton® |
| Connecting Ports | |
| Air Inlet | M5 x 0.8 |
| Material Inlet | 1/8" NPT |
| Material Outlet | 1/4" NPT |
| Mounting Hole | M5 x 0.8 |
| Weight | 180 g (0.4 lb) |

Accessories (sold separately)

| Item Number | Description |
|-------------|------------------|
| VP300-RK | Valve Repair Kit |
| 562043U | Valve Stand |

VMS400 Mini Spool Valve

The VMS400 is a mini spool valve designed for dispensing small volumes of medium to high viscosity materials. When air pressure is applied to the air inlet of the valve, the spool will be forced forward and fluid will be dispensed.

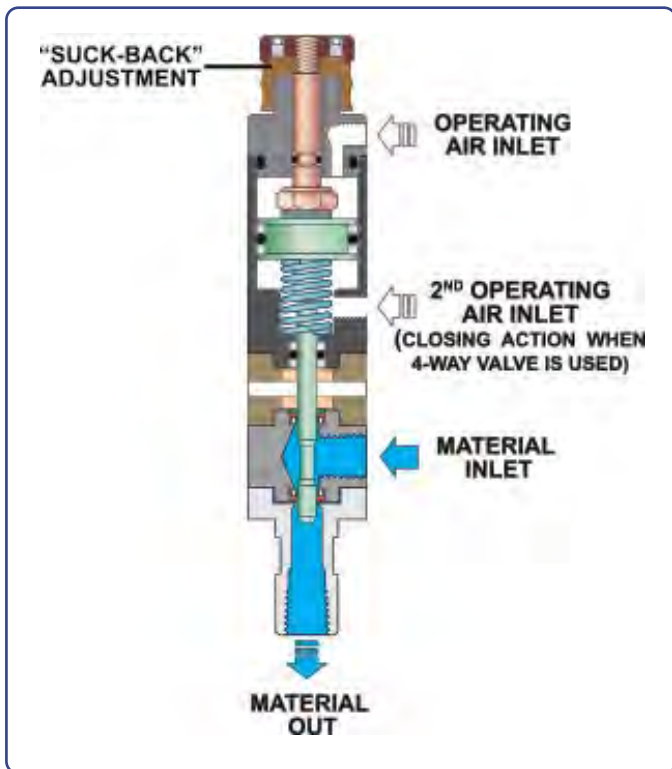
Shot size and flow rate are controlled by the tip size, fluid pressure, and the duration that the valve is open.



VALVES

Features

- High-pressure fluid input up to 700psi
- Suitable for high viscosity fluids
- Adjustable suck-back
- Stainless steel wetted parts for volatile and corrosive materials



| Item Number | Description |
|-------------|------------------|
| VMS400 | Mini Spool Valve |

Specifications

| | |
|-------------------------------|------------------|
| Operating Air Pressure | 70 - 100 psi |
| Valve Construction | |
| Valve Body, Piston | SUS303 |
| Valve Spool | SUS420 |
| Valve Cap | Aluminum |
| Wetted Part Materials | |
| Valve Chamber, Cap | SUS303 |
| Valve Seal | UHMW-PE Lip Seal |
| Connecting Ports | |
| Air Inlet | M5 x 0.8 |
| Material Inlet | 1/8" NPT |
| Material Outlet | Luer Lock |
| Weight | 255 g (0.56 lb) |

Accessories (sold separately)

| Item Number | Description |
|-------------|------------------|
| VMS400-RK | Valve Repair Kit |
| 562235U | Valve Stand |

790HP-LF High-Pressure Valve

The 790HP-LF high-pressure spool valve offers an effective solution for dispensing high viscosity materials such as silicones, sealants, and greases.

A spring snap-back retraction closes the valve resulting in a suck-back at the fluid outlet to prevent dripping.

Features

- High-pressure fluid input up to 2,500 psi
- Suitable for high-viscosity fluids
- SS version available for volatile and corrosive materials
- Easy to clean and maintain
- Extra pneumatic air-port for use with 4-way valve controller for rapid valve closure



Models

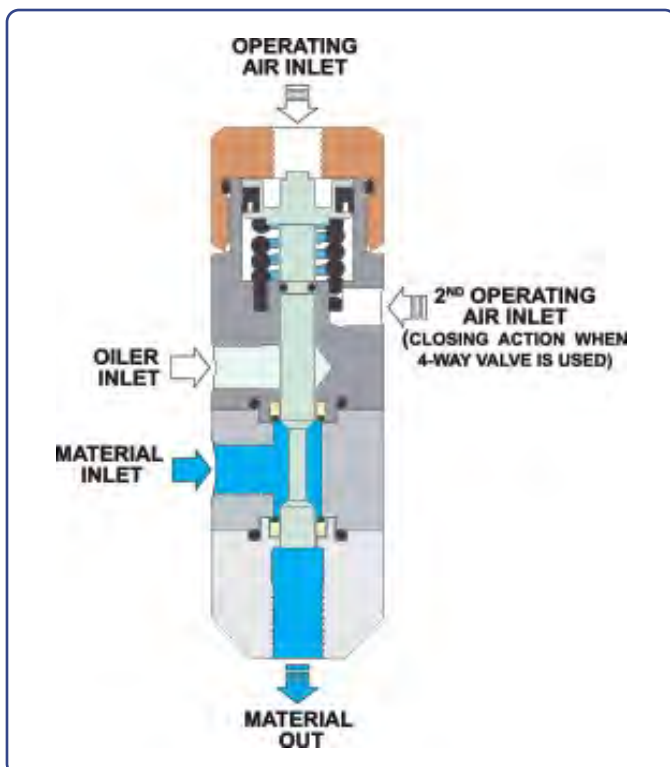
| Item Number | Description |
|-------------|-------------------------------------|
| 790HP-LF | Aluminum High Pressure Valve |
| 790HPSS-LF | Stainless Steel High Pressure Valve |

Specifications

| | |
|--------------------------------|------------------|
| Operating Air Pressure | 70 - 100 psi |
| Material Input Pressure | 2,500 psi max |
| Valve Construction | |
| Valve Body | Aluminum/SS |
| Valve Piston | Aluminum |
| Valve Spool | SS (TiCN coated) |
| Valve Seals | UHMW PE |
| Valve O-ring | Viton® |
| Connecting Ports | |
| Air Input | 1/4" NPT |
| Material Inlet | 1/4" NPT |
| Material Outlet | 1/4" NPT |
| Weight (790HP-LF) | 524 g (1.16 lb) |
| Weight (790HP-SS) | 744 g (1.64 lb) |

Accessories (sold separately)

| Item Number | Description |
|-------------|---------------------|
| 790HP-RK | Valve Repair Kit |
| 790HP-RKS | Valve Repair Kit SS |
| 560671U | Valve Stand |



VDP150 Positive Displacement Valve

The VDP150 is a pneumatically-operated positive displacement valve designed for dispensing constant volume shots up to 0.15 cc of low to medium viscosity materials.

Featuring two integral check valves to control the flow of material, the valve is cycled by applying air pressure to the air ports. No fluid pressure is required for low-viscosity materials (less than 5,000 cps) as the material is drawn into the displacement chamber by the plunger.

Features

- Positive displacement metering
- Integral inlet/outlet check valves
- Stroke adjustment to fine tune shot size



| Item Number | Description |
|-------------|-------------|
|-------------|-------------|

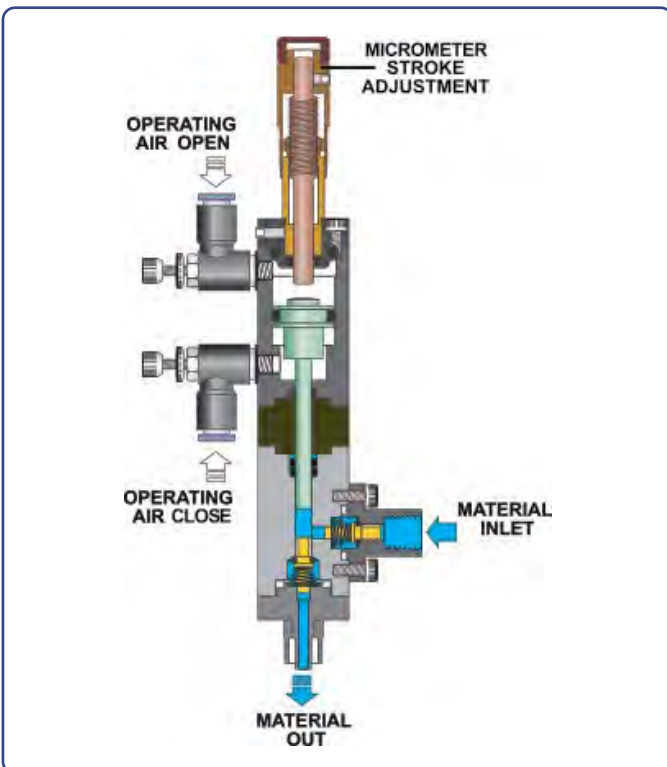
| | |
|--------|-----------------------------|
| VDP150 | Positive Displacement Valve |
|--------|-----------------------------|

Specifications

| | |
|---|----------------------|
| Operating Air Pressure | 70 - 100 psi |
| Maximum Shot Size | 0.15 cc/cycle |
| Valve Construction | |
| Valve Cylinder Body | Aluminum |
| Valve Piston | SUS303 |
| Valve Check Body | SUS303, RULON |
| Wetted Part Materials | |
| Valve Chamber, Cap & CV Body | SUS303 |
| Valve Plunger | SUS420 (tin coating) |
| Check Valve | PEEK |
| Check Valve O-rings | FFKM |
| Connecting Ports | |
| Air Input | M5X0.8 |
| Material Inlet | 1/8" NPT |
| Material Outlet | Luer Lock |
| Weight | 323 g (0.7 lb) |

Accessories (sold separately)

| Item Number | Description |
|-------------|------------------|
| VDP150-RK | Valve Repair Kit |
| 562235U | Valve Stand |



PDV-1000 Auger Valve

The PDV-1000 precision auger valve is suitable for medium to high viscosity epoxy, solder paste, and other filled materials. Capable of dispensing micro shots less than 1mm using an auger servo motor driven screw.

The PDV-1000 has zero dead space within the valve and can deliver accurate and repeatable dots and beads for any application, whether automated or manually operated.

This auger valve is used in conjunction with the RVC900N controller.

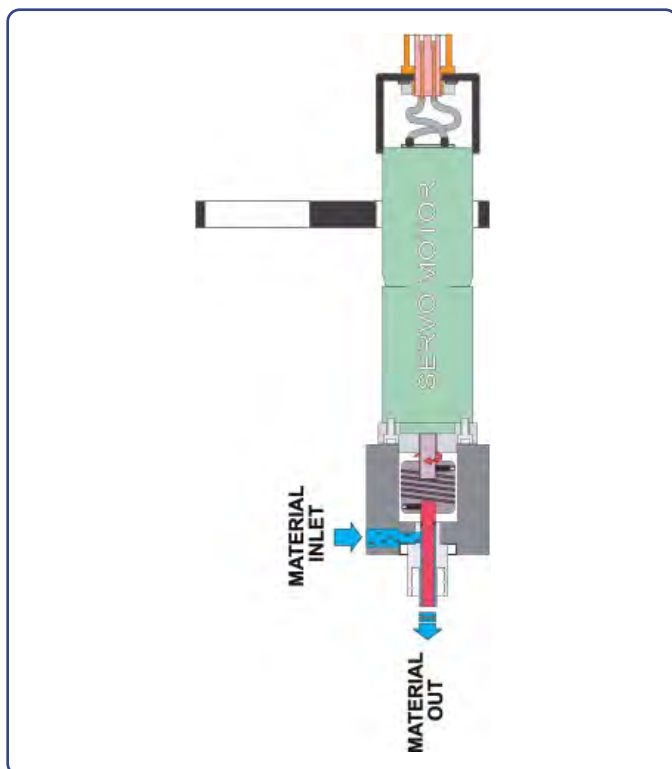
Comes standard with 3, 5, and 10 cc bushings.



Models

Features

- Ideal for heavily filled and abrasive materials
- Micro-shots less than 1 mm
- Flexible coupling from motor to screw
- No dead space – high repeatability
- Disposable fluid feed tube



| Item Number | Description |
|--------------|--|
| PDV-1000-8P | 8 Pitch Auger Valve (3,5,10,30/55 cc) |
| PDV-1000-16P | 16 Pitch Auger Valve (3,5,10,30/55 cc) |
| PDV-1000-32P | 32 Pitch Auger Valve (3,5,10,30/55 cc) |

Specifications

| | |
|----------------------------|--------------------------|
| Motor Voltage | 24 VAC |
| Motor | 6 watt, 400rpm (no load) |
| Valve Construction | SS |
| Valve Body | Aluminum |
| Valve Auger | SS |
| Valve Syringe Bracket | Aluminum |
| Minimum Material Viscosity | 35,000 cps |
| Weight | 212 g (0.5 lb) |

Accessories (sold separately)

| Item Number | Description |
|-------------|---------------------------------|
| 561446B | Elbow Replacement Tube Assembly |
| 562235U | Valve Stand |

PosiPump™ I-Series Progressive Cavity Valve

The PosiPump™ I-Series Progressive Cavity Valve offers true volumetric dispensing in order to achieve exceptional levels of repeatability.


A proven endless piston design principle ensures a constant volume is always dispensed, regardless of any changes in fluid viscosity, thixotropy, or fluid inlet pressure.

Bi-rotational control ensures a drip free dispense cycle thanks to an infinitely adjustable suckback.

Features

- Dispense volume as small as 0.008 ml per revolution
- Constant volumetric & pressure-stable dispense system
- Dispense volume is not affected by changes in fluid viscosity or feed pressure
- FKM or FFKM Stator Material
- Long service life

Section View



Connecting cable required for operation. Sold separately. See page 73.



Models

| Item Number | Description |
|-------------|-------------------------------------|
| PC-I8 | Progressive Cavity Valve - 0.008 cc |
| PC-I50 | Progressive Cavity Valve - 0.05 cc |
| PC-I500 | Progressive Cavity Valve - 0.5 cc |

Benefits

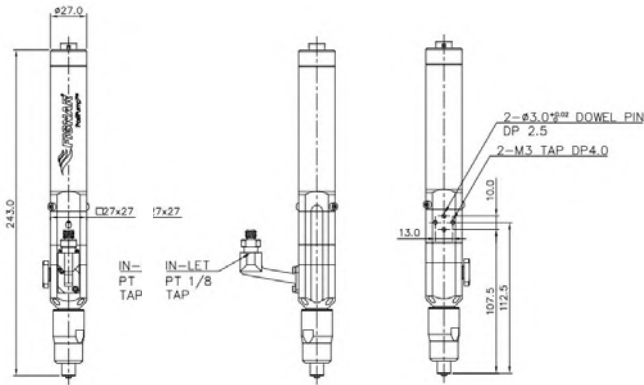
- No dripping/drooling after dispense cycle
- Suitable for both low & high viscosity fluids
- Pressurization of fluid feed system is not necessary for self-leveling low viscosity fluids
- Prevents damage to fillers in filled fluid materials
- High level of process control

Endless Piston Principle

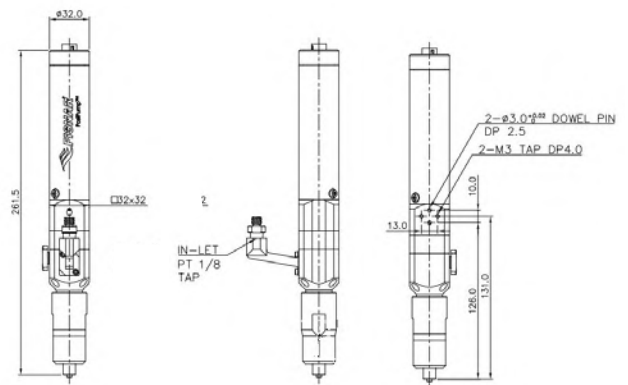
The Fisnar PosiPump™ valve is based on the endless piston principle using a rotor and stator to create a self-sealing pressure-tight positive displacement system.



PC-I8



PC-I50/PCI500



Specifications

| Item Number | PC-I8 | PC-I50 | PC-I500 |
|-------------------------------|------------------------|------------------------|------------------------|
| Dosing Volume/Rev | 0.008 ml | 0.05 ml | 0.5 ml |
| Motor Speed | 1 - 120rpm | 1 - 120rpm | 1 - 120rpm |
| Max Flow Rate | 0.96 ml/min | 6 ml/min | 60 ml/min |
| Fluid Input Pressure | 1 - 100 psi | 1 - 100 psi | 1 - 100 psi |
| Rotor Material | SUS316 | SUS316 | SUS316 |
| Stator Material Size | FKM (FFKM option) | FKM (FFKM option) | FKM (FFKM option) |
| Fluid Inlet & Outlet Material | AL6061 Hard Anodize | AL6061 Hard Anodize | AL6061 Hard Anodize |
| Seal Material | UHMW-PE | UHMW-PE | UHMW-PE |
| O-Ring Material | Viton® | Viton® | Viton® |
| Fluid Inlet Thread | 1/8" BSP / Luer Lock | 1/8" BSP / Luer Lock | 1/8" BSP / Luer Lock |
| Fluid Outlet Thread | Luer Lock | Luer Lock | Luer Lock |
| Weight | 380 g (0.8 lb) | 540 g (1.2 lb) | 540 g (1.2 lb) |

PosiPump™ V-Series Progressive Cavity Valve

The PosiPump™ V-Series Progressive Cavity Valve offers true volumetric meter mix dispensing of two component fluids.

Independent control of each fluid material allows the mixing ration to be finitely adjusted. The endless piston design and bi-rotational control ensure clean, consistent, and reliable dispense results.

A variety of fluid outlet blocks are available, designed for use with three different mixer types to meet all standard application demands.

Features


- Dispense volume as small as 0.016 ml
- Constant volumetric & pressure-stable dispense system
- Dispense volume is not affected by changes in fluid viscosity or feed pressure
- FKM or FFKM Stator Material
- Long service life
- Compatible with industry standard mixing nozzles



Mixer manifold and connecting cable required for operation. Sold separately. See page 73 & 74.

| Item Number | Description |
|-------------|-------------------------------------|
| PC-V16 | Progressive Cavity Valve - 0.016 cc |
| PC-V100 | Progressive Cavity Valve - 0.1 cc |
| PC-V550 | Progressive Cavity Valve - 0.55 cc |
| PC-V1000 | Progressive Cavity Valve - 1 cc |

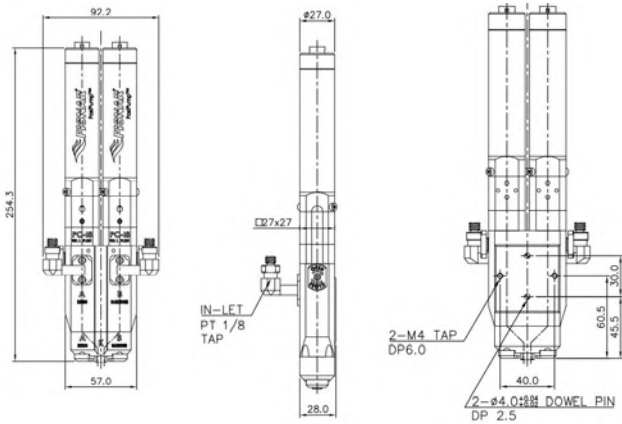
Section View



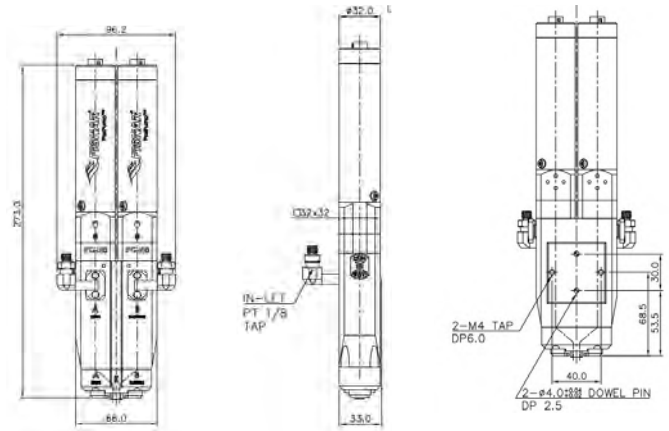
Benefits

- No dripping/drooling after dispense cycle
- Suitable for both low & high viscosity fluids
- Pressurization of fluid feed system is not necessary for self-leveling low viscosity fluids
- Prevents damage to fillers in filled fluid materials
- Optional fluid pressure sensors prevent damage to valve motors in the event of fluid curing in the mixing nozzle

PC-V16



PC-V100/PC-V1000/PC-V550



Specifications

| Item Number | PC-V16 | PC-V100 | PC-V550** | PC-V1000 |
|-------------------------------|------------------------|------------------------|------------------------------|------------------------------|
| Dosing Volume/Rev | 0.016 ml | 0.1 ml | 0.55 ml | 1 ml |
| Motor Speed | 1 - 120rpm | 1 - 120rpm | 1 - 120rpm | 1 - 120rpm |
| Max Flow Rate | 0.96 ml/min | 12 ml/min | 66 ml/min | 120 ml/min |
| Material Input Pressure | 1 - 100 psi | 1 - 100 psi | 1 - 100 psi | 1 - 100 psi |
| Fluid Viscosity Range | 1 - 500,000 cps | 1 - 500,000 cps | 1 - 500,000 cps | 1 - 500,000 cps |
| Rotor Material | SUS316 | SUS316 | SUS316 | SUS316 |
| Stator Material Size | FKM (FFKM option) | FKM (FFKM option) | FKM (FFKM option) | FKM (FFKM option) |
| Fluid Inlet & Outlet Material | AL6061 Hard Anodize | AL6061 Hard Anodize | AL6061 Hard Anodize | AL6061 Hard Anodize |
| Seal Material | UHMW-PE | UHMW-PE | UHMW-PE | UHMW-PE |
| O-Ring Material | Viton® | Viton® | Viton® | Viton® |
| Material Inlet | 1/8" BSP / Luer Lock | 1/8" BSP / Luer Lock | 1/8" BSP / Luer Lock | 1/8" BSP / Luer Lock |
| Material Outlet | Mixer B Style*** | Mixer B or C Style*** | Mixer B, C, or K Style*** | Mixer B, C, or K Style*** |
| Weight | 1,100 g (2.4 lb) | 1,600 g (3.5 lb) | 1,400 g (3.1 lb) | 1,600 g (3.5 lb) |

**Designed for use with 10:1 ratio fluids, which require a high flow rate.

***Mixer manifolds sold separately.

PosiPump™ Accessories

Cable Assemblies

Valve connecting cable ensures the correct signal communication between the PosiPump™ valves and PC200 valve controller.

An optional fluid pressure sensor system can be installed on the PosiPump™ V-Series valve to monitor the fluid pressure, preventing potential motor failure due to curing of two component material inside the mixing nozzle.



| Item Number | Description | PC-18 | PC-150 | PC-1500 | PC-V16 | PC-V100 | PC-V550 | PC-V1000 |
|-------------|--|-------|--------|---------|--------|---------|---------|----------|
| 5601912 | Valve Conn. Cable 10 ft (3 m) | • | • | • | • | • | • | • |
| 5601913 | Valve Conn. Cable 30 ft (9.1 m) | • | • | • | • | • | • | • |
| 5601914 | Fluid Pressure Sensor Kit 10 ft (3 m) | | | | • | • | • | • |



Auxillary Equipment

A range of brackets and supports to assist in the safe and secure mounting of the PosiPump™ valve as well as for mounting the syringe barrel or cartridge fluid feed system to the valve itself.

| Item Number | Description | PC-18 | PC-150 | PC-1500 | PC-V16 | PC-V100 | PC-V550 | PC-V1000 |
|-------------|------------------------------------|-------|--------|---------|--------|---------|---------|----------|
| 5601920 | Syringe Barrel Support 30/55 cc | • | • | • | | | | |
| 5601921 | Syringe Barrel Support 30/55 cc | | | | • | • | • | • |
| 5601922 | Cartridge Support 6/12 oz | • | • | • | | | | |
| 5601923 | Cartridge Support | | | | • | • | • | • |
| 5601800U | Robot Mounting Bracket | • | • | • | • | • | • | • |
| 562318U | Valve Stand | • | • | • | • | • | • | • |

PosiPump™ Accessories

Mixer Manifolds


A variety of Mixer Manifolds for the PosiPump™ V-Series are offered, depending on the fluid mix ratio and mixing nozzle to be used.



| Item Number | Description | PC-V16 | PC-V100 | PC-V550 | PC-V1000 |
|-------------|--------------------------------|--------|---------|---------|----------|
| 5601915 | Mixer Manifold B 1:1 / 2:1 | • | | | |
| 5601916 | Mixer Manifold B Wide Ratio | • | | | |
| 5601917 | Mixer Manifold B 1:1 / 2:1 | | • | | • |
| 5601918 | Mixer Manifold B Wide Ratio | | • | • | • |
| 5601919 | Mixer Manifold C | | • | • | • |

Mixer Series Compatibility

PosiPump™ V-Series progressive cavity valves are designed for use with a variety of different mixing nozzles, in order to fully optimize the mixing of the fluid based on the application specification.



| Mixer Manifold | PC-V16 | PC-V100 | PC-V550 | PC-V1000 |
|----------------|-------------|-------------|-------------|-------------|
| 5601915 | MBH / MBQ | | | |
| 5601916 | MBHX / MBQX | | | |
| 5601917 | | MBH / MBQ | | MBH / MBQ |
| 5601918 | | MBHX / MBQX | MBHX / MBQX | MBHX / MBQX |
| 5601919 | | ME | ME | |

PosiPump™ Accessories

Service Parts

A selection of service parts are available for maintaining the dispense performance of the PosiPump™ progressive cavity valves.



VALVES

| Item Number | Description | PC-18 | PC-150 | PC-1500 | PC-V16 | PC-V100 | PC-V550 | PC-V1000 |
|-------------|--|-------|--------|---------|--------|---------|---------|----------|
| 5601924 | Cleaning Kit | • | • | • | • | • | • | • |
| 5601925 | 0.008 cc Stator Assembly FKM | • | | | • | | | |
| 5601926 | 0.008 cc Stator Assembly FFKM | • | | | • | | | |
| 5601927 | 0.05 cc Assembly FKM | | • | | | • | • | |
| 5601928 | 0.05 cc Assembly FFKM | | • | | | • | • | |
| 5601929 | 0.5 cc Assembly FKM | | | • | | | • | • |
| 5601930 | 0.5 cc Assembly FFKM | | | • | | | • | • |
| 5601931 | 0.008 cc Rotor Assembly | • | | | • | | | |
| 5601932 | 0.05 cc Rotor Assembly | | • | | | • | • | |
| 5601933 | 0.5 cc Rotor Assembly | | | • | | | • | • |
| 5601934 | I-Series Seal Kit 0.008 cc | | • | | | | | |
| 5601935 | V-Series Seal Kit 0.008 cc | | | | • | | | |
| 5601936 | I-Series Seal Kit 0.05 cc / 0.5 cc | | • | • | | | | |
| 5601937 | V-Series Seal Kit 0.05 cc / 0.5 cc | | | | | • | • | • |
| 5601938 | Stainless Steel Fluid Fitting 1/8" PT x 1/4" O.D. Tube | • | • | • | • | • | • | • |
| 5601939 | Stainless Steel Fluid Fitting 1/8" PT x Female Luer Lock | • | • | • | • | • | • | • |




FISMAR
The Art of Engineering

F-2000

marco
CE X
S103005600 R1.0
mTV/fta/30a

CAUTION
KEEP HANDS
CLEAR OF
MOVING PARTS

FISMAR
marco
mTV modular
S1102970857 R1.3



Pz1200 Piezo Electric Jet/Contact Dispense Valve

The Pz1200 Piezo Electric Valve can be configured as a non-contact jet or precise high-speed contact dispensing valve. The advanced piezo-electric ceramic actuation technology achieves exceptional levels of dispense accuracy and superior process control.

The inclusion of an integrated closed loop heater element inside the valve allows the fluid viscosity to be stabilized, to assist in optimizing jet ability and dispense process control.

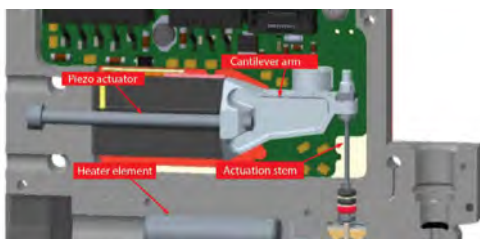
The unique modular valve design gives complete versatility, in order for it to be correctly configured for both application process and dispense fluid requirements.

Features

- Dot size as small as 1 nl/0.2 mm
- Exceptional dispense accuracy
- Fixed valve stroke ensures superior process control
- Continuous cycle rates up to 1,200 Hz
- Fast cycle times and long service life
- Durable ceramic cartridge ball and valve seat
- Closed loop fluid heater for stabilizing fluid viscosity

Piezo Technology Valve Operation

The piezo actuator is composed of two stacks of ceramic disks that change shape as voltage is applied. This creates a deflection in the cantilever arm, causing the actuator stem to lift at a fixed stroke.



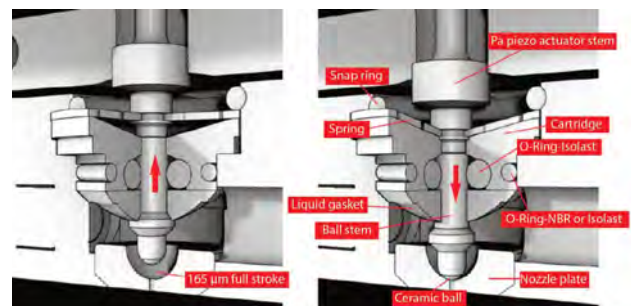
Valve seat module & fluid inlet fitting required for operation. Sold separately.

| Item Number | Description |
|-------------|--------------------------------|
| PZ1200S | Piezo Valve - Medium Viscosity |
| PZ1200D | Piezo Valve - High Viscosity |

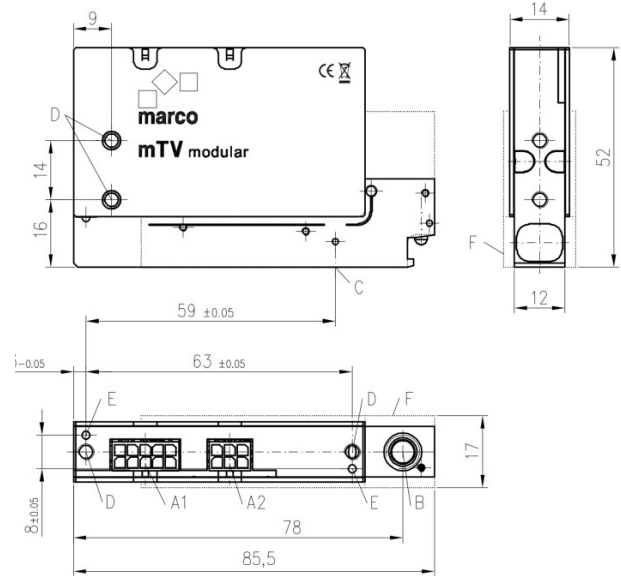
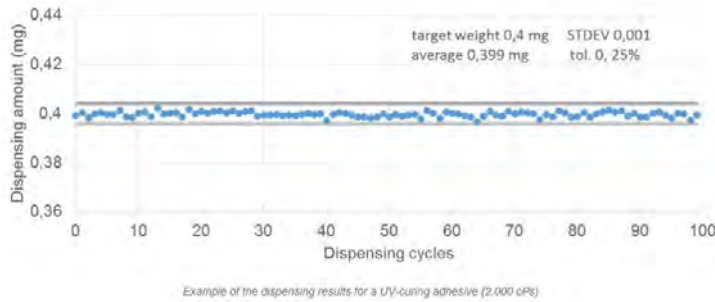
Benefits

- When used as a jet valve, Z-axis movement in between cycles is eliminated, which results in increased production cycle speeds
- Reduced production downtime due to faster maintenance times
- Ideal for use on uneven substrates or hard to access areas
- Compatible with a range of low to high viscosity fluids
- Modular design allows wetted parts to be easily serviced

When the ceramic ball lifts off its ceramic seat, the resulting cavity fills with fluid. As the ball reseats, a fluid droplet ejects from the valve.



Pz1200S/Pz1200D



Specifications

| Item Number | Pz1200S | Pz1200D |
|-------------------------------------|--|--|
| Material Delivery Pressure | 1,000 psi max | 1,000 psi max |
| Viscosity Range | 1 - 100,000 cps | 50,000 cps |
| Wetted Components | Stainless Steel 303, Ceramix FFKM, NBR, PEEK | Stainless Steel 303, Ceramix FFKM, NBR, PEEK |
| Material Inlet | M8x1 | M8x1 |
| Min. Dispensing Time | 0.20ms | 0.18ms |
| Max Continuous Dispensing Frequency | 1200 Hz | 500 Hz |
| Max Burst Dispensing Frequency | 2,000 Hz | 750 Hz |
| Maintenance/Inspection Interval | Approx. 10,000,000 cycles (fluid dependant) | Approx. 10,000,000 cycles (fluid dependant) |
| Dispensing Accuracy | >99% (non-varying conditions) | >99% (non-varying conditions) |
| Max Fluid Input Pressure | Up to 75 bar | Up to 75 bar |
| Max Fluid Temperature | Up to 75 °C | Up to 75 °C |
| Weight | 320 g (0.7 lb) | 320 g (0.7 lb) |
| Dimensions (WxDxH) | 86 x 17 x 52 mm (3.4 x 0.7 x 2") | 86 x 17 x 52 mm (3.4 x 0.7 x 2") |

Pz1200 Accessories

Valve Seat Modules

A range of jet valve seats and contact dispense modules (including cartridge) are available dependent on the specific application requirement and fluid material being processed.

Jet valve seat modules are available in two different fluid outlet chamber designs to optimize fluid jetting performance.

C-Type: Standard choice for most low-medium viscosity fluids

T-Type: Suited for high viscosity/stringy fluids (other valve seat / cartridge modules are also available)

Consult with your local Fisnar sales representative for the best configuration based on your specific application.



VALVES

| Item Number | Description | Nozzle Size | Valve Seat Type | Cartridge Type/Size |
|-------------|-------------|-------------|---------------------------|---------------------|
| PZ-VS-D100C | Valve Seat | 100 µm | Non-Contact (Jetting) | C / 1.58 mm |
| PZ-VS-D100T | Valve Seat | 100 µm | Non-Contact (Jetting) | T / 1.58 mm |
| PZ-VS-D150C | Valve Seat | 150 µm | Non-Contact (Jetting) | C / 1.58 mm |
| PZ-VS-D150T | Valve Seat | 150 µm | Non-Contact (Jetting) | T / 1.58 mm |
| PZ-VS-D300C | Valve Seat | 300 µm | Non-Contact (Jetting) | C / 1.58 mm |
| PZ-VS-D300T | Valve Seat | 300 µm | Non-Contact (Jetting) | T / 1.58 mm |
| PZ-VS-SN* | Valve Seat | 800 µm | Contact Needle Dispensing | C / 1.58 mm |
| PZ-VS-LL* | Valve Seat | 600 µm | Contact Needle Dispensing | C / 1.58 mm |

*For contact dispensing, we recommend the PZ-VS-SN screw nozzle valve seat, due to its superior dispense performance in eliminating fluid drool post dispense, while also maintaining a constant Z-height position during the changing of dispense nozzles.

Screw Nozzles

A range of screw nozzles suitable for use on PZ-VS-SN valve.

| Item Number | Description |
|--------------|-----------------------------|
| PZ-TIP-SN100 | Screw Nozzle 100 µm |
| PZ-TIP-SN200 | Screw Nozzle 200 µm |
| PZ-TIP-SN300 | Screw Nozzle 300 µm |
| PZ-TIP-CAP | Screw Nozzle Protection Cap |



Pz1200 Accessories

Fluid Inlet Fittings & Accessories

Available in two different types based on whether fluid is being fed directly from a syringe barrel or remotely via tubing from a fluid reservoir.

| Item Number | Description |
|------------------|---|
| PZ-INLET-LLH | Fluid Inlet Fitting – Luer Lock |
| PZ-INLET-HOSE4H | Fluid Inlet Fitting – 4 mm I.D. Tubing |
| PZ-INLET-SUPPORT | 30/55 cc Syringe Barrel Support Bracket |



Service Parts

A selection of service parts to assist in maintaining the valve seat module during cleaning and preventative maintenance.

| Item Number | Description |
|-------------|-------------------------------------|
| PZ-CART-D | Cartridge - 1.58 mm |
| PZ-SPARE-1 | Snap Ring for Valve Seat (10 Pack) |
| PZ-SPARE-2 | O-Ring for Valve Seat (10 Pack) |
| PZ-SPARE-3 | Grub Screw for Valve Seat (10 Pack) |



Service Tools & Cleaning

Specifically designed hand tools are available to aid assembly/disassembly of valve seat modules.

A useful cleaning kit containing a variety of cleaning utensils perfectly suited for cleaning the valve seat module and fluid inlet fitting.

| Item Number | Description |
|--------------|-------------------------------------|
| PZ-TOOL-1 | Screw Nozzle Removal/Insertion Tool |
| PZ-TOOL-2 | Snap Ring Removal/Insertion Tool |
| PZ-TOOL-3 | Cartridge Removal/Insertion Tool |
| PZ-TOOL-4 | Valve Seat Removal Tool |
| PZ-CLEAN-KIT | Pz1200 Cleaning Kit |



Syringe/Cartridge Retainer Stands



560021U
Syringe Barrel
Stand



560549U
CR300 Cartridge
Retainer Stand



560535-NU
Nylon Retainer Stand
2.5, 6, 8 & 12 oz



560535-TU
Metal Retainer Stand
2.5, 6, 8 & 12 oz



560534U
CR570 & 101-20R 20 oz
Retainer Stand



560670U
Gravity-Fed 500 ml
560666 Bottle Stand

Valve Stands



560671U
790HP-LF
Valve Stand



562044U
PPD-130
Valve Stand



560536U
MV-0180
Valve Stand



562166U
CV629 Valve Stand



562043U
VD510, VP300 Valve Stand,
DTD50 & DTD50-RB



562054U
SV1000SS*, SV2000N*,
710PT-U* Valve Stand

**Rod included with SV1000SS,
SV2000, and 710PT-U valves.*



562235U
VMP30H, PDV-1000, VMS400,
VDP150 Valve Stand



Valve Controllers



Fisnar valve controllers are used to ensure long lasting and reliable control of our complete range of precision dispense valves. They provide a simple and convenient way of accurately controlling and adjusting cycle times. The wide range of available valve controllers offered, allow them to be individually tailored to their specific compatible valve type to ensure efficient and optimal performance.

DC200 Precision Valve Controller

A multi-purpose digital controller, recommended for use with Fisnar pneumatically-actuated valves. This system uses a high-performance regulator with constant pressure control and a digital display to provide consistent, repeatable control.

For use with 710PT-U, VD510, MV-0180, CV629, VP300, VMP30H, 790HP, and VMS400 dispense valves.



Push-to-connect style fitting standard on DC200 controller.

560671U Stand and 790HP-LF Valve sold separately.

VALVES

Features

- Air input tolerance can be set for consistent pressure
- Can be locked to keep programs from being modified
- Auto purge and glue alarm to prevent premature curing of materials
- Dispense counter for tracking completed dispense cycles
- Multiple dispensing modes for easy use in many applications
- I/O circuit for external control and robot integration
- Regulator sensitivity of 0.2% and a repeatability of +/-0.5%

| Item Number | Description |
|-------------|-------------|
|-------------|-------------|

| | |
|-------|--------------------------|
| DC200 | Digital Valve Controller |
|-------|--------------------------|

Specifications

| | |
|------------------------------------|--|
| Cycle Rate | 600+ cycle/minute |
| Timer | 0.008 - 9999s |
| Programs | 10 memory slots |
| Input AC to Power Supply | 100 - 240 VAC, 50/60 Hz |
| Output DC from Power Supply | 24 VDC - 0.75 Amp |
| Air Input | 70 - 100 psi max |
| Air Output | 1 - 100 psi |
| Dimensions (WxDxH) | 180 x 195 x 80 mm (7.09 x 7.68 x 3.15") |
| Weight | 1 kg (2.2 lb) |
| Standards | CE Approved, RoHS compliant |

VC1195N 4-Way Valve Controller

A 4-way valve controller that can be used to control one or two valves simultaneously. The high flow, high speed, internal solenoid rapidly shuts off the dispense valve to prevent drooling and ensures consistent dispense results, by providing a constant air supply to the dispense valve. This ensures it remains in a closed position to prevent premature actuation.

For use with 790HP, VDP150, VMS400, VMP30H, VP300, and MV-0180 dispense valves.



562235U stand and VDP150 Valve sold separately.

| Item Number | Description |
|-------------|------------------------|
| VC1195N | 4-Way Valve Controller |

Features

- Timing interval from 0.01 to 31 seconds
- Fast response internal pneumatic solenoid
- Actuated by foot pedal or remotely from a robot
- Manual and timer modes
- Can simultaneously control up to two valves

Specifications

| | |
|---------------------------|--|
| Dispense Time | 0.01 - 31s |
| Voltage | 100 - 240 VAC, 50/60 Hz |
| Air Input | 70 - 100 psi |
| Air Output | 1 - 100 psi |
| Dimensions (WxDxH) | 264.2 x 209.6 x 69.9 mm (10.4 x 8.25 x 2.75") |
| Weight | 1.9 kg (4.2 lb) |

SVC100 Spray Valve Controller

A fully integrated spray valve controller suitable for all Fisnar SV series spray valves. Simple setup and operation for a variety of basic and advanced spray applications.

The SVC100 spray valve controller allows the fluid dispense signal and atomizing air signal to be independently programmed to achieve a clean and precise spray pattern.



562054U stand and SV1000SS valve sold separately.

VALVES

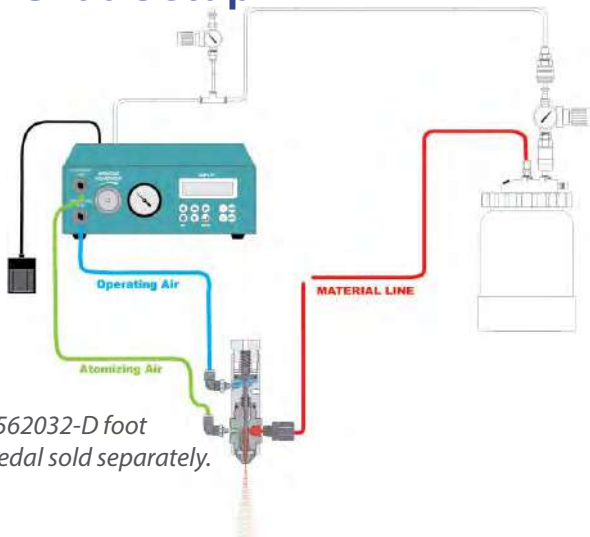
Features

- Timed or continuous spray
- Clean, clog-free cut off
- Easy integration with robotic platforms

Models

| Item Number | Description |
|-------------|--------------------------------|
| SVC100-110 | 110 VAC Spray Valve Controller |
| SVC100-220 | 220 VAC Spray Valve Controller |

SVC100 Setup



**562032-D foot pedal sold separately.*


Specifications

| | |
|---------------------------|--|
| Dispense Time | 0.008 - 99.99s |
| Voltage | SVC100-110: 110 VAC, 50/60 Hz SVC100-220: 220 VAC, 50/60 Hz |
| Air Input | 70 - 100 psi |
| Valve Air Output | 70 - 100 psi |
| Spray Air Output | 1 - 60 psi |
| Dimensions (WxDxH) | 232.7 x 187.5 x 82.6 mm (9.16 x 7.38 x 3.25") |
| Weight | 2.72 kg (6 lb) |

RVC900N Auger Valve Controller

The RVC900N controls the PDV-1000 series of auger valves. The controller delivers accurate and repeatable dots and beads for any application, whether automated or manually operated.

Due to the constant motor speed output, any change in material viscosity does not impact the dispense flow rate. The controller supplies material pressure to the barrel, adjusted via a regulator and pressure gauge. A reverse timer and speed control can set the amount of controlled suck-back at the end of the dispense cycle.



562235U stand and PDV-100 valve sold separately.

Item Number

RVC900N

Description

Auger Valve Controller

Features

- Simple to program
- Up to 8 stored programs
- Auto or manual control
- Constant motor speed
- Adjustable forward and reverse speed and time

Specifications

| | |
|---------------------------|--|
| Time Range | 0.01 - 99.99s |
| Voltage | 100 - 240 VAC, 50/60 Hz |
| Output Pressure | 1 - 60 psi |
| Dimensions (WxDxH) | 230 x 210 x 70 mm (9.05 x 8.26 x 2.76") |
| Weight | 1.65 kg (3.6 lb) |

PC200 Progressive Cavity Valve Controller

An advanced valve controller suitable for use with all Fisnar PC I-Series and V-series progressive cavity valves.

The Graphic User Interface (GUI) provides simple touch-screen programming and operation for both one and two component dispense applications.

The 4" HMI display allows all dispense parameters to be independently programmed on one single screen. An integral pressure regulator and digital pressure gauge ensure easy system installation.



Connecting cable required for operation. Sold separately. [See page 73.](#)

Features

- Manual and timed dispense modes
- Digital pressure output display
- Operator lockout
- Adjustable forward & reverse speed
- Controllable suck-back delay dwell time
- User friendly touch-screen interface (GUI)
- Cleaning routine for valve maintenance
- Auto-purge (anti-gel function)
- Remote program select function

PC200 Setup



| Item Number | Description |
|-------------|-------------------------------------|
| PC200 | Progressive Cavity Valve Controller |

Specifications

| | |
|---------------------------|---|
| Time Range | 0.01 - 500s |
| Programs | 200 memory slots |
| Voltage | 100 - 240 VAC, 50/60 Hz |
| I/O | 7 inputs / 7 outputs / RS485 |
| Air Input | 70 - 100 psi |
| Air Output | 1 - 100 psi |
| Dimensions (WxDxH) | 203.2 x 279.4 x 114.3 mm (8 x 11 x 4.5") |
| Weight | 1,700 g (3.75 lb) |
| Standards | CE Approved, RoHS Compliant |

Pz-CON Piezo Electric Valve Controller

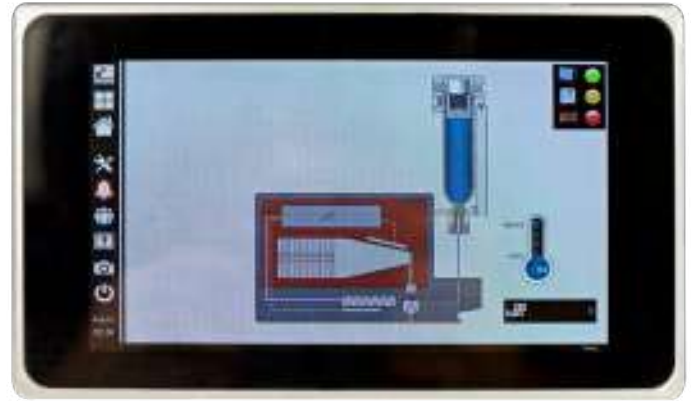
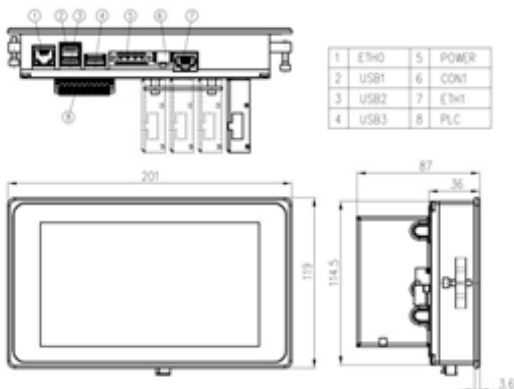
The Pz-CON piezo electric valve controller can be configured to independently control up to 4 Pz1200 valves. The pre-fitted driver module(s) uses an amplifier to generate the correct signal wave to actuate and control the piezo elements within the valve ensuring precise dispense control.

The built-in memory allows up to 10 individual programs to be created containing pulse time and sequencing times & frequency. A built in USB connection also allows for programs to be remotely stored.

Each controller is supplied with three different user adjustable pulse definition profiles, which is critical when jetting fluid materials in order to minimize fluid build-up on the valve seat and unwanted satellites on substrate.

Features

- User friendly 7" touchscreen display
- User configurable I/O
- Control up to 4 valves
- Temperature control
- Operator lockout
- Valve purge screen
- 10 user programmable memories
- Trigger or continuous operation mode
- Remote program backup
- Programmable pulse definition profiles



Power supply & valve connecting cable (4.5 m) included.

| Item Number | Description |
|-------------|------------------------------------|
| PZ-CON-1 | Piezo Valve Controller - 1 Channel |
| PZ-CON-2 | Piezo Valve Controller - 2 Channel |
| PZ-CON-3 | Piezo Valve Controller - 3 Channel |
| PZ-CON-4 | Piezo Valve Controller - 4 Channel |

Specifications

| | |
|------------------------------------|--------------------------------------|
| Time Range | 0.84 - 999ms |
| Programs | 10 memory slots |
| I/O | 3 inputs / 5 outputs |
| Input AC to Power Supply | 96 - 264 VAC, 47 - 63 Hz |
| Output DC from Power Supply | 24 V / 11.67 A |
| Dimensions (WxDxH) | 201 x 119 x 32.5 mm (8 x 4.7 x 1.3") |
| Weight | 800 g (1.76 lb) |
| Standards | CE Approved, RoHS Compliant |



Reservoirs & Pumps



IJ Series Reservoir Tanks

Reservoir tanks are used to feed bulk fluids to a variety of dispensing valves. A range of sizes are available including bottom ported for medium to high viscosity liquids and top ported for low to medium viscosities.

An "open top" style is used if liners are required to prevent the material from making contact with the sides of the container or if the fluid requires an agitator.

All reservoirs come standard with associated airline, fluid line, regulator, and fittings.



IJ2601N-SS-SP



IJ2601N-SS



IJ-0100



IJ-0100R



IJ-0200



IJ-0200R



IJ-0300



IJ-0300R



IJ-83Z-211



IJ-83B-500



IJ-83B-500-SP



IJ-83B-500-BK



IJ-83G-510-SP

IJ Series Reservoir Tanks

| Item Number | Capacity (Gallon) | Style | Ported | Riser | Base | Tank Material | Max Pressure (psi) | Overall Outer Dimension WxH (inches) | Material Hose O.D. |
|---------------|-------------------|--------------------|--------|------------------|--------|------------------|--------------------|--------------------------------------|--------------------|
| IJ2601N-SS-SP | 0.5 | Bottle | Top | PE | Metal | SS | 50 | 6 1/2 x 8 | 1/4" |
| IJ2601N-SS | 0.5 | Bottle | Top | SS | Metal | SS | 50 | 6 1/2 x 8 | 1/4" |
| IJ-0100 | 1 | Bottle | Bottom | N/A | Metal | SS | 125 | 9 x 12 9/16 | 3/8" |
| IJ-0100R | 1 | Bottle | Top | SS | Rubber | SS | 125 | 9 x 9 1/4 | 1/4" |
| IJ-0200 | 2 | Bottle | Bottom | N/A | Metal | SS | 125 | 9 x 14 1/4 | 3/8" |
| IJ-0200R | 2 | Bottle | Top | SS | Rubber | SS | 125 | 9 x 11 5/8 | 1/4" |
| IJ-0300 | 5 | Bottle | Bottom | N/A | Metal | SS | 125 | 9 x 24 15/16 | 3/8" |
| IJ-0300R | 5 | Bottle | Top | SS | Rubber | SS | 125 | 9 x 22 1/2 | 1/4" |
| IJ-83Z-211 | 2.8 | Top w/ Agitator | Top | SS | Metal | SS | 80 | 13 3/8 x 23 5/8 | 1/4" |
| IJ-83B-500 | 2.8 | Top | Top | Galvanized Steel | Metal | Galvanized Steel | 80 | 13 3/8 x 20 1/2 | 1/4" |
| IJ-83B-500-SP | 2.8 | Top | Top | PE | Metal | Galvanized Steel | 80 | 13 3/8 x 20 1/2 | 1/4" |
| IJ-83B-500-BK | 2.8 | Top | Top | PE | Metal | Galvanized Steel | 80 | 13 3/8 x 20 1/2 | 1/4" |
| IJ-83G-510-SP | 5 | Top | Top | PE | Metal | Galvanized Steel | 80 | 18 1/2 x 30 5/16 | 1/4" |

Available Accessories

| Item Number | Description |
|-------------|--|
| 560554 | Material shut off valve assembly |
| IJ-83B-RL | Replaceable liner for IJ-83B-500, IJ-83Z-211, IJ-83B-500-SP, and IJ-83B-500-BK |
| PTL-408-K20 | Replaceable liner for IJ-83G-510-SP |
| 560934B | Pressure Gauge 0 - 100 psi - 1/8" NPT Side Mount |
| 560779 | Regulator |
| 560944 | O-ring EPDM for 1, 2, and 5 gallon bottle-style reservoirs |
| 560944T | PTFE encapsulated Viton® O-ring for 1, 2, and 5 gallon bottle-style reservoirs |

FT Series Top-Ported Reservoir Tanks

Designed with safety and quality in mind, Fisnar stainless steel fluid reservoir tanks maintain a steady fluid pressure for many dispensing applications.

Each model is available with a pneumatic agitation system installed with a powerful air motor for intermittent or constant fluid stirring/agitation.

The FT series of tanks contain a stainless steel construction offering high chemical resistance while preventing fluid contamination and evaporation.



| Item Number | Capacity (Liters) | Style | Riser | Tank Material | Max Working Pressure (psi) | Overall Inner & Dimension WxH (mm) | Overall Outer Dimension WxH (mm) | Material Hose O.D. (inches) |
|-------------|-------------------|--------------------|-------|---------------|----------------------------|------------------------------------|----------------------------------|-----------------------------|
| FT1 | 1 | Pneumatic Standard | PE | SS | 100 | 100 x 135 | 182 x 225 | 1/4 |
| FT1-AG | 1 | Pneumatic Agitated | SS | SS | 100 | 100 x 135 | 182 x 330 | 1/4 |
| FT2 | 2 | Pneumatic Standard | PE | SS | 100 | 100 x 270 | 182 x 360 | 1/4 |
| FT2-AG | 2 | Pneumatic Agitated | SS | SS | 100 | 100 x 270 | 182 x 465 | 1/4 |
| FT5 | 5 | Pneumatic Standard | PE | SS | 100 | 152 x 300 | 202 x 390 | 1/4 |
| FT5-AG | 5 | Pneumatic Agitated | SS | SS | 100 | 152 x 300 | 202 x 495 | 1/4 |
| FT10 | 10 | Pneumatic Standard | PE | SS | 100 | 200 x 359 | 237 x 482 | 1/4 |
| FT10-AG | 10 | Pneumatic Agitated | SS | SS | 100 | 200 x 359 | 237 x 605 | 1/4 |



FISNAR
www.fisnar.com
SERIAL NO. 291098

109917

PP300-GL-A Clear View Pressure Chamber

A see-through pressure chamber for dispensing low viscosity liquids directly from bottles and up to 1 lb (0.45 kg) plastic containers.

Regulated air pressure forces the liquid in the bottle up through a disposable tube to a connector, which can be interfaced to a valve or dispensing pen.



Bottle and pen sold separately.

| Item Number | Description |
|-------------|------------------|
| PP300-GL-A | Pressure Chamber |

Specifications

| | |
|------------------------------------|--|
| Interior ID | 91.44 mm (3.60") |
| Interior Height | 220.98 mm (8.70") |
| Max Pressure | 30 psi |
| External Dimensions (WxLxH) | 152.4 x 152.4 x 279.4 mm (6 x 6 x 11") |

Accessories

| Item Number | Description |
|-------------|------------------------------|
| 560607 | Dispense Tube 0.07" I.D. |
| 560608 | Dispense Tube 0.10" I.D. |
| 560609 | Luer Lock Fitting 0.07" I.D. |
| 560610 | Luer Lock Fitting 0.10" I.D. |
| 560620 | Dip Tube |
| 5606034 | Safety Clip |

Features

- All wetted disposable parts
- Material visual monitoring
- Glass chamber prevents blooming or crazing when using cyanoacrylates
- Suitable for most low-viscosity fluids

PP450-GL Clear View Pressure Chamber

A see-through pressure chamber for dispensing low to medium viscosity liquids directly from bottles and up to 1 lb (0.45 kg) plastic containers.

Regulated air pressure forces the liquid in the bottle up through a disposable tube to a connector, which can be interfaced to a valve or dispensing pen.

Features

- Convenient quick pressure release slide valve
- Comes standard with a luer lock fitting for use with low-viscosity fluids
- Compatible with medium viscosity fluids when using supplied 1/4" fluid line kit
- All wetted disposable parts
- Material visual monitoring
- Glass chamber prevents blooming or crazing when using cyanoacrylates
- Operating pressure up to 60 psi

Specifications

| | |
|--------------------------------------|---------------------------|
| Capacity | 1.2 gal / 4.5 l |
| Maximum Operating Pressure | 60 psi (4 bar) |
| Maximum Operating Temperature | 100 °F (38 °C) |
| Minimum Operating Temperature | 39 °F (4 °C) |
| Internal Diameter | 150 mm (6") |
| Internal Height | 254 mm (10") |
| External Width | 165 x 165 mm (6.5 x 6.5") |
| External Height | 406 mm (16") |
| Weight | 3.5 kg (11 lb) |



Can also be used with 710PT-U & 700PTPCW pinch tube valve & pen.

| Item Number | Description |
|-------------|----------------------------|
| PP450-GL | 4.5 Liter Pressure Chamber |

Accessories

| Item Number | Description |
|----------------|---|
| 560620 | Dip Tube |
| 580047A-10-24 | Fluid Line 0.10" I.D. x 24" Long |
| 560657 | Female Fitting 1/4" NPT x 1/4" Tube |
| 5801450 | Male Luer Lock Adapter |
| 562320 | Male LL Adapter 1/4" NPT x 1/8" FPT |
| 562321 | Male LL Adapter x 1/8" NPT |
| 562322 | PP Compression Fitting 1/4" NPT x 1/4" Tube |
| 561415-IJ-10FT | P.E. Tubing 0.170" I.D. x 1/4" O.D. |
| 561851 | Air Line |



1/4" Tube Fitting



Luer Lock Tube Fitting
For use with 710PT-U & 700PTPCW

DA35 Autocan Extruder System

The DA35 extrudes medium to high viscosity materials under pressure directly from a pre-filled can. This system is suitable for automatic and semi-automatic controlled dispensing applications, which require a constant supply of air-free material.

The extruder pump body is fitted with a follower plate that seals and follows the material as the level drops to wipe the sides of the can clean, limiting waste. Supplied as standard with a NBR wiper seal fitted. Optional FKM wiper seal sold separately.



Controller, hose, valve, and handle sold separately.

Features

- Prevents air bubbles and material voids
- Air ram assist to help drive material
- Simple load mechanism provides easy cleaning
- Easy hook up for automatic systems
- Low noise electric extruder model
- Integrated low level alarm and warning light

Specifications

| | |
|------------------------------------|--|
| Size | 215 x 440 mm (8.46 x 17.32") |
| Height Adjustment | 550 mm min - 720 mm max (21.65" min - 28.35" max) |
| Power Input for Sensing | 110 - 220 VAC, 50 - 60 Hz |
| Air Input Pressure | 30 - 100 psi |
| Maximum Output Pressure | 850 psi |
| Fluid Viscosity Range | 30,000 - 300,000 cps |
| Ratio | 8.5 |
| Volume/Stroke | 5 cc |
| Max Pump Speed | 60rpm |
| Air Inlet/Fluid Outlet Size | 1/4" NPT (f) |
| Wetted Parts | PTFE, Viton®, and PEEK seals |
| Weight | 12.73 kg (28 lb) |

Models

| Item Number | Description |
|-------------|----------------------|
| DA35-1KG-US | Autocan Pump 110 VAC |
| DA35-3KG-US | Autocan Pump 110 VAC |
| DA35-1KG-EU | Autocan Pump 220 VAC |
| DA35-3KG-EU | Autocan Pump 220 VAC |
| DA35-1KG-UK | Autocan Pump 220 VAC |
| DA35-3KG-UK | Autocan Pump 220 VAC |

Accessories

| Item Number | Description |
|-----------------|---|
| 651780-A3A-B | Fluid Regulator SS 3,000 psi |
| EP1415K | Fluid Regulator Install Kit with Gauge Fittings |
| DA35-1KG | Follower Plate 1 kg |
| DA35-3KG | Follower Plate 3 kg |
| 1300060-1KG-NBR | Follower Wiper Seal NBR (117 mm O.D.) |
| 1300060-3KG-NBR | Follower Wiper Seal NBR (168 mm O.D.) |
| 1300060-1KG-FKM | Follower Wiper Seal FKM (117 mm O.D.) |
| 1300060-3KG-FKM | Follower Wiper Seal FKM (168 mm O.D.) |

EP1305N Pail Extruder System

The EP1305N is designed for dispensing 5 gallon pails of medium to high viscosity fluid. Ideal for silicones and grease. Systems are rated at 15:1 and provide a maximum of 996 psi regulated material pressure.

The extruder pump body is fitted with a follower plate that seals and follows the material as the level drops to wipe the sides of the pail clean, limiting waste. The fluid is pressure-fed by reinforced hoses to a valve that is actuated by a valve controller.

The EP1305 utilizes a low-pulse pump design suitable for automatic production dispensing applications, when used with a fluid regulator. These applications require a constant supply of air-free material. Air bubbles and material voids, caused by handling or decanting high viscosity fluids, are prevented. Supplied standard with 20 kg follower plate.



Features

- Material delivered air free
- Wipe-clean action
- Air ram assist to help drive material and adjustable air ram pressure
- Electrical extruder motor
- Simple load mechanism for easy cleaning

Accessories

| Item Number | Description |
|--------------|---|
| EP1305WP | Follower Plate for 20 kg (5 gallon pail) |
| EP1300LPS | Low Level Sensor |
| 651780-A3A-B | Fluid Regulator SS 3,000 psi |
| EP1415K | Fluid Regulator Install Kit with Gauge and Fittings |

Item Number

Description

EP1305N

Pump Electric 20 kg
(5 Gallon 15:1 220 VAC)

Specifications

| | |
|------------------------------------|---|
| Size | 500 x 400 x 1,200 mm 19.68 x 15.74 x 47.24" |
| Height Adjustment | 755 mm min-1200 mm max (29.72" min x 47.24" max) |
| Power Input for Sensing | 220 VAC, 50 - 60 Hz, 20 watts |
| Air Input Pressure | 30 - 100 psi |
| Maximum Output Pressure | 996 psi max |
| Fluid Viscosity Range | 10,000 - 600,000 cps |
| Minimum Volume/Stroke | 0.01 cc/shot |
| Max Operating Pressure | 50 °C |
| Air Inlet/Fluid Outlet Size | 1/4" NPT (f) |
| Wetted Parts | 304 and 17-4 pH Stainless Steel, PTFE, Viton®, PEEK |
| Weight | 24 kg (52.8 lb) |

EP1310C Single Cartridge Pump System

A powerful, medium-ratio system for controlled fluid transfer from 1/10th gallon (310 ml) plastic cartridges. Suitable for silicone-type fluids, this low-pulse pump design can be used with a dispense valve or connected to an automatic production robot for controlled dispensing applications.

The EP1310C is designed to easily transfer material for controlled dispensing via a high pressure valve, providing a maximum of 995 psi regulated material pressure. The cartridge is contained with a metal-jacketed cylinder.



Features

- Material delivered air free
- Wipe-clean action
- High-pressure regulation
- Pressure piston assist with adjustable piston pressure
- Electrical extruder motor
- Simple load mechanism for easy cleaning and easy automatic systems hook up

| Item Number | Description |
|-------------|-------------|
|-------------|-------------|

| | |
|---------|-----------------------------|
| EP1310C | Pump Electric 1/10th Gallon |
|---------|-----------------------------|

Specifications

| | |
|------------------------------------|---|
| Size | 225 x 170 x 649 mm 8.86 x 6.69 x 25.55" |
| Pump Input for Sensing | 220 VAC, 50 - 60 Hz, 20 watts |
| Air Input Pressure | 30 - 100 psi |
| Maximum Output Pressure | 995 psi |
| Fluid Viscosity Range | 10,000 - 600,000 cps |
| Ratio | 15 |
| Minimum Volume/Stroke | 0.01 cc/shot |
| Air Consumption | 80 l/min |
| Cartridge Size | 300 - 310 ml |
| Air Inlet/Fluid Outlet Size | 1/4" NPT (f) |
| Wetted Parts | 304 and 17-4 ph Stainless Steel, PTFE, Viton®, and PEEK seals |
| Weight | 15 kg (33 lb) |

EP1320C Dual Cartridge Pump System

A powerful, medium-ratio system for controlled fluid transfer from 1/10th gallon (310 ml) plastic cartridges. Suitable for silicone-type fluids. The system integrates a dual (A+B) tandem cartridge arrangement for continuous-flow management. A low-pulse pump design allows automatic control of dispensing applications. The EP1320C is designed to easily transfer material for controlled dispensing via a high pressure valve.

Rated at 15:1 the system provides a maximum of 995 psi regulated material pressure. The A + B cartridge management automatically switches from either A to B or B to A when the cartridge is exhausted. Cartridges are contained in metal-jacketed cylinders.



Features

- Material delivered air-free
- Wipe-clean action
- High-pressure regulation and adjustable pressure piston assist
- Electrical extruder motor
- Easy hook up for automatic systems

| Item Number | Description |
|-------------|---|
| EP1320C | Dual Cartridge Pump System 1/10th Gallon |

Specifications

| | |
|------------------------------------|--|
| Size | 272 x 288 x 649 mm (10.71 x 11.34 x 25.55") |
| Pump Input for Sensing | 220 VAC, 50 - 60 Hz, 20 watts |
| Air Input Pressure | 30 - 100 psi |
| Maximum Output Pressure | 995 psi |
| Fluid Viscosity Range | 10,000 - 600,000 cps |
| Minimum Volume/Stroke | 0.01 cc/shot |
| Air Consumption | 80 l/min |
| Air Inlet/Fluid Outlet Size | 1/4" NPT (f) |
| Wetted Parts | 304 and 17-4 ph Stainless Steel, PTFE, Viton®, and PEEK seals |
| Weight | 18 kg (40 lb) |

Fittings, Hoses, & Accessories

A selection of the most popular fittings, hoses, manifolds, regulators, and mufflers to fit your individual application needs.


















RESERVOIRS/PUMPS



Standard Plastic Fittings

| | Item Number | Description | Material/Color |
|---|--------------|--|----------------|
|  | 560714 | Elbow 1/4" O.D. Tube x 1/8" NPT Male | White |
| | 560748 | Elbow 1/4" O.D. Tube x 1/4" NPT Male | White |
| | 914 | Elbow 3/8" O.D. Tube x 1/4" NPT Male | White |
|  | 560714-BLACK | Elbow 1/4" O.D. Tube x 1/8" NPT Male | Black |
| | 560748-BLACK | Elbow 1/4" O.D. Tube x 1/4" NPT Male | Black |
|  | 560715 | Straight 1/4" O.D. Tube x 1/8" NPT Male | White |
| | 560656 | Straight 1/4" O.D. Tube x 1/4" NPT Male | White |
| | 7610 | Straight 3/8" O.D. Tube x 1/8" NPT Male | White |
| | 913 | Straight 3/8" O.D. Tube x 1/4" NPT Male | White |
|  | 560715-BLACK | Straight 1/4" O.D. Tube x 1/8" NPT Male | Black |
| | 560656-BLACK | Straight 1/4" O.D. Tube x 1/4" NPT Male | Black |
| | 7610BP | Straight 3/8" O.D. Tube x 1/8" NPT Male | Black |
| | 913-BLACK | Straight 3/8" O.D. Tube x 1/4" NPT Male | Black |
|  | 560657 | Straight Coupling 1/4" O.D. Tube x 1/4" NPT Female | White |
| | 560726 | Straight Coupling 3/8" O.D. Tube x 1/4" NPT Female | White |
|  | 561821 | Elbow Female Luer Lock x 1/8" NPT Male | Clear |
|  | 561821-BLACK | Elbow Female Luer Lock x 1/8" NPT Male | Black |
|  | 5801451 | Female Luer Lock Fitting x 1/4" NPT | Black |
|  | 5801452 | Female Luer Lock x 0.170" Barb | Natural |
|  | 5801453 | Male Luer Lock x 0.170" Barb | Natural |
|  | 5801454 | Female Luer Lock Coupling | Natural |
|  | 561085 | Female Luer Lock Fitting x 1/4" Barb | Clear |
|  | 561086 | Male Luer Lock Fitting x 1/4" Barb | Clear |

Standard Plastic Fittings

| | Item Number | Description | Material/Color |
|---|-------------|---|---------------------|
|  | 560914 | Male Luer Lock x 10-32" NPT 50 UNF | Clear |
| | 560936 | Male Luer Lock x 1/4"-28 NPT 50 UNF | Clear |
|  | 560733 | 1/4"-28 UNF Male to Female Luer Lock Connector | Clear |
| | 560734 | Reducer 1/4"-28 UNF Female x 1/4" NPT Male | Clear |
|  | 561861 | Reducer 1/8" NPT Female x 1/4" NPT Male | Clear |
| | 560950N | Reducer 1/4"-28 UNF x 1/8" NPT Male | White |
|  | 560906N | T Fitting 5/32" I.D. x 1/4" O.D. Tube | Nylon/White |
|  | 561402N | Barbed Elbow x 1/8" NPT Male | Nylon/Natural |
|  | 561401 | Barbed Fitting x 1/8" NPT Female | Nylon/Natural |
|  | 560710 | Luer Lock Cap Male | Clear |
|  | 561105 | Street Elbow 1/4" NPT Female x 1/4" NPT Male | P.E./Clear |
|  | 2004BA | Female Quick Connect to Barb Fitting 5/32" I.D. x 1/4" O.D. | Black |
| | 561427H | Female Quick Connect to Barb Fitting 1/8" x 1/4" O.D. | Black |
|  | 5606035 | Male Quick Connect for 0.093" I.D. Tubing | Black |
| | 5601064 | Male Quick Connect for 1/8" I.D. Tubing | Black |
|  | 5606038 | 1/4" Stem x 5/32" Barb | Green |
|  | 560546 | Cartridge Adapter 1/4" NPT Female | White Polyethylene |
|  | 562317 | Cartridge Adapter 1/4" NPT x 13/16"-14 UNC | Black Acetal |
|  | 561129 | Cartridge Adapter 1/4" NPT x 5/8"-11 UNC | White Acetal |
|  | 5801450 | Male Luer Lock x 1/4" NPT Male Adapter | White Polypropylene |
|  | 5801449 | Male Luer Lock x 1/4" NPT Male Adapter | Black Polypropylene |
|  | A-10001-OT | Male Luer Lock x M8 Male Adapter | White Polypropylene |

Standard Metal Fittings

| | Item Number | Description | Material/Color |
|---|-------------|--|-----------------|
|  | 561129-SS | Cartridge Adapter 1/4" NPT x 5/8"-11 UNC | Stainless Steel |
|  | 5801420 | Male Luer Lock x 1/4" NPT Male Adapter | Metal |
| | 560953 | Male Luer Lock x 1/8" NPT Male Adapter | Metal |
|  | 560716 | Nipple 1/4" NPT Male | Brass |
| | 560718 | Nipple 1/8" NPT Male | Brass |
|  | 560614 | Reducing Nipple 1/4" NPT Male to 1/8" NPT Male | Brass |
|  | 560719 | Bushing 1/4" NPT Male x 1/8" NPT Female | Brass |
| | 560924 | Bushing 3/8" NPT Male x 1/4" NPT Female | Brass |
| | 560717 | Bushing 1/2" NPT Male x 1/4" NPT Female | Brass |
| | 560759 | Bushing 3/4" NPT Male x 1/4" NPT Female | Brass |
|  | 560727 | Adapter 1/8" NPT Male x 1/4" NPT Female | Brass |
|  | 5607277SS | Adapter 1/8" NPT Male x 1/4" NPT Female | Stainless Steel |
|  | 560634 | 1/4" NPT Female Coupling | Brass |
|  | 560747 | Elbow 1/4" NPT Male x 1/4" NPT Female | Brass |
|  | 560945 | Street T 1/4" NPT Male x 1/4" NPT Female | Brass |
|  | 560757 | Hex Head Plug 1/4" NPT Male | Brass |
| | 560758 | Hex Head Plug 3/8" NPT Male | Brass |
|  | 560701 | Straight Barbed Fitting 1/8" I.D. Tube x 1/8" NPT Female | Brass |
|  | 560704 | Straight Barbed Fitting 1/8" I.D. Tube x 1/4" NPT Male | Brass |
|  | 560737 | Straight Barbed Fitting 1/4" I.D. Tube x 1/4" NPT Male | Brass |
|  | 560728 | Barbed Elbow 1/8" I.D. Tube x 1/8" NPT Female | Brass |
|  | 560732 | Barbed Elbow 1/8" I.D. Tube x 1/8" NPT Male | Brass |
| | 560713 | Barbed Elbow 1/8" I.D. Tube x 1/4" NPT Male | Brass |
|  | 560724 | Elbow 1/4" NPT Male x 1/4" NPT Male | Brass |
|  | 560724SS | Elbow 1/4" NPT Male x 1/4" NPT Male | Stainless Steel |
|  | 560729 | Elbow 1/4" NPT Male x 1/8" NPT Female | Brass |

Specialty Fittings

| | Item Number | Description | Material/Color |
|---|---------------|--|----------------|
|  | 560746A | Straight 1/4" O.D. Push Connector x 1/4" NPT Male | Metal |
| | 561694 | Straight 1/4" O.D. Push Connector x 1/8" NPT Male | Metal |
|  | 560762 | Straight 1/4" O.D. Compression Fitting x 1/4" NPT Male | Brass |
|  | 560725 | Swivel Elbow 1/4" O.D. Push Connector x 1/8" NPT Male | Metal |
|  | 561964 | Swivel Elbow 1/4" O.D. Push Connector x M5 Male | Black |
|  | 5779K712 | Push Connect Air Fitting (1/4" stem x 5/32" tube O.D.) | Black |
|  | 580057 | Female Quick Connect x 1/4" NPT Male | Black |
|  | 51495K173 | 1/4" O.D. Push to Connect Air Plug | Black |
|  | 560795 | T for 1/4" O.D. Tube | Metal |
|  | 560784 | 1/4" Push Connect Socket x 1/4" NPT Female | Metal |
|  | 560785 | 1/4" Plug x 1/4" NPT Male | Metal |
|  | 560703 | 1/4" Plug x 1/4" NPT Female | Metal |
|  | 5601062 | Hose Clamp 1/4" Tube | Metal |
|  | 560779 | Pressure Regulator 0 - 100 psi | Black |
|  | 560934B | Pressure Gauge 0 - 100 psi - 1/8" NPT Side Mount | Black |
|  | 560611 | Pressure Gauge 0 - 30 psi - 1/8" NPT Top Mount | Black |
|  | 561399-NON IJ | Pressure Gauge 0 - 100 psi - 1/8" NPT Panel Mount | Black |
|  | 561193B | Pressure Gauge 0 - 15 psi - 1/8" NPT Panel Mount | Black |
|  | 561871B | Vacuum Gauge 0 - 30 psi - 1/8" NPT Panel Mount | Black |
|  | 560616-50 | Pressure Relief Valve 50 psi Max - 1/8" NPT | Brass |
|  | 560763 | Pressure Relief Valve 125 psi Max - 1/4" NPT | Brass |
|  | 560949 | Slide Air Valve | Brass |

Air Manifold

Air manifolds provide the capacity of connecting up to four valves to one dispenser.

| Item Number | Description |
|-------------|------------------------------------|
| 560057 | 4 Port Air Manifold (1/4" Tube) |
| 51495K173 | 1/4" O.D. Push to Connect Air Plug |



Tube Fluid Manifold

Fluid manifolds provide the capability of supplying material from one reservoir to up to four valves. Suitable for 1/4" or 3/8" tubing.

| Item Number | Description |
|-------------|-----------------------------------|
| 560542-1/4 | 4 Port Fluid Manifold (1/4" Tube) |
| 560542-3/8 | 4 Port Fluid Manifold (3/8" Tube) |
| EA4P | Threaded Square Plug PE |



Luer Lock Fluid Manifold

Fluid manifolds provide the capability of supplying material from one reservoir to up to four valves. Suitable for use with 1/4" or 3/8" O.D. fluid feed tubing.

| Item Number | Description |
|--------------|---|
| 560542LL | 4 Port Fluid Manifold (Luer Lock) |
| 8001039 | Pointed Tip Cap |
| 913-BLACK | Straight 3/8" O.D. Tube x 1/4" NPT Male |
| 560656-BLACK | Straight 1/4" O.D. Tube x 1/4" NPT Male |
| 5801449 | Male Luer Lock x 1/4" NPT Male Adapter |



Mufflers for Benchtop Controllers

Mufflers filter air output up to 0.5 microns and provide muffling of exhaust air where reduced operating noise is required.

| Item Number | Description |
|-------------|---|
| 560024 | Clean Room Filter Muffler (1/4" O.D.) |
| 560024DC | Clean Room Muffler for DC Controllers (10-32 UNF) |



Air Filter Regulator

Air Filter Regulator assembly is designed to remove moisture and particulates from compressed air sources up to 5 microns. Recommended for use with Fisnar controllers and reservoirs.



| Item Number | Description |
|-------------|---------------------|
| 560567 | 5 Micron Air Filter |

Air Filter Regulator with Coalescer

Air Filter Regulator assembly with coalescer provides extra filtration for capturing remaining moisture and oils up to 5 microns. Generally suggested when dispensing cyanoacrylate adhesives.



| Item Number | Description |
|-------------|---|
| 560567C | 5 Micron Air Filter Regulator Assembly with Coalescer |

Air Pressure Regulator

Pressure regulator for cartridge reservoirs and syringes when constant pressure is required.



| Item Number | Description |
|-------------|---|
| 560779SK | Air Regulator Assembly for Syringe Barrel Adapter |

Tubing

Fluid tubing is available in a range of sizes, colors, and materials for a variety of dispensing requirements. Bulk roll sizes also available.

| | Item Number | Descriptions | Material/Color |
|--|----------------|----------------------------------|----------------------|
|  | 560722-10FT | 0.250" O.D. x 0.188" I.D. Tubing | PTFE/Natural |
|  | 5601060-10FT | 1/4" O.D. x 1/8" I.D. Tubing | PVC/Clear |
|  | 560750-10FT | 3/8" O.D. x 3/16" I.D. Tubing | PVC/Clear |
|  | 560705-10FT | 1/4" O.D. x 0.145" I.D. Tubing | Polyurethane/White |
|  | 561400-10FT | 1/4" O.D. x 1/8" I.D. Tubing | Polyurethane/Blue |
|  | 5606030-100FT | 0.152" O.D. x 0.093" I.D. Tubing | Polyurethane/Clear |
|  | 561415-IJ-10FT | 1/4" O.D. x 0.170" I.D. Tubing | Polyethylene/Natural |
|  | 561416-10FT | 3/8" O.D. x 1/4" I.D. Tubing | Polyethylene/Natural |
|  | 560743-10FT | 1/4" O.D. x 0.170" I.D. Tubing | Polyethylene/Black |
|  | 560744-10FT | 3/8" O.D. x 1/4" I.D. Tubing | Polyethylene/Black |
|  | 562066-10FT | 6 mm O.D. x 4 mm I.D. Tubing | Polyethylene/Natural |



Robotics



F1300N Rotary Table

The F1300N rotary table provides an efficient method of dispensing a circular pattern on areas that are difficult to access. The tilting Z-axis allows for controlled rotary dispensing at a fixed angle.

Used for dispensing adhesives, silicones, greases, and lubricants, the F1300N is fully adjustable in rotation speed, circle diameter, and dispensing time. Dispense from barrels, cartridges, or valves mounted on the Z-axis.

The Z-axis tilt is easily adjusted to dispense either on a vertical wall within a cylindrical part or on an outside wall. The system is fully programmable to control dispense delay, degree of rotation, and wait period before cycling.

Features

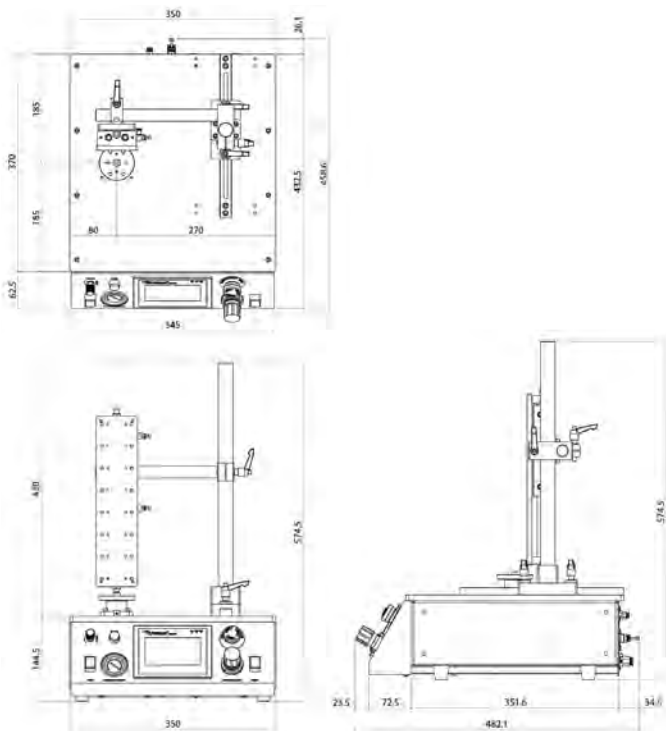
- Touch screen LCD display for easy set up and operation
- Fully programmable for accurate dispensing
- 9 user programmable memories
- Password-protected operator lock-out mode
- I/O interface



| Item Number | Description |
|-------------|--------------|
| F1300N | Rotary Table |

Specifications

| | |
|-------------------------|--|
| Item Number | F1300N |
| Cycle Initiation | Manual or Automatic |
| Vertical Travel | 50 mm (2") other lengths optional |
| Rotation Speed | 0 - 60rpm |
| Air Input | 70 - 100 psi (5 - 7 bar) |
| Air Output | 1 - 100 psi (5 - 7 bar) |
| Dimensions (WxDxH) | 350 x 482 x 575 mm (13.8 x 19 x 22.6") |
| Work Load | 2 kg (4.4 lb) |
| Tool Load | 10 kg (22 lb) |
| Working Area (Diameter) | 300 mm (12") |
| Weight | 11 kg (24.3 lb) |



F4200N.2 Compact Benchtop Robot

The F4200N.2 is a compact, ergonomic, and economically priced benchtop robot, to support most light-duty entry level dispensing applications which require a high performance standard.

Programming the F4200N.2 robot is simple with the included teach pendant and user-friendly proprietary software. This allows a sophisticated dispensing operation to be created and operational in minutes.

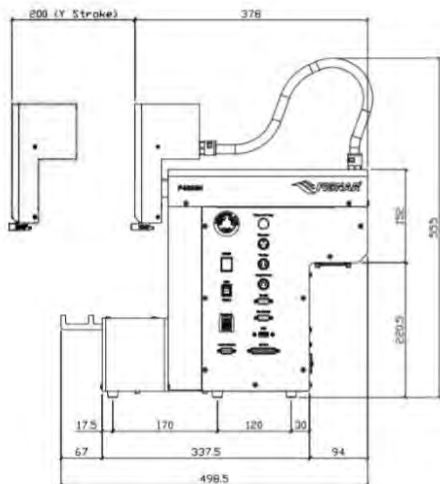
The optional automatic tip-alignment and height detect device further improve machine performance by increased productivity and process control.

The F4200N.2 robot can be supplied individually or as a complete stand-alone machine system by integrating into a safety enclosure.*

**Required to conform to European CE safety regulations (Machinery Directive 2006/42/EC).*

Features

- Repeatability 0.02 mm
- Small footprint for bench space reduction
- Step and repeat functionality
- USB port for data transfer and back up
- Optional PC programming



| Item Number | Description |
|-------------|-------------|
|-------------|-------------|

| | |
|----------|------------------------|
| F4200N.2 | Compact Benchtop Robot |
|----------|------------------------|

Specifications

| | |
|----------------------------------|---|
| Item Number | F4200N.2 |
| Working Area (X/Y/Z) | 200 x 200 x 50 mm |
| Maximum Speed (X&Y/Z) | 500 / 200 mm / secs |
| Work Load | 3 kg |
| Tool Load Z-Axis | 2 kg |
| Repeatability | +/- 0.02 mm / axis |
| Resolution | 0.001 mm / axis |
| Motion Control | PTP & CP |
| Drive System | Micro stepping motors |
| Data Memory | 1 - 100 programs 50,000 points/program |
| I/O Signals | 8 inputs / 8 outputs |
| External Interface | USB / RS232 |
| Power Supply | Auto-switching AC 100 - 240 VAC, 320 watts |
| Dimensions (WxDxH) | 324 x 499 x 480 mm (12.75 x 19.7 x 18.9") |
| Weight | 17 kg (37.5 lb) |

F4000 ADVANCE Series 3-Axis Robot

Fisnar F4000 ADVANCE 3-axis benchtop robots are designed to ensure precise fluid placement and positioning. When configured with a syringe, cartridge, or valve system, a high level of accuracy and repeatability is achieved. Specifically built for fluid dispensing processes, the F4000 ADVANCE proprietary robot software is user friendly and enables the creation of complex dispensing routines (dots, lines, circles, arcs, and fills) that can be set up and operational in just minutes using the teach pendant (included).

The proprietary windows programming software allows for DXF files to be imported into the software and have dispense lines or dots quickly created from the imported CAD data. This feature dramatically reduces programming time for complex dispense patterns or when there is a high number of dispense positions.

The F4000 ADVANCE can be supplied individually or as a complete stand-alone machine system by integrating into a safety enclosure.*

**Required to conform to European CE safety regulations (Machinery Directive 2006/42/EC).*

Features

- Modular connectivity for easy installation of accessories at any time such as the CCD vision kit, tip-alignment, or height sensor
- USB port for data transfer and back up
- Program selector switch and fluid purge button
- True 3D interpolation and simultaneous motion control
- Teach pendant included for easy programming



Models

| Item Number | Description |
|----------------|--|
| F4303N ADVANCE | 3-Axis Robot 300x300x100 mm Work Area |
| F4403N ADVANCE | 3-Axis Robot 400x400x100 mm Work Area |
| F4503N ADVANCE | 3-Axis Robot 500x500x150 mm Work Area |
| F4603N ADVANCE | 3-Axis Robot 600x500x150 mm Work Area |

Benefits

- High positional accuracy improves dispense results
- Proprietary user-friendly software allows programs to be easily and quickly set up using the teach pendant or PC
- Increased productivity due to faster cycle times and less rejects
- Windows software provides greater control and visibility of complete dispense program

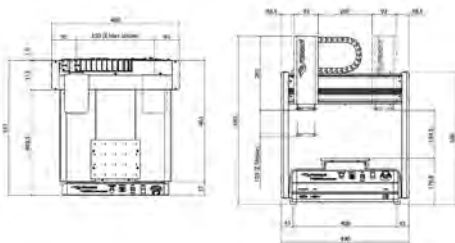
F4000 ADVANCE Series 3-Axis Robots

Specifications


| Item Number | F4303N ADVANCE | F4403N ADVANCE | F4503N ADVANCE | F4603N ADVANCE |
|-------------------------------------|--|---------------------------------------|---------------------------------------|---------------------------------------|
| Maximum Working Area (X/Y/Z) | 300 x 300 x 100 mm (12 x 12 x 4") | 400 x 400 x 100 mm (16 x 16 x 4") | 500 x 500 x 150 mm (20 x 20 x 6") | 600 x 500 x 150 mm (24 x 20 x 6") |
| Maximum Speed (X&Y/Z) | 800 / 320 mm / secs (31 / 13" / secs) | | | |
| Work Load | 10 kg (22 lb) | | | |
| Tool Load | 5 kg (11 lb) | | | |
| Repeatability | +/- 0.008 mm** | | | |
| Motion Control | PTP & CP | | | |
| Drive System | 3-phase micro stepping motors | | | |
| Data Memory | 1 - 100 programs 1 - 50,000 points / program | | | |
| I/O Signals | 8 inputs / 8 outputs | | | |
| External Interface | USB / RS232 | | | |
| Power Supply | Auto-switching AC 100 - 240 VAC, 320 watts | | | |
| Dimensions (WxDxH) | 490 x 517 x 645 mm (19 x 20 x 25") | 590 x 617 x 645 mm (23 x 24 x 25") | 690 x 717 x 815 mm (27 x 28 x 32") | 810 x 717 x 815 mm (32 x 28 x 32") |
| Weight | 21 kg (46 lb) | 39.5 kg (87 lb) | 44.5 kg (98 lb) | 47kg (104 lb) |
| Approvals | CE, RoHS, WEE | | | |

**Repeatability value will vary depending on measurement method.

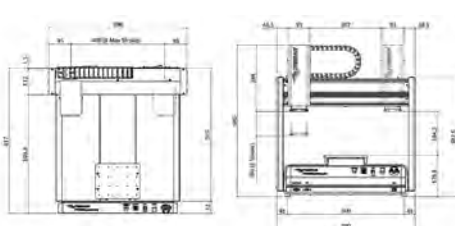
F4303N ADVANCE



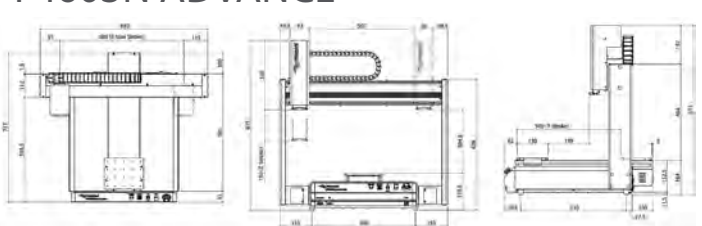
F4503N ADVANCE



F4403N ADVANCE



F4603N ADVANCE



F4000 ELITE Series 3-Axis Robot

Fisnar F4000 ELITE 3-axis benchtop robots are designed to offer the highest level of precise automated fluid placement and positioning.

The CCD camera vision system and laser height sensor (sold separately) allow the system to automatically adjust for changes in part position/orientation and height.

Specifically built for fluid dispensing processes, the F4000 ELITE proprietary robot vision software is user friendly and enables the set-up and running of complex dispensing routines to be created easily.

The additional auxiliary camera allows for real-time viewing, image capturing, and recording of the dispense path.

Additional functionality features CAD import and an offline measuring tool to further improve the user's control of the dispensing process.

The F4000 ELITE can be supplied individually or as a complete stand-alone machine by integrating into a safety enclosure.

**Required to conform to European CE safety regulations (Machinery Directive 2006/42/EC).*

Features

- Dual linear guide and ball screw mechanism
- Servomotor drive control with closed loop encoder feedback
- CCD camera vision & PC kit with automated tip-alignment
- Laser Height Detect Kit included
- Fiducial Recognition System
- Real-time preview & recording of dispense cycle path
- Process functionality tools such as CAD import, measuring & image capture/recording



Models

| Item Number | Description |
|--------------|---|
| F4303N ELITE | 3-Axis Robot - 300x300x100 mm Work Area |
| F4403N ELITE | 3-Axis Robot - 400x400x100 mm Work Area |

Benefits

- Highest level of positional repeatability +/- 0.003 mm improves dispense results
- Proprietary user-friendly camera vision software ensures a quicker and easier learning curve for users to set-up dispense programs
- Increased productivity due to faster cycle times and less rejects
- More precise and accurate dispense results regardless of dimensional variations of component parts
- Improved process control and quality due to additional software functionality tools

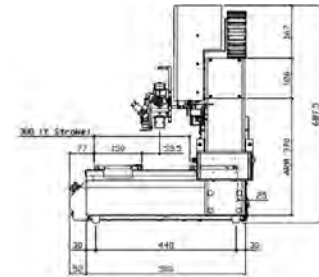
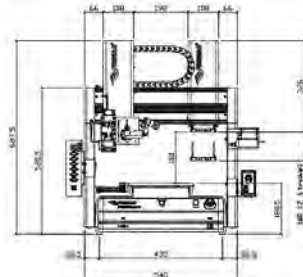
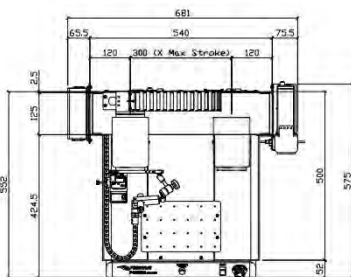
F4000 ELITE Series 3-Axis Robots

Specifications

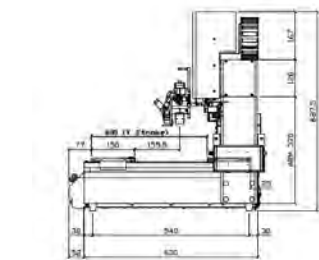
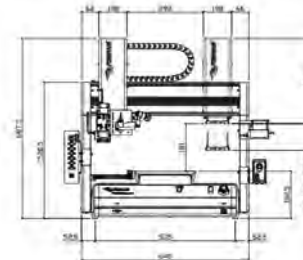
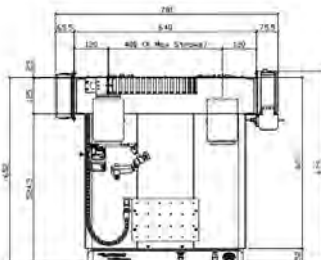
| Item Number | F4303N ELITE | F4403N ELITE |
|------------------------------|--|---|
| Maximum Working Area (X/Y/Z) | 300 x 300 x 100 mm (12 x 12 x 4") | 400 x 400 x 100 mm (16 x 16 x 4") |
| Maximum Speed (X&Y/Z) | 800 / 250 mm / secs | |
| Work Load | 25 kg (55 lb) | |
| Tool Load | 6 kg (13 lb) | |
| Repeatability | +/- 0.003 mm** | |
| Motion Control | PTP & CP | |
| Drive System | Servo Motor | |
| Data Memory | PC Storage | |
| I/O Signals | 8 inputs / 8 outputs | |
| External Interface | USB / RS232 | |
| Power Supply | Auto-switching AC 100 - 240 VAC, 320 watts | |
| Dimensions (WxDxH) | 681 x 575 x 687.5 mm (27 x 23 x 27") | 781 x 675 x 687.5 mm (31 x 26.5 x 27") |
| Weight | 49 kg (108 lb) | 54 kg (119 lb) |
| Approvals | CE, RoHS, WEE | |

**Repeatability value will vary depending on measurement method.

F4303N ELITE



F4403N ELITE



F4000 ADVANCE Series 4-Axis Robot

Fisnar F4000 ADVANCE series 4-axis benchtop robots are designed to ensure precise fluid placement and positioning.

Specifically made for fluid dispensing processes, the F4000 ADVANCE proprietary robot software is user friendly and enables the creation of complex dispensing routines (dots, lines, circles, arcs, and fills) that can be set up and operational in just minutes using the teach pendant (included).

The additional 4th rotational (R) axis allows for dispensing at a user-specified, fixed angle around the 360° rotational plane, allowing it to access hard-to-reach areas and vertical surfaces.

The F4000 ADVANCE can be supplied individually or as a complete stand-alone system by integrating into a safety enclosure.*

**Required to conform to European CE safety regulations (Machinery Directive 2006/42/EC).*



Models

| Item Number | Description |
|----------------|--|
| F4304N ADVANCE | 4-Axis Robot 300x300x150 mm Work Area |
| F4404N ADVANCE | 4-Axis Robot 400x400x150 mm Work Area |
| F4504N ADVANCE | 4-Axis Robot 500x500x150 mm Work Area |
| F4604N ADVANCE | 4-Axis Robot 600x500x150 mm Work Area |

Features

- Integral tip position adjustment routine
- USB port for data transfer and back-up
- Program selector switch and fluid purge button
- True 3D interpolation and simultaneous motion control
- Modular connectivity design for the simple installation of productivity enhancement tools

Benefits

- High positional accuracy improves dispense results
- Proprietary user-friendly software allows programs to be easily and quickly set up using the teach pendant
- Increased productivity due to faster cycle times and less rejects

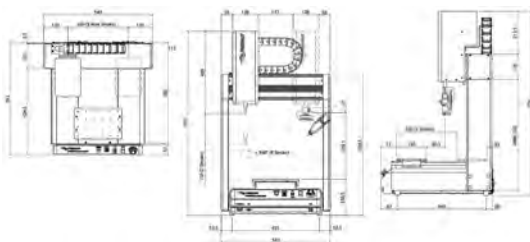
F4000 ADVANCE Series 4-Axis Robots

Specifications

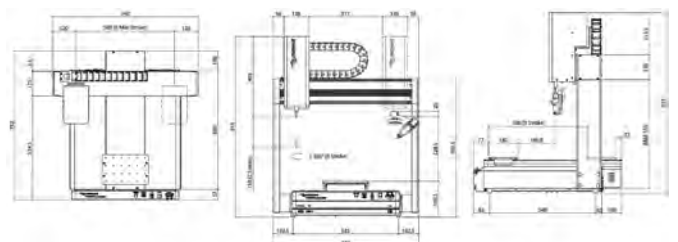
| Item Number | F4304N ADVANCE | F4404N ADVANCE | F4504N ADVANCE | F4604N ADVANCE |
|-------------------------------------|--|---------------------------------------|---------------------------------------|---------------------------------------|
| Maximum Working Area (X/Y/Z) | 300 x 300 x 150 mm (12 x 12 x 6") | 400 x 400 x 150 mm (16 x 16 x 6") | 500 x 500 x 150 mm (20 x 20 x 6") | 600 x 500 x 150 mm (24 x 20 x 6") |
| Max Working Area (R) | +/- 720° | | | |
| Maximum Speed (X&Y/Z) | 800 / 320 mm / secs (31 / 13" / secs) | | | |
| Maximum Speed (R) | 720° / secs | | | |
| Work Load | 10 kg (22 lb) | | | |
| Tool Load | 5 kg (11 lb) | | | |
| Repeatability | +/- 0.008 mm** | | | |
| Motion Control | PTP & CP | | | |
| Drive System | 3-phase micro stepping motors | | | |
| Data Memory | 1 - 100 programs 1 - 50,000 points / program | | | |
| I/O Signals | 8 inputs / 8 outputs | | | |
| External Interface | USB / RS232 | | | |
| Power Supply | Auto-switching AC 100 - 240 VAC, 320 watts | | | |
| Dimensions (WxDxH) | 540 x 552 x 914 mm (21 x 22 x 36") | 640 x 652 x 914 mm (25 x 30 x 36") | 740 x 752 x 914 mm (29 x 30 x 36") | 860 x 752 x 914 mm (32 x 30 x 36") |
| Weight | 41 kg (90 lb) | 46 kg (101 lb) | 48 kg (106 lb) | 52 kg (115 lb) |
| Approvals | CE, RoHS, WEE | | | |

**Repeatability value will vary depending on measurement method.

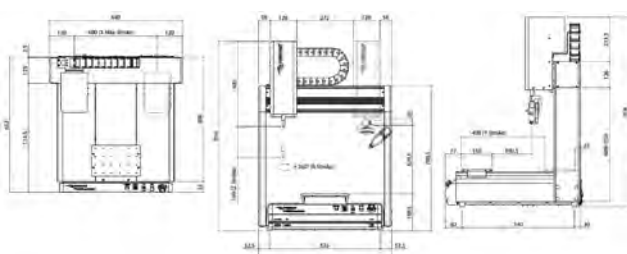
F4304N ADVANCE



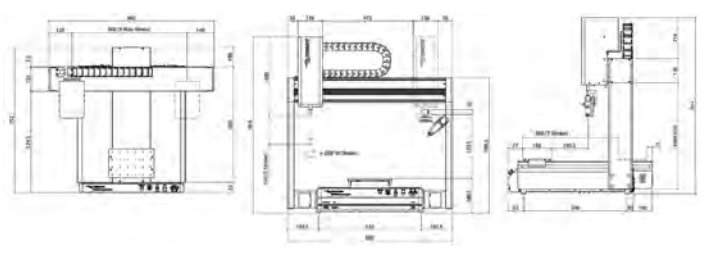
F4504N ADVANCE



F4404N ADVANCE



F4604N ADVANCE



F4000 ADVANCE 5-Axis Robot

Fisnar F4000 ADVANCE 5-axis benchtop robot provides both a rotational vertical (B) axis and horizontal (U) axis for applying adhesives and sealants on curved, vertical, or difficult to reach applications.

The F4000 ADVANCE proprietary robot software is user friendly and enables the creation of complex dispensing routines (dots, lines, circles, arcs, and fills) that can be set up and operational in just minutes.

The 5-axis simultaneous positioning is also ideal for dispensing around ledges, lips, and inside channels with form-in-place gasketing materials or staking/ruggedizing electrical components on a PCB with a silicone RTV material. The F4000 ADVANCE can be supplied individually or as a complete stand-alone machine system by integrating into a safety enclosure.*

**Required to conform to European CE safety regulations (Machinery Directive 2006/42/EC).*



Features

- Integral tip position adjustment routine
- USB port for data transfer and back-up
- Program selector switch and fluid purge button
- True 3D interpolation and simultaneous motion control
- Modular connectivity design for the simple installation of productivity enhancement tools

| Item Number | Description |
|----------------|--|
| F4505N ADVANCE | 5-Axis Robot 500x500x150 mm Work Area |

Benefits

- High positional accuracy improves dispense results
- Proprietary user-friendly robot software allows programs to be easily and quickly set up using the teach pendant or PC
- Increased productivity due to faster cycle times and less rejects

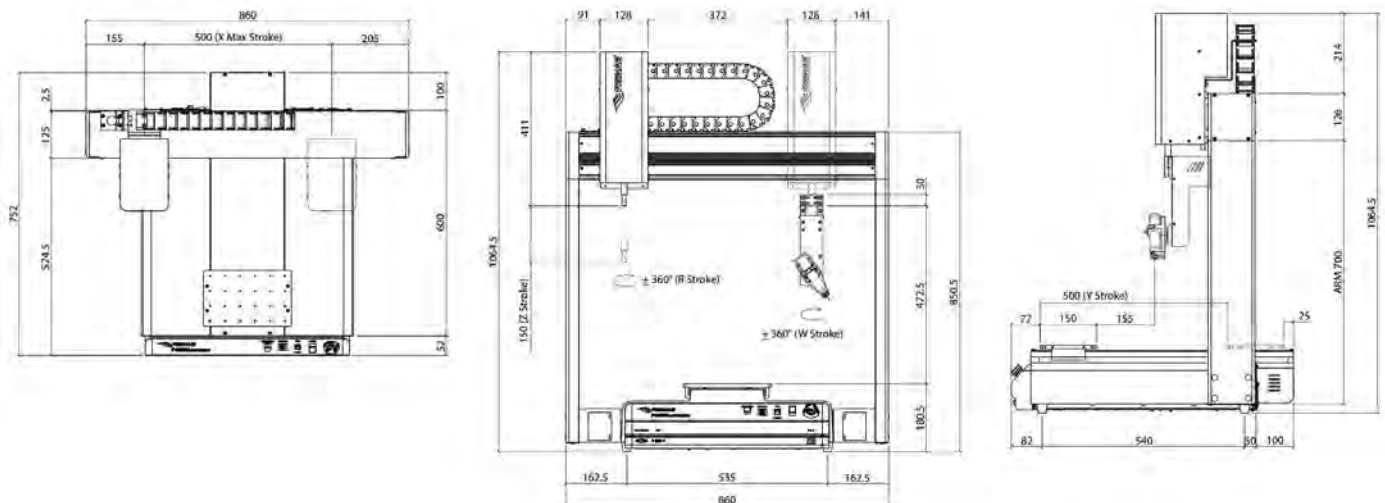
F4000 ADVANCE Series 5-Axis Robots

Specifications

| | |
|-------------------------------------|---|
| Item Number | F4505N ADVANCE |
| Maximum Working Area (X/Y/Z) | 500 x 500 x 150 mm (20 x 20 x 6") |
| Max Working Area (R) | +/- 720° |
| Maximum Speed (X&Y/Z) | 800 / 320 mm / secs (31 / 13" / secs) |
| Maximum Speed (R) | 720° / secs |
| Work Load | 10 kg (22 lb) |
| Tool Load | 1 kg (2.2 lb) |
| Repeatability | +/- 0.008 mm** |
| Motion Control | PTP & CP |
| Drive System | 5-phase micro stepping motors |
| Data Memory | 1 - 99 programs 1 - 50,000 points / program |
| I/O Signals | 8 inputs / 8 outputs |
| External Interface | USB / RS232 |
| Power Supply | Auto-switching AC 100 - 240 VAC, 320 watts |
| Dimensions (WxDxH) | 860 x 752 x 1,065 mm (34 x 30 x 42") |
| Weight | 48 kg (106 lb) |
| Approvals | CE, RoHS, WEE |

**Repeatability value will vary depending on measurement method.

F4505N ADVANCE



F4000 ADVANCE Series Dual Table Robot

F4000 ADVANCE dual table benchtop robots are designed to ensure precise fluid placement and positioning.

The unique dual-table design allows for high speed manufacturing due to the elimination of part changeover and loading time. This is made possible with the removal of finished parts and the loading of new parts on the fixture of one table, while the other table is being processed by the robot.

Furthermore, the dual-table design provides users the option to carry out two different dispensing routines sequentially, thus eliminating the requirement for batch production.

The F4000 ADVANCE can be supplied individually or as a complete stand-alone machine system by integrating into a safety enclosure.*

**Required to conform to European CE safety regulations (Machinery Directive 2006/42/EC).*



Models

| Item Number | Description |
|----------------|--|
| F4553N ADVANCE | 3-Axis Robot 500x500x100 mm Work Area |
| F4554N ADVANCE | 4-Axis Robot 500x500x150 mm Work Area |

Features

- Unique dual-table design for high speed manufacturing
- USB port for data transfer and back-up
- Program selector switch and fluid purge button
- True 3D interpolation and simultaneous motion control
- Modular connectivity interface

Benefits

- Dual-table design increases production rates
- Independent control of each table
- High positional accuracy improves dispense results
- Proprietary user-friendly robot software allows programs to be easily and quickly set up using the teach pendant
- Increased productivity due to faster cycle times and less rejects

F4000 ADVANCE Series Dual Table Robot

Specifications

| Item Number | F4553N ADVANCE | F4554N ADVANCE |
|------------------------------|--|------------------------------------|
| Maximum Working Area (X/Y/Z) | 500 x 500 x 100 mm (20 x 20 x 4") | 500 x 500 x 150 mm (20 x 20 x 6") |
| Maximum Working Area (R) | +/- 720° | |
| Maximum Speed (X&Y/Z) | 800 / 320 mm / secs (31 / 13" / secs) | |
| Maximum Speed (R) | 720° / secs | |
| Work Load | 10 kg (22 lb) | |
| Tool Load | 5 kg (11 lb) | |
| Repeatability | +/- 0.008 mm** | |
| Motion Control | PTP & CP | |
| Drive System | 3-phase micro stepping motors | |
| Data Memory | 1 - 100 programs 1 - 50,000 points / program | |
| I/O Signals | 8 inputs / 8 outputs | |
| External Interface | USB / RS232 | |
| Power Supply | Auto-switching AC 100 - 240 VAC, 320 watts | |
| Dimensions: (WxDxH) | 740 x 717 x 659 mm (30 x 28 x 26") | 740 x 717 x 916 mm (30 x 28 x 36") |
| Weight | 52 kg (115 lb) | 56 kg (123 lb) |
| Approvals | CE, RoHS, WEE | |

**Repeatability value will vary depending on measurement method.

F4553N ADVANCE



F4554N ADVANCE



F5000 3-Axis Series Gantry Robots

The F5000 series robots are compact and cost-effective gantry style robots with all moving axes above the work piece. The Unitop™ design is suitable for dispense applications requiring a configuration that provides open access under the robot.

These robots are ideal for conveyor-fed automation lines or installed into automated work cells. They are also advantageous when component weight or size prevent a conventional benchtop robot from being used.

Programming and control can be carried out via teach pendant, RS232, or proprietary PC software (sold separately).



| Item Number | Description |
|-------------|----------------------------|
| F5200N.2 | 3-Axis Inline Gantry Robot |
| F5300N.2 | 3-Axis Inline Gantry Robot |

Features

- Compact and lightweight gantry-style design
- Work area up to 300 x 300 mm
- Axis repeatability 0.02 mm
- Durable linear belt drive system for industrial applications
- USB port for data transfer
- RS232 port for remote operation
- Modular connectivity interface

Benefits

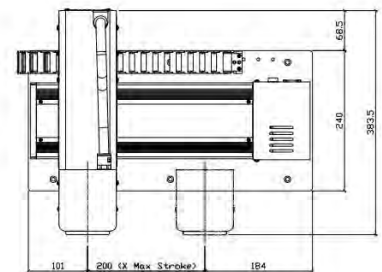
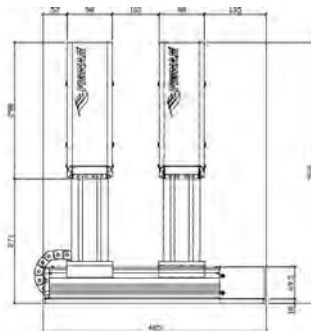
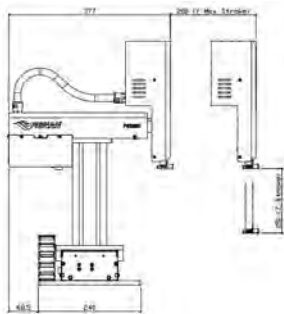
- Separate control box reduces robot footprint
- Separate control box allows robot to be used in vacuum chamber and glovebox work environments
- Open access under robot for dispensing onto oversize and heavy components
- Can be used as part of a conveyor-fed automation solution for increased throughput
- Proprietary offline robot PC software allows for basic programming, editing of robot programs plus a CAD import utility tool

F5000 3-Axis Series Gantry Robots

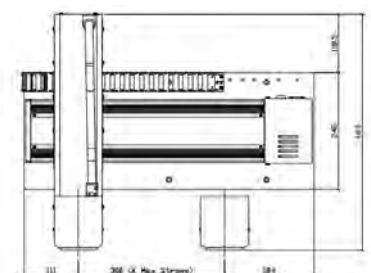
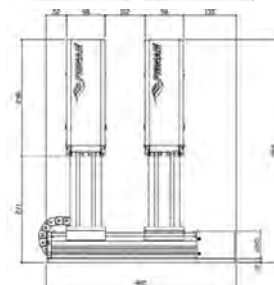
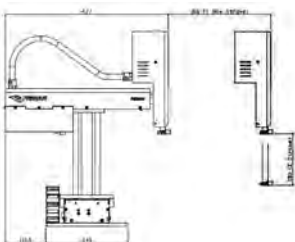
Specifications

| Item Number | F5200N.2 | F5300N.2 |
|------------------------------|--|---|
| Maximum Working Area (X/Y/Z) | 200 x 200 x 150 mm (8 x 8 x 6") | 300 x 300 x 150 mm (12 x 12 x 6") |
| Maximum Speed (X&Y/Z) | 500 / 320 mm / secs (20 / 13" / secs) | |
| Tool Load | 2 kg (4.4 lb) | |
| Repeatability | +/- 0.02 mm / axis | |
| Resolution | 0.001 mm / axis | |
| Motion Control | PTP & CP | |
| Drive System | Micro stepping motors | |
| Data Memory | 1 - 100 programs 50,000 points / program | |
| I/O Signals | 8 inputs / 8 outputs | |
| External Interface | USB / RS232 | |
| Power Supply | Auto-switching AC 100 - 240 VAC, 320 watts | |
| Dimensions (WxDxH) | 485 x 384 x 569 mm (19 x 15 x 22.5") | 595 x 483 x 569 mm (23.5 x 19 x 22.5") |
| Weight | 25 kg (55 lb) | 28 kg (62 lb) |
| Approvals | CE, RoHS, WEE | |

F5200N.2



F5300N.2



F6000 ADVANCE Series Gantry Robots

The F6000 ADVANCE gantry robotic systems can be easily integrated with in-line industrial automation. Gantry industrial robots have all their axes above the work area making them ideal for large dispensing applications.

The modular connectivity design allows Fisnar CCD vision system, tip alignment, and height detect kits to be easily incorporated onto the robot for increased productivity and performance.

Programming and control can be carried out via teach pendant, RS232, or proprietary PC software (sold separately).



Models

| Item Number | Description |
|--------------------|---|
| F6603N ADVANCE-110 | 3-Axis Gantry Robot 600x600x150 mm Work Area |
| F6603N ADVANCE-220 | 3-Axis Gantry Robot 600x600x150 mm Work Area |
| F6123N ADVANCE-110 | 3-Axis Gantry Robot 800x1,200x150 mm Work Area |
| F6123N ADVANCE-220 | 3-Axis Gantry Robot 800x1,200x150 mm Work Area |

Features

- Work area up to 800 x 1,200 mm
- Axis repeatability +/- 0.05 mm
- 20 kg Z-axis payload
- Z-axis motor brake mechanism
- Dual linear guide and ball screw mechanism
- Stepper motor drive system, with closed loop encoder feedback
- Modular connectivity interface
- 150 mm standoffs included for easy robot installation

Benefits

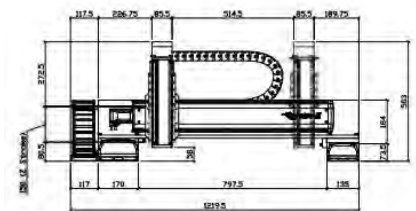
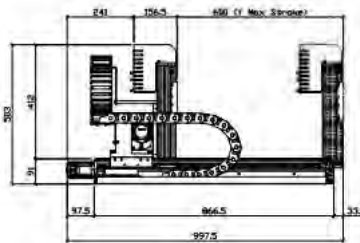
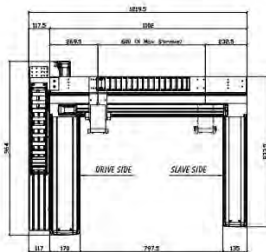
- Open access design for easy integration into conveyor-fed/inline automation lines
- Automating dispense applications on oversize and heavy components is possible due to unlimited workload
- Optional CCD camera vision system can be easily installed for easier programming & more precise dispense results
- Heavy duty rigid frame structure for use in industrious environments

F6000 ADVANCE Series Gantry Robots

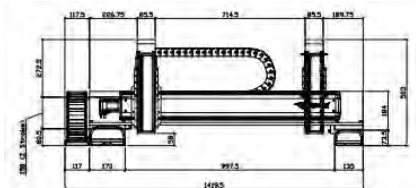
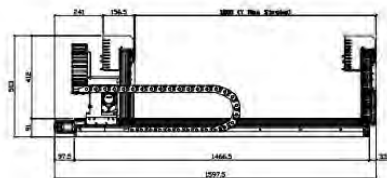
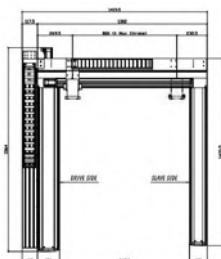
Specifications

| Item Number | F6603N ADVANCE-110 F6603N ADVANCE-220 | F6123N ADVANCE-110 F6123N ADVANCE-220 |
|------------------------------|--|---|
| Maximum Working Area (X/Y/Z) | 600 x 600 x 150 mm (24 x 24 x 6") | 800 x 1,200 x 150 mm (32 x 32 x 6") |
| Maximum Speed (X&Y/Z) | 800 / 320 mm / secs | |
| Tool Load | 20 kg (44 lb) | |
| Repeatability | +/- 0.05 mm | |
| Drive Mechanism | Dual Linear Guide / Ball Screw | |
| Drive System (X&Y Axis) | Closed loop stepper motor | |
| Drive System (Z Axis) | Closed loop stepper motor with brake | |
| Data Memory | 1 - 100 programs 50,000 points / program | |
| I/O Signals | 8 inputs / 8 outputs | |
| External Interface | USB / RS232 | |
| Power Supply | 100 - 115 VAC (F6603N-110 & F6123N-110) 200 - 230 VAC (F6603N-220 & F6123N-220) | |
| Dimensions (WxDxH) | 1,220 x 1,184 x 632 mm (48 x 46.6 x 24.9") | 1,420 x 1,784 x 632 mm (55.9 x 70.2 x 24.9") |
| Weight | 122 kg (269 lb) | 142 kg (313 lb) |
| Approvals | CE, RoHS, WEE | |

F6603N ADVANCE



F6123N ADVANCE



F8000 Series Gantry Robots

The F8000 series of robots are servo motor-driven, ball screw design, gantry robots. A heavy duty aluminum structure prevents flexing and vibration while maintaining functionality. Ideal for conveyor-fed applications.

Where applications require all moving axes to be above the workstation, the F8000 series provides the capability.



Custom robot sizes available upon request.

Models

| Item Number | Description |
|-------------|---|
| F8100N | 3-Axis Robot - 1,000x800x200 mm Work Area |
| F8104N | 4-Axis Robot - 1,000x800x200 mm Work Area |
| F8800N | 3-Axis Robot - 800x600x200 mm Work Area |
| F8804N | 4-Axis Robot - 800x600x200 mm Work Area |

Features

- AC servo motors
- Available in three and four axis models
- Repeatability of 0.02 mm
- Highly rigid frame structure
- Open access design for in-line operation
- 100 programs on board

Specifications

| Item Number | F8100N Series | F8800N Series |
|--------------------------------|--|--|
| Working Area (X/Y/Z) | 1,000 x 800 x 200 mm (+/- 360°) | 800 x 600 x 200 mm (+/- 360°) |
| Maximum Tool Load (R) | 5 kg (11 lb) | |
| Maximum Speed X&Y/Z | 1,000 & 500 mm / secs (360°) | |
| Repeatability (R) | +/- 0.02 mm / axis (+/- 0.058 ³) | |
| Resolution (R) | 0.001 mm (+/- 0.001°) | |
| Data Memory | 100 programs / 20,000 steps / 20,000 points | |
| Drive System | AC servo motor | |
| Motion Control | PTP & CP | |
| System I/O, User I/O | 24 inputs / 6 outputs, 32 inputs / 6 outputs | |
| Dimensions (WxDxH) | 1,425 x 1,630 x 627 mm (56 x 64 x 25") | 1,110 x 1,380 x 565 mm (44 x 54 x 22") |
| Weight | F8100N: 115 kg, F8104N: 124 kg (F8100N: 254 lb, F8104N: 273 lb) | F8800N: 72 kg, F8804N: 81 kg (F8800N: 159 lb, F8804N: 179 lb) |

F9000 Series Gantry Robots

The F9000 gantry robotic systems can be easily integrated with in-line industrial automation.

Gantry industrial robots have all their axes above the work area making them ideal for large dispensing applications and jobs requiring a fourth axis, such as when using a spray valve.

These robots can be manufactured to accommodate custom sizes up to 8 m x 6 m.



Custom robot sizes available upon request.

Features

- AC servo motors
- Available in three and four axis models
- Repeatability of 0.02 mm
- Highly rigid frame structure
- Open access design for in-line operation
- 100 programs on board

Models

| Item Number | Description |
|-------------|---|
| F9300N | 3-Axis Robot - 300x300x200 mm Work Area |
| F9304N | 4-Axis Robot - 300x300x200 mm Work Area |
| F9600N | 3-Axis Robot - 600x600x200 mm Work Area |
| F9604N | 4-Axis Robot - 600x600x200 mm Work Area |
| F9800N | 3-Axis Robot - 800x600x200 mm Work Area |
| F9804N | 4-Axis Robot - 800x600x200 mm Work Area |

Specifications

| Item Number | F9300N Series | F9600N Series | F9800N Series |
|------------------------------------|---|---|---|
| Working Area (X/Y/Z) | 300 x 300 x 200 mm (+/- 360°) | 600 x 600 x 200 mm (+/- 360°) | 800 x 600 x 200 mm (+/- 360°) |
| Maximum Speed X&Y/Z (R) | 1,000 & 500 mm / secs (360°/secs) | | |
| Maximum Tool Load (R) | 7 kg (15 lb) | | |
| Resolution (R) | 0.001 mm (+/- 0.001°) | | |
| Data Memory | 100 programs / 20,000 steps / 20,000 points | | |
| System I/O, User I/O | 24 inputs / 6 outputs, 32 inputs / 32 outputs | | |
| External Interface | USB / RS232 | | |
| Power Supply | 220 - 240 VAC | | |
| Dimensions (WxDxH) | 679 x 696 x 505 mm (27 x 27 x 20") | 979 x 1,022 x 505 mm (39 x 40 x 20") | 1,179 x 1,022 x 505 mm (46 x 40 x 20") |
| Weight | 29 kg (64 lb) | 37 kg (81 lb) | 43 kg (95 lb) |

CCD Camera Vision System

A powerful and intelligent CCD vision programming and auto adjustment system for creating both simple and complex dispense routines. This results in improved quality due to precise dispense positioning alongside improved production yield and reduced processing time and costs.

Dispense programs are created quickly and easily in the Fisnar proprietary vision-controlled Fluid-In-Motion (FIM) software by using the displayed camera image to jog the robot to the exact required dispense location, and then selecting the operation wished to be carried out (dispense dot, line start, etc).

Vision system software is supplied with an auto-part alignment function to guarantee fluid is being dispensed at the exact required location. This is achieved by the system capturing an image of two separate fiducial locations on the component and using pattern recognition software to compare the live image against a stored image. Any difference found in X or Y position results in the dispense coordinates being automatically adjusted to suit.

Dispense positional accuracy and repeatability is further optimized by the simple auto-calibration routine and part alignment function.



| Item Number |
|------------------|
| F4000AKIT-VISION |
| F6000AKIT-VISION |

ROBOTICS

Features

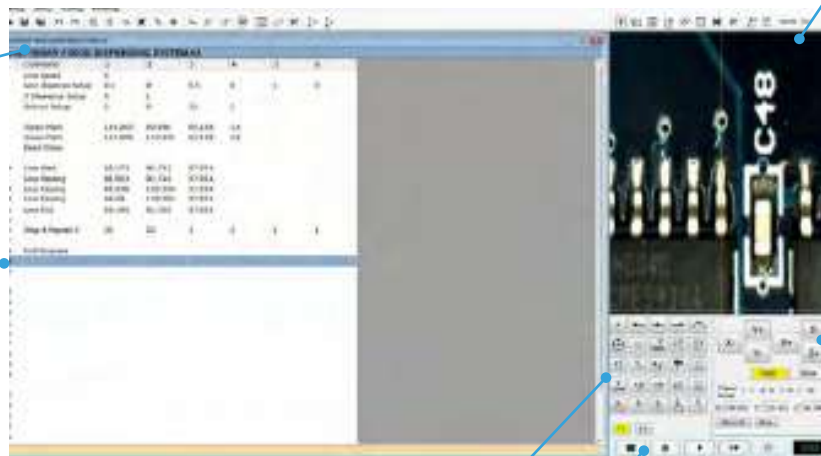
- Auto 3-axis tip calibration function
- Auxillary camera to monitor dispense process live
- High resolution CCD camera
- LED Light & Brightness Controller
- Simple & fast transfer of CAD data (.DXF/Gerber) into software
- Quick set up, easy to program/operate using proprietary software
- Industrial Windows based PC system included
- Glue check/verification function*

Benefits

- Vision system can be easily installed at any time onto a F4000 or F6000 ADVANCE 3-axis robot
- Plug and play system design
- Peripheral hardware is mounted directly onto robot reducing space envelope taken up
- Images can be captured and stored for quality and process control purposes
- QR codes can be scanned by the camera, causing the relating program to be automatically selected

Proprietary User Interface

For simple user setup, programming, and operation.



Tool Ribbon
Used for quickly accessing program setup and management functions.

Programming Window
Gives full and simple view of complete dispense program. Values can be edited directly by clicking on the line.

Camera Display
Real time view of camera viewing area. Cross hair designates dispense location to ensure precise positional control. Clicking on imaging area will jog robot to position clicked on.

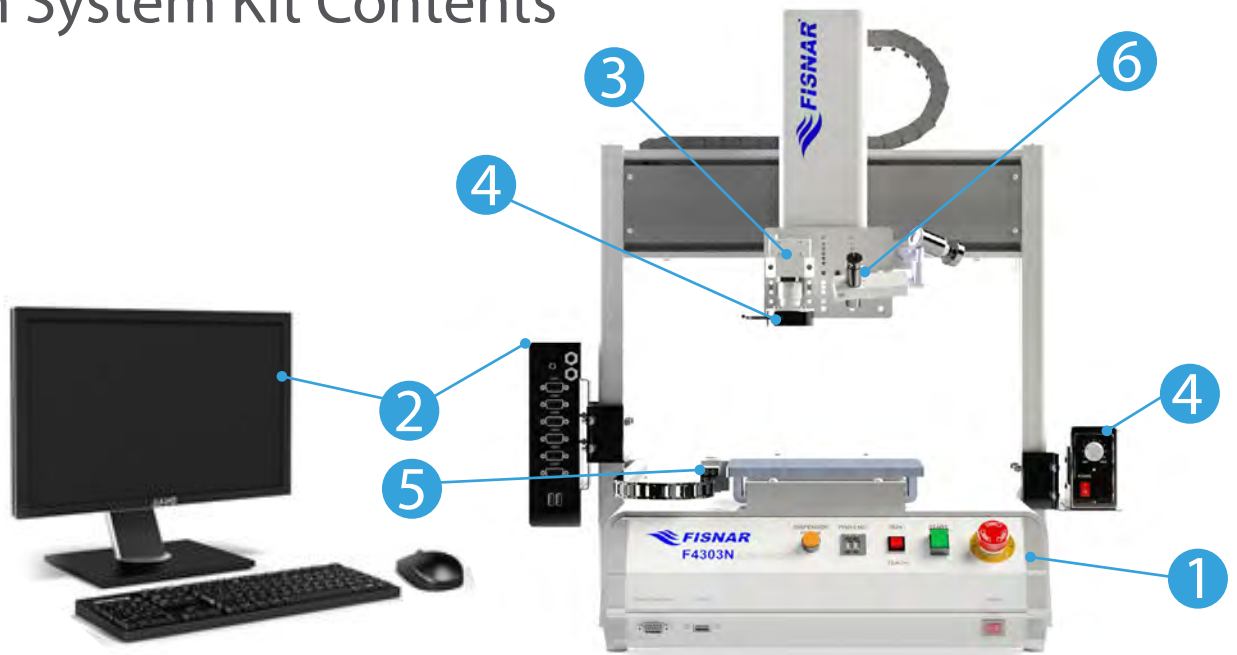
Robot Movement
Icons used to control robot movement and speed while also displaying absolute/relative dispense coordinates.

Dispense Function
Graphical icons used for quick robot programming.

Robot Actuation
Icons used to start, stop, and view robot program.

*Glue check function not suitable for all applications. To be certified by Fisnar application team.

Vision System Kit Contents



**Height sensor sold separately*

1 F4000 ADVANCE Benchtop Robot

Highly robust and durable based on their cast aluminium base and heavy duty extruded aluminum twin vertical side pillars supporting the horizontal X-axis. This rigid design concept allows for long term precision dispensing and dependable repeatability.

2 PC

Industrial specification PC installed with Windows 7 and Fluid-In-Motion (FIM) software ready to use. Unit mounted directly onto robot to reduce overall space envelope. TFT LCD monitor, keyboard, and mouse included.

3 CCD Camera

For high resolution color and grayscale image capturing.

4 LED Ring Light & Controller

For optimizing image contrast and definition. Adjustable light brightness controller is mounted directly onto the robot to reduce the overall space envelope.

5 Tip Calibration Module

Works by the camera capturing an image of the purged fluid and uses pattern recognition to compare it against a pre-defined datum image. Any difference found between the center positions result in the X and Y coordinate values being automatically adjusted and dispense program re-aligning to suit. The Z-axis is automatically calibrated by the dispense tip contacting a touch pad.

6 Aux Camera

Displays a live image on the TFT LCD monitor allowing the user to clearly monitor the fluid being dispensed onto the component part while a dispense cycle is taking place.

Mechanical Tip Alignment

The TA360U-KIT is a mechanical tip adjustment kit allowing the mounting hardware attached to the robot to be mechanically adjusted in the X, Y, and Z axis.

The TA360U-KIT allows the dispense tip to be quickly and easily adjusted by re-aligning it to a known location of the robot program.

Re-alignment can be carried out remotely to the program and adjustments can be easily made by users not trained in robot programming.



Item Number

TA360U-KIT

Automatic Tip Alignment

A series of tip alignment modules designed for precise dispensing applications that require frequent material or tip changes, which could alter the position of the dispensing needle.

With the tip alignment module installed, the user can simply run a function on the robot that will automatically offset the program based on the new dispense tip position. This ensures consistent dispense results and minimal production downtime.

This functionality can also be run through an external control making it simple for use in a production environment.



Item Number

Description

| | |
|---------------|--|
| TA4200N.2 | Tip Alignment Module for F4200N.2 & F5000N.2 Robots |
| F4000AKIT-TA3 | Tip Alignment Module for F4000 ADVANCE 3-Axis Robots |
| F4000AKIT-TA4 | Tip Alignment Module for F4000 ADVANCE 4-Axis Robots |
| F6000AKIT-TA3 | Tip Alignment Module for F6000 ADVANCE 3-Axis Robots |
| TA9000N | Tip Alignment Module for F8000 & F9000 3-Axis Robots |

Auxiliary Rotation Axis

The Auxiliary Rotation Module allows an additional axis to be quickly and easily mounted onto a F4000 ADVANCE 3-axis robot. Mounting options:

Horizontal Mounting: When 4-axis (R) rotation is required but not possible due to size or weight of the dispense equipment that is normally attached to the robot Z-axis that typically rotates on a conventional 4-axis robot. With this configuration the workpiece rotates instead, achieving the same end result. Horizontal mounting allows the CCD vision system to be used in applications requiring 4-axis motion.

Vertical Mounting: For applications that require dispensing onto multiple planes on a single workpiece. Dispensing onto cylindrical components can be made easy with the device mounted in either a horizontal or vertical position depending on the specific application process.



Item Number

F4000AKIT-AUX

Height Sensor

The height sensor automatically adjusts the dispense tip height in the event of any variation of the height of workpiece being dispensed upon. Setup and programming of the height sensor is carried out by following a user friendly step-by-step procedure pre-installed onto the robot software.

By comparing the actual workpiece height against the original stored datum value in the robot program, any deviation found in the workpiece height results in the Z-axis coordinate data being automatically offset accordingly. Multiple height checks can be made within one robot program in the event of multiple workpieces being processed or a single workpiece with differing heights.



Item Number

F4000AKIT-HDS

F6000AKIT-HDS

I/O Expansion Module

The I/O expansion module increases the number of inputs and outputs while simplifying connection of external devices (e.g. sensors) to the robot.

The I/O expansion module increases the number of robot inputs to 16 channels and outputs to 20 channels. Two different models (NPN or PNP) are available depending on the I/O signal type of the external devices. The use of this device also prevents any damage caused to the PCB inside the robot due to incorrect wiring or failure of the external device.



Item Number

Description

F4000AKIT-IONPN

I/O Expansion Module - NPN Signal

F4000AKIT-IOPNP

I/O Expansion Module - PNP Signal

Remote Operation Box

The remote operation box allows users to operate the robot from a safe distance or in instances when the robot is housed within a safety enclosure.

A version is also available with a safety relay (Category 3, PL d) incorporated directly inside allowing a light curtain or safety switch to be easily connected to the control box. This eliminates the need for additional cost for an unnecessary electrical control panel to be fitted.



Item Number

Description

F4000AKIT-EXTBOX

Remote Operation Box

F4000AKIT-EXTBOX-SR

Remote Operation Box with Safety Relay

Robot Accessories Compatibility Chart

| Robots | Accessories | | | | | | | | | | | | | | | |
|----------------|------------------|------------------|------------|-----------|---------------|---------------|---------------|---------|---------------|---------------|---------------|-----------------|-----------------|------------------|---------------------|---|
| | F4000AKIT-VISION | F6000AKIT-VISION | TA360U-KIT | TA4200N.2 | F4000AKIT-TA3 | F4000AKIT-TA4 | F6000AKIT-TA3 | TA9000N | F4000AKIT-AUX | F4000AKIT-HDS | F6000AKIT-HDS | F4000AKIT-IONPN | F4000AKIT-IOPNP | F4000AKIT-EXTBOX | F4000AKIT-EXTBOX-SR | |
| F1300N | | | • | | | | | | | | | | | | • | • |
| F4200N.2 | | | • | • | | | | | | | | • | • | • | • | • |
| F5200N.2 | | | • | | | | • | | | | • | • | • | • | • | • |
| F5300N.2 | | | • | | | | • | | | | • | • | • | • | • | • |
| F4303N ADVANCE | • | | • | | • | | | | • | • | | • | • | • | • | • |
| F4403N ADVANCE | • | | • | | • | | | | • | • | | • | • | • | • | • |
| F4503N ADVANCE | • | | • | | • | | | | • | • | | • | • | • | • | • |
| F4603N ADVANCE | • | | • | | • | | | | • | • | | • | • | • | • | • |
| F4304N ADVANCE | | | | | | • | | | | • | | • | • | • | • | • |
| F4404N ADVANCE | | | | | | • | | | | • | | • | • | • | • | • |
| F4504N ADVANCE | | | | | | • | | | | • | | • | • | • | • | • |
| F4604N ADVANCE | | | | | | • | | | | • | | • | • | • | • | • |
| F4505N ADVANCE | | | | | | | | | | | | • | • | • | • | • |
| F4553N ADVANCE | | | • | | • | | | | | | | • | • | • | • | • |
| F4554N ADVANCE | | | | | | • | | | | | | • | • | • | • | • |
| F4303N ELITE | | | | | | | | | | | | • | • | • | • | • |
| F4403N ELITE | | | | | | | | | | | | • | • | • | • | • |
| F6603N ADVANCE | • | • | | | | | • | | | | • | • | • | • | • | • |
| F6123N ADVANCE | • | • | | | | | • | | | | • | • | • | • | • | • |
| F8000 SERIES | | | | | | | | • | | | | | | | | |
| F9000 SERIES | | | | | | | | • | | | | | | | | |



Universal Robot Holder Assemblies

High quality valve and cartridge holder assemblies for use with Fisnar's line of robots and dispense systems.


Kitted for easy out-of-the-box, plug-and-play assembly, designed to create a smooth and convenient installation, removal, and setup experience.

Their unique design allows for valves to be quickly removed for maintenance requirements and then re-installed without losing the original datum mounting position.

The Z-axis mounting position can also be adjusted to reduce working movement to the workplace in order to reduce robot cycle times.

Suitable for use with the following platforms:

- F1300N Rotary Table
- F4000 Series Benchtop (3, 4, and 5-Axis)
- F5000 Series Benchtop (3-Axis)
- F6000 Series Gantry (3-Axis)
- F8000 Series Gantry (3-Axis)
- F9000 Series Gantry (3-Axis)



Universal Syringe, Valve & Cartridge Retainer Holders



560920U Universal Syringe Holder
For use with 3, 5, 10, 30 & 55 cc syringes



562151U Universal Valve Holder
For use with VP300, VD510 & SV2000N



562088U Universal Valve Holder
For use with SV1000SS



5601801U Universal Valve Holder
For use with VMP30H, PDV-1000, VMS400 & VDP150



5601800U Universal Holder
For use with DTD50, PosiPump™, TS5000DMP, Pz1200 & MX150



560928U Universal Valve Holder
For use with MV-0180LF



560927U Universal Valve Holder
For use with 790HP-LF



561355U Universal Valve Holder
For use with 710PT-U



562064U Universal Valve Holder
For use with CV629



560926-EU Cartridge Retainer Holder
For use with 2.5, 6 & 12 oz EFD cartridge retainers



560926-NU Cartridge Retainer Holder
For use with 2.5, 6, 8 & 12 oz nylon cartridge retainers



560926-TU Cartridge Retainer Holder
For use with 2.5, 6, 8 & 12 oz metal cartridge retainers



561785U 1/10th Gallon Cartridge Retainer Holder
For use with CR300



562297-EU 20/32oz Cartridge Retainer Holder
For use with 20/32 oz EFD cartridge retainers




562297-SU 20/32oz Cartridge Retainer Holder
For use with 20/32 oz Semco cartridge retainers



562297-TU 20oz Cartridge Retainer Holder
For use with CR570 & 101-20R cartridge retainers

Modular Syringe & Valve Configurations



0401-08-000683




0401-08-000525



0401-08-000484




0401-08-000485



0401-08-000483



0401-08-000248



0401-08-000491



0401-08-000524



0401-08-000523



0401-08-000766



0401-08-000542



0401-08-001357

Modular Cartridge Retainer Configurations



0401-08-000487



0401-08-000488



0401-08-000486



0401-08-000489



0401-08-001550



0401-08-000490



0401-08-001408



0401-08-001586

Spare parts identifier guide located on pages 145 & 146.

4-Axis Universal Gantry Holder Assemblies

Holder assemblies for 4-axis gantry style robot platforms.

Allows for valves, syringes, and cartridge retainers to be mounted directly to the bracket and fixed at an angle from 0° to 90°.

High quality assemblies for use with Fisnar line of robots and dispense systems.

Kitted for easy out-of-the-box, plug-and-play assembly, designed to create a smooth and convenient installation, removal, and setup experience.

Their unique design allows for valves to be quickly removed for maintenance requirements then re-installed without losing the original datum mounting position.

The Z-axis mounting position can also be adjusted to reduce working movement to the workplace in order to minimize robot cycle times.

Suitable for use with the following platforms:

- F8000 Series Gantry (4-Axis)
- F9000 Series Gantry (4-Axis)



4-Axis Universal Syringe, Valve, & Cartridge Retainer Holders



562195BU
Gantry Syringe Holder 4-Axis



562195VU
Gantry Valve Holder 4-Axis
For use with VP300, SV2000N &
VD510 Series



562089U
Gantry Valve Holder 4-Axis
For use with SV1000SS



562220U
Gantry Valve Holder 4-Axis
For use with 790HP Series Valves



562158U
Gantry Valve Holder
For use with MV-0180 Valve



562050U
CR300 Cartridge Retainer
Holder



562055-TU
Metal Cartridge Retainer
Holder



562055-EU
EFD Cartridge Retainer
Holder



562055-NU
Nylon Cartridge Retainer
Holder

4-Axis Modular Syringe & Valve Configurations



0401-08-000485



0401-08-000483



0401-08-000246

Bushing included.



0401-08-000491



0401-08-000524



0401-08-000766



0401-08-001499



0401-08-000523



0401-08-000542

4-Axis Modular Cartridge Retainer Configurations



0401-08-000246

Bushing included.



0401-08-001550



0401-08-000489



0401-08-000488



0401-08-000487

Spare parts identifier guide located on pages 145 & 146.

Cartridge Retainer & Valve Backplate

Compatible with 3-axis robots and corresponding cartridge retainers. Ideal for feeding a valve from a prefilled cartridge system while optimizing fluid flow rate.

Suitable for use with the following platforms:

- F1300N Rotary Table
- F4000 Series Benchtop (3-Axis)
- F5000 Series Benchtop (3-Axis)
- F6000 Series Gantry (3-Axis)
- F8000 Series Gantry (3-Axis)
- F9000 Series Gantry (3-Axis)



Example configuration
CR300 with 790HP-LF valve.

Syringe, Valve, & Cartridge Retainer Modular Configurations

ROBOTICS



0401-08-000489



0401-08-000490



0401-08-001408



0401-08-000487



0401-08-000488



0401-08-000249



0401-08-000250



0401-08-001550



0401-08-001586



0401-08-000483



0401-08-000525



0401-08-000766



0401-08-000491



0401-08-000524



0401-08-000484



0401-08-000683



0401-08-000542



0401-08-000523

Spare parts identifier guide located on pages 145 & 146.

Backplate Syringe & Valve Holder

Compatible with all 3-axis robots and corresponding cartridge retainers. Ideal for simultaneous dispensing from syringes, valves, and cartridges when increased productivity is required.

Suitable for use with the following platforms:

- F4000 Series Benchtop (3-Axis)
- F5000 Series Benchtop (3-Axis)



Example configuration dual syringe and light guide.



Example configuration 790HP valve and CR300 cartridge retainer.

Multi-Syringe, Valve, or Cartridge Retainer Modular Backplate Configurations


















0401-08-000543



Spare parts identifier guide located on pages 145 & 146.

Spare Parts

| | Item Number | Description |
|---|----------------|--|
|  | 0401-08-000483 | Sliding Bracket Holder |
|  | 0401-08-000683 | 3-Axis Square Sliding Plate Holder |
|  | 0401-08-000484 | 3-Axis Sliding Plate Holder |
|  | 0401-08-000525 | 3-Axis Square Sliding Plate Holder |
|  | 0401-08-000485 | 4-Axis Angled Sliding Plate Holder |
|  | 0401-08-000491 | Universal Valve Holder - For use with VP300, VD510 & SV2000N Series Valves |
|  | 0401-08-000523 | Universal Valve Holder For use with MV-0180LF Valve |
|  | 0401-08-001499 | Syringe Holder Bottom Plate For use with 3, 5, 10, 30 & 55 cc syringes |
|  | 0401-08-000524 | Universal Valve Holder For use with 790HP-LF Valve |
|  | 0401-08-000766 | Universal Valve Holder For use with SV1000SS Valve |
|  | 0401-08-000542 | Universal Valve Holder For use with CV629 Valve |
|  | 0401-08-001357 | Universal 710PT-U Valve Holder |
|  | 0401-08-000246 | 4-Axis Gantry Mounting Bracket |
|  | 0401-08-000486 | 3-Axis Cartridge Retainer Holder |
|  | 0401-08-000488 | Cartridge Retainer Holder 2.5, 6, 8 & 12 oz Metal |
| | 0401-08-000489 | Universal Cartridge Retainer Holder 2.5, 6 & 12 oz EFD Retainers |
| | 0401-08-001550 | Nylon Cartridge Retainer Holder 2.5, 6 & 12 oz |

Spare Parts

| | Item Number | Description |
|---|----------------|--|
|  | 0401-08-001408 | Universal Cartridge Retainer Holder for use with 20 & 32 oz EFD Retainers |
| | 0401-08-000490 | Universal Cartridge Retainer Holder for use with 20 oz CR570/101-20R Metal Retainers |
| | 0401-08-001586 | Universal Cartridge Retainer Holder for use with 20 & 32 oz Semco Retainers |
|  | 0401-08-000487 | Cartridge Retainer Holder CR300 (1/10th Gallon) |
|  | 0401-08-000775 | UV Light Guide Holder BlueWave® Light Guide 10 mm, End of Wand |
| | 0401-08-001630 | UV Light Guide Holder for QX4 Light Guide |
|  | 0401-08-000249 | 3-Axis Backplate Holder |
|  | 0401-08-000543 | Multi-Syringe, Valve & Cartridge Retainer Backplate |
|  | 0401-08-000777 | Gantry Robot Holder Plate |
|  | 0401-08-000769 | Benchtop Robot Spacer Bracket |
|  | 0401-08-000250 | Adapter Nut Holder |
|  | 0401-08-001629 | Sleeve Bushing for RobotKit-EADP400-85MLTPU |
| | 0401-08-001707 | Sleeve Bushing for RobotKit-300PBMLTPU |
| | 0401-08-001708 | Sleeve Bushing for RobotKit-EADP200-70MLTPU |
|  | 0401-08-001698 | Mixer Sleeve Bushing Holder |
|  | 0401-08-001699 | Mixer Sleeve Bushing - 8 mm |
| | 0401-08-001700 | Mixer Sleeve Bushing - 10 mm |
| | 0401-08-001701 | Mixer Sleeve Bushing - Blank |
|  | 0401-08-001692 | Syringe Holder Bushing - 3 cc |
| | 0401-08-001693 | Syringe Holder Bushing - 5 cc |
| | 0401-08-001694 | Syringe Holder Bushing - 10 cc |

Valve Bracket Holder & Stand Compatibility Chart

| Valves | F4000, F5000 & F6000 Series Robots | | F8000 & F9000 Series Robots | | Rotary Table | Stands |
|--------------------|------------------------------------|----------|-----------------------------|----------|--------------|-----------|
| | 3 & 5-Axis | 4-Axis | 3-Axis | 4-Axis | F1300N | Workbench |
| 790HP-LF | 560927U | 560927U | 560927U | 562220U | 560927U | 560671U |
| 790HPSS-LF | 560927U | 560927U | 560927U | 562220U | 560927U | 560671U |
| VD510 | 562151U | 562151U | 562151U | 562195VU | 562151U | 562143U |
| VD510-UV | 562151U | 562151U | 562151U | 562195VU | 562151U | 562143U |
| VD510-SS | 562151U | 562151U | 562151U | 562195VU | 562151U | 562143U |
| MV-0180LF | 560928U | 560928U | 560928U | 562158U | 560928U | 560536U |
| MV-0180SS | 560928U | 560928U | 560928U | 562158U | 560928U | 560536U |
| CV629 | 562064U | 562064U | 562064U | - | 562064U | 562166U |
| SV2000N | 562151U | 562151U | 562151U | 562195VU | 562151U | 562054U |
| SV1000SS | 562088U | 562088U | 562088U | 562089U | 562088U | 562054U |
| 710PT-U | 561355U | 561355U | 561355U | - | 561355U | 562054U |
| PDV-1000 | 5601801U | 5601801U | 5601801U | - | 5601801U | 562235U |
| VMS400 | 5601801U | 5601801U | 5601801U | - | 5601801U | 562235U |
| VMP30H | 5601801U | 5601801U | 5601801U | - | 5601801U | 562235U |
| VP300 | 562151U | 562151U | 562151U | 562195VU | 562151U | 562143U |
| VDP150 | 5601801U | 5601801U | 5601801U | - | 5601801U | 562235U |
| PosiPump™ I-Series | 5601800U | 5601800U | 5601800U | - | 5601800U | 562318U |
| PosiPump™ V-Series | 5601800U | 5601800U | 5601800U | - | 5601800U | 562318U |
| Pz1200 | 5601800U | 5601800U | 5601800U | - | 5601800U | 562318U |

Cartridge Retainer/Syringe Bracket Holder & Stand Compatibility Chart

| Syringe/Retainer | F4000, F5000 & F6000 Series Robots | | F8000 & F9000 Series Robots | | Rotary Table | Stands |
|---|------------------------------------|-----------|-----------------------------|-----------|--------------|-----------|
| | 3 & 5-Axis | 4-Axis | 3-Axis | 4-Axis | F1300N | Workbench |
| Syringe Holder 3, 5, 10, 30/55 cc | 560920U | 560920U | 560920U | 562195BU | 560920U | 560021U |
| Cartridge Holder 2.5, 6, 8, 12 oz E-Type | 560926-EU | 560926-EU | 560926-EU | 562055-EU | 560926-EU | - |
| Cartridge Holder 2.5, 6, 8, 12 oz T-Type | 560926-TU | 560926-TU | 560926-TU | 562055-TU | 560926-TU | 560535U |
| Cartridge Holder 2.5, 6, 8, 12 oz N-Type | 560926-NU | 560926-NU | 560926-NU | - | 560926-NU | 560535-NU |
| Cartridge Holder 1/10th Gallon | 561785U | 561785U | 561785U | 562050U | 561785U | 560549U |
| Cartridge Holder 20/32 oz E-Type | 562297-EU | 562297-EU | 562297-EU | - | 562297-EU | - |
| Cartridge Holder 20 oz T-Type | 562297-TU | 562297-TU | 562297-TU | - | 562297-TU | 560534U |
| Cartridge Holder 20/32 oz S-Type | 562297-SU | 562297-SU | 562297-SU | - | 562297-SU | - |

Robot Kits

A range of pre-packaged robot kits specially designed to accommodate the most popular dispense applications. Each kit contains the dispense hardware that a user requires to connect to a Fisnar dispensing robot or dispense controller.



Robot Kit 6OZNU

Contains all required bracket components for mounting a 6 oz nylon cartridge retainer to 3, 4, and 5-axis benchtop robots in order to directly dispense fluid material from the cartridge.

Includes:

- 6 oz Nylon Cartridge Retainer
- All additional required dispense accessories

Item Number

ROBOTKIT-6OZNU



Robot Kit 6OZTU

Contains all required bracket components for mounting a 6 oz Techcon cartridge retainer to 3, 4, and 5-axis benchtop robots in order to directly dispense fluid material from the cartridge.

Includes:

- 6 oz Techcon Cartridge
- All additional required dispense accessories

Item Number

ROBOTKIT-6OZTU



Robot Kit 300MLU

Contains all required bracket components for mounting a CR300 cartridge retainer to 3, 4, and 5-axis benchtop robots in order to directly dispense fluid material from 1/10th gallon (300 ml) cartridges.

Includes:

- CR300 Cartridge Retainer
- All additional required dispense accessories

Item Number

ROBOTKIT-300MLU



Robot Kit CAU

Contains all required bracket components for mounting a VD510 diaphragm valve to 3, 4, and 5-axis benchtop robot for the dispensing of cyanoacrylate fluid materials. The system ensures cyanoacrylate fluid materials are pressurized and fed to the valve in a safe and controlled manner.

Includes:

- VD510
- IJ2601N-SS-SP
- All additional required dispense accessories



Item Number

ROBOTKIT-CAU

Robot Kit 300+790U

Contains all required bracket components for mounting both a CR300 cartridge retainer and a 790HP-LF high-pressure spool valve to 3-axis benchtop robot.

Reduces material flow path length from fluid material cartridge to dispense valve, resulting in optimized fluid flow rate.

Includes:

- CR300 Cartridge Retainer
- Pressure regulator assembly for controlling fluid pressure inside CR300 Cartridge Retainer
- 790HP-LF high pressure spool valve
- All additional required dispense accessories



Item Number

ROBOTKIT-300+790U

Twin-Pack Robot Kits

The Fisnar line of twin-pack robot kits are specifically designed to accommodate 50, 200, and/or 400 ml cartridges from a variety of manufacturers for use with the Fisnar line of 3-axis benchtop robots. Designed to hold and dispense cartridge systems. Setup can be used with or without a pinch tube valve for more precise material shut off for thinner materials.

Robot kits suit the following Fisnar robots:

- F4303N ADVANCE
- F4403N ADVANCE
- F4503N ADVANCE
- F4553N ADVANCE
- F4603N ADVANCE
- F6603N ADVANCE-110
- F6603N ADVANCE-220
- F6123N ADVANCE-110
- F6123N ADVANCE-220
- F8100N
- F8800N
- F9300N
- F9600N
- F9800N

Kits come complete with the following accessories to begin production testing:

- DCK800 Dispense Needle Selection Kit
- Luer Lock Adapters
- Sample Mix Nozzles for each size kit
- Pinch Tube Samples
- Air Input Line with 1/4" NPT Fitting
- P.E. Tubing 1/4" x 0.170" - Natural 40" long
- Air Line Block Assembly


Robot Kit 400 ml

400 ml (200 ml/200 ml) twin pack cartridge kit dispenser with 710PT-U valve for all 3-axis robots. Contains Sulzer pneumatic dispenser suitable for most low to medium viscosities. Compatible with most F-style and C-style Sulzer 400 ml dual cartridges. Ready to use out of the box for 1:1 and 2:1 mix ratios, conversion kits included to adapt to 4:1 and 10:1.



Item Number

ROBOTKIT-EADP400-85MLTPU



Robot Kits - Other Available Models

Robot Kit 50 ml

50 ml (25 ml/25 ml) twin pack cartridge kit with 710PT-U valve for all 3-axis robots. Contains 50 ml pneumatic dispenser suitable for most low to medium viscosities. Compatible with most A-style and B-style Sulzer dual cartridges. Ready-to-use out of the box for 1:1 and 2:1 mix ratios, pistons included to convert to 4:1 and 10:1.



Item Number

ROBOTKIT-50MLTPU

Robot Kit 200 ml

200 ml (100 ml/100 ml) twin pack cartridge kit with 710PT-U valve for all 3-axis robots. Contains Sulzer pneumatic dispenser suitable for most low to medium viscosities. Compatible with most F-style and C-style Sulzer 200 ml dual cartridges. Ready-to-use out of the box for 1:1 and 2:1 mix ratios, conversion kits included to adapt to 4:1 and 10:1.

Item Number

ROBOTKIT-EADP200-70MLTPU

Robot Kit 600 ml

600 ml (300 ml/300 ml) twin pack cartridge kit with 710PT-U valve for all 3-axis robots. Contains Sulzer pneumatic dispenser suitable for low to high viscosities. Compatible with most Plas-Pak style dual cartridges. 1:1 for 300 ml x 300 ml, 2:1 for 300 ml x 150 ml, and 4:1 for 300 ml x 75 ml.

Item Number


ROBOTKIT-300PBMLTPU

Robot Kit 400 ml

400 ml (200 ml/200 ml) twin pack cartridge kit with 710PT-U valve for all 3-axis robots. Contains Sulzer pneumatic dispenser with larger air cylinder for thicker, high viscosity materials requiring more thrust. Compatible with most F-style and C-style Sulzer 400 ml dual cartridges. Ready-to-use out of the box for 1:1 and 2:1 mix ratios, conversion kits included to adapt to 4:1 and 10:1.

Item Number

ROBOTKIT-EADP400-100MLTPU





FISNAR

WAR



About Us

Fisnar® is a leading manufacturer and supplier of precision fluid dispensing and handling solutions.

With over 45 years of knowledge of the dispense industry and its global requirements, we have an accomplished range of dispensing products including robots, valves, dispensers, and a complete selection of consumables.

Armed with technical expertise and a diverse portfolio of dispensing products, Fisnar® can supply a system to suit every budget, application, and industry.

Visit our website: www.fisnar.com.

Contact Us

USA

info@fisnar.com
1 (262) 253-8600

Europe

infoeurope@fisnar.com
+44 (0) 1355 577222

Asia

info@fisnar.com.hk
+852 2389-2827

India

info@fisnar.in
+91-11-4556-6223-5



www.fisnar.com