

产品承认书

SPECIFICATION FOR APPROVAL

CUSTOMER:

CUSTOMER P/N:

CND-TEK P/N.:

FG2440S

DESCRIPTION:

5G BASE-T SINGLE PORT SURFACE MOUNT MAGNETICS

REF NO:

REV/NO:

A/0

DATE:

2021/5/7

ATTACHMENT:

■ SPECIFICATION

■ SAMPLE Q'TY OF SAMPLES _____ PCS

	√	CUSTOMER'S SIGNATURE	REMARK
FULL APPROVED			
CONDITIONAL APPROVED			
REJECTED			

CND-TEK

深圳磁联达电子有限公司

Shenzhen CND-TEK Electronics Co. Ltd.

公司地址: 深圳市南山区西丽街道牛城路221大厦5楼

TEL: 86-755-29016433 FAX: 0755-27652977

Email: cd001@cd-tek.com

Http: //www.cd-tek.com

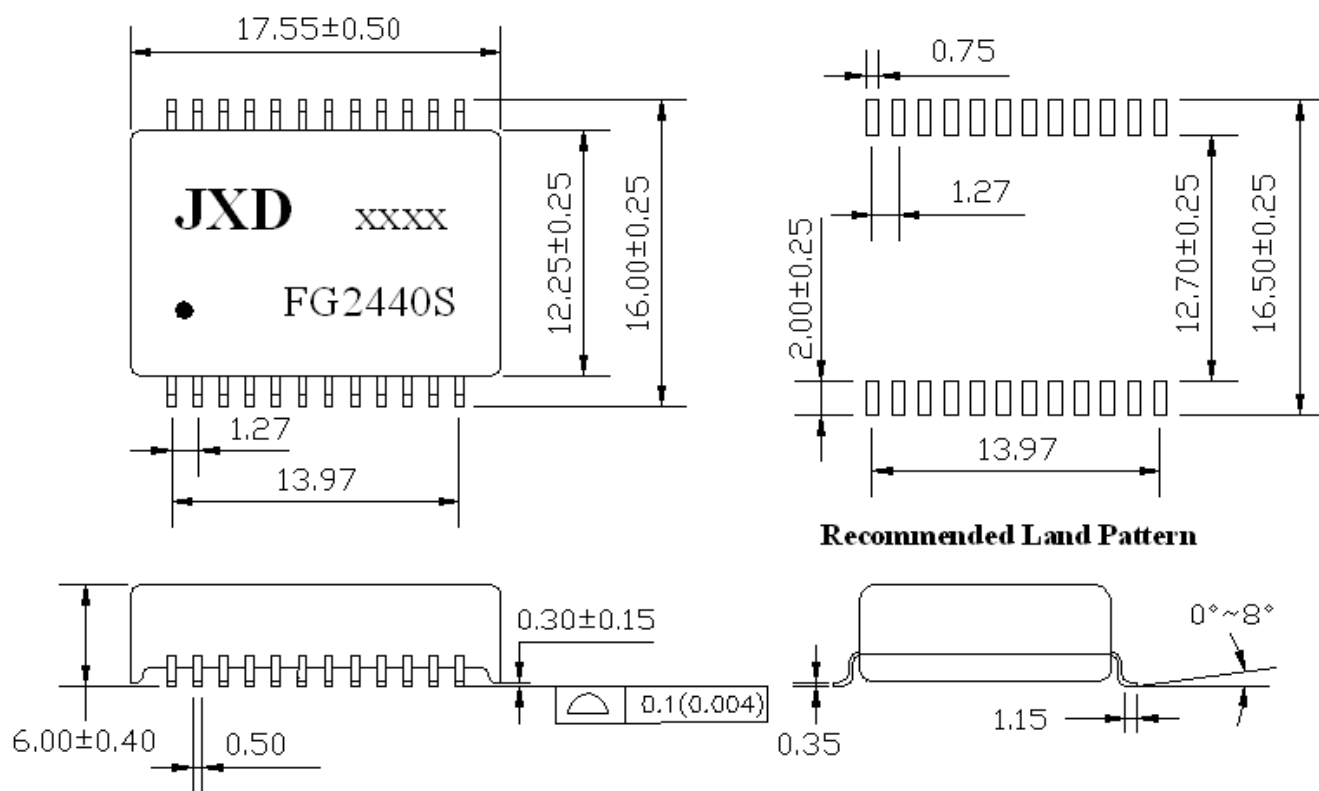
RoHS
Compliant



1. FEATURES:

- 1.1 5G Base-T Single Port Surface Mount Magnetics
- 1.2 Supports four pairs of category 5 UTP cable,Cable interface for isolation and low common mode emissions.
- 1.3 Low profile Surface Mount Packaging designed for Hi-Temp Reflow Process
- 1.4 Compliant with IEEE 802.3bz standard for 5G Base-T,Designed to support 1:1 Turns Ratio Transceivers.
- 1.5 Operating Temperature range: -40°C TO +85°C
- 1.6 Storage temperature range: -40°C TO +125°C

2. DIMENSIONS & MARKING

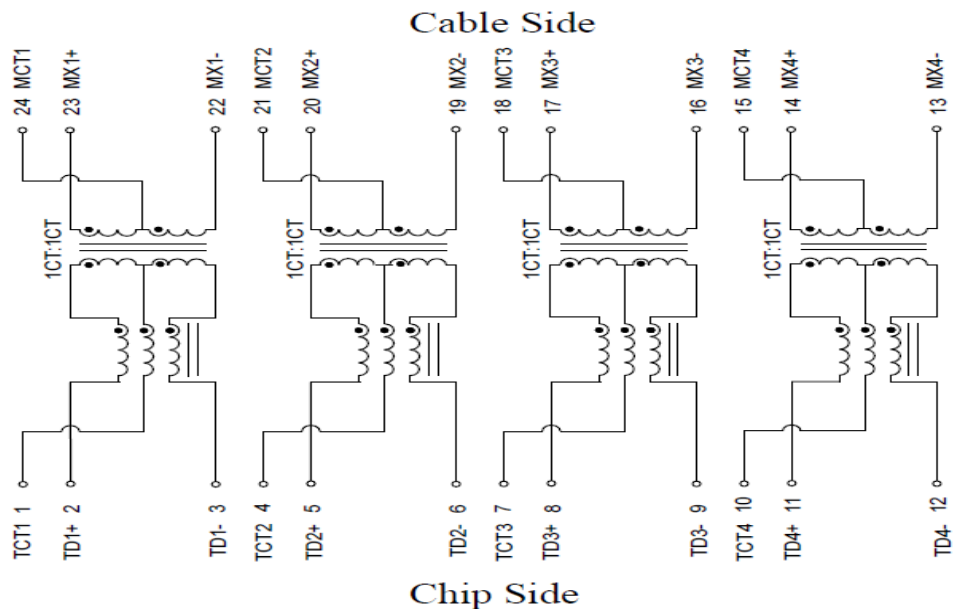


Note: 1、 Dimension: mm

2、 Unless otherwise specified,all tolerances are: ± 0.05 mm

DRAWN BY:		CHECKED BY:		APPROVED BY:		CUSTOMER:	
						PART NO. : FG2440S	
CND-TEK	深圳磁联达电子有限公司				REV.: A/0		
	Shenzhen CND-TEK Electronics Co. Ltd.				PAGE: 2 OF 4		

3. SCHEMATICS:

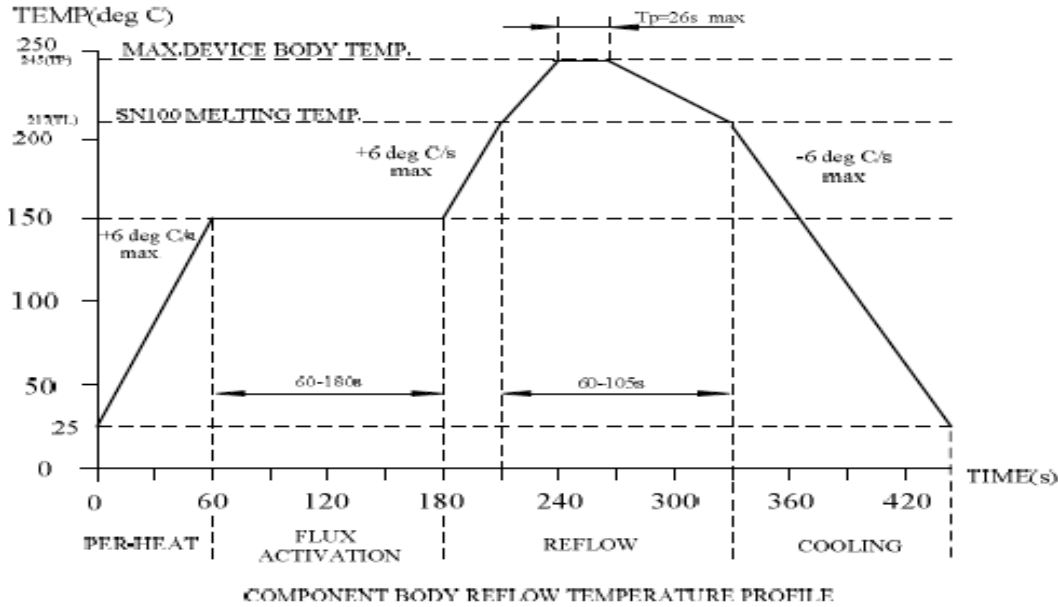


4. ELECTRICAL SPECIFICATIONS @25°C

- 4.1 OCL : 150 μ H Min. @ 100 KHz, 100mV with 8mA DC Bias
- 4.2 Leakage Inductance: 0.5 μ H Max. @ 100KHz, 0.2V
- 4.3 Cw/w: 35 pF Max. @ 100KHz, 0.2V
- 4.4 DCR: 1.20 Ω Max.
- 4.5 Turns Ratio(\pm 5%): 1CT:1(TX), 1CT:1(RX)
- 4.6 Polarity: 1-24, 5-20, 7-18, 11-14 In-Phase
- 4.7 Insertion Loss: -1.0 dB Max. @ 1-100MHz
-2.0 dB Max. @ 101-250MHz
- 4.8 Return Loss: -20 dB Min. @ 1-40MHz
-20+15*Log(f/40)dB Min. @ 41-250 MHz
- 4.9 Cross Talk: -39 dB Min.@ 1-100 MHz
-25 dB Min.@ 101-250 MHz
- 4.10 Common Mode Rejection : -25 dB Min.@ 1-250 MHz
- 4.11 Isolation HI-POT: 1500Vrms 1mA 1Second

DRAWN BY:		CHECKED BY:		APPROVED BY:		CUSTOMER:	
						PART NO. : FG2440S	
CND-TEK		深圳磁联达电子有限公司				REV.: A/0	
		Shenzhen CND-TEK Electronics Co. Ltd.				PAGE: 3 OF 4	

5. Recommended Lead Free IR Reflow Soldering Curve:



Item	Soldertechnique simulation	Temperature (°C)	Time(s)	Temperature ramp/immersion and emersion rate
1	Solder iron	350±10 (solder irno temp)	4~5	
2	Vapor phase reflow	215±5 (vapor temp)	60±5	
3	IR/convection reflow	255±5 (component temp)	30±5	1°C/s~4°C/s time above 183°C 90s~120s

Note: The curve includes recommended value only, please adjust your equipment to make sure the solder process. Details please refers to the standard J-STD-020.

6. Reliability Test Criteria:

6.1 Terminal strength: Pull test withstand 9.8N 60+/-0.5S no looseness or movement.

6.2 Solderbility: Dipped in 245°C+/-5°C molten solder for 3+/-0.5 seconds, 95% min shall be smooth any and bright.

6.3 Resistance to soldering heat : Convection reflow condition setting: peak temperature at 260°C+0/-5°C above 217°C for 90-180 seconds, ramp-up rate 2-3°C/s. Ramp-down rate 6°C/s Max. No mechanical problem found. No electrical failure found per our specification.

6.4 Vibration: 1.5mm amplitude total excursion 10-55-10 Hz traversed in 1minute, x,y,z, axis for 2 hours. Shall not be any abnormality.

6.5 Random drop (Packing condition): Height 60cm, 3 times on the wood floorboard ,shall not be any abnormality.

6.6 Dry heat: 100+/-2°C 96 hours.

6.7 Cold: -20+/-2°C 96 hours.

6.8 Damp Heat: 60+/-2°C, 93+/-3% RH 96 hours.

6.9 Change of temperature: exposed 5 cycle; each consisting of 30 minutes at -20+/-2°C, 2-3minutes at 20+/-2°C, 30 minutes at 85+/-2°C, 2-3 minutes at 20+/-2°C.

DRAWN BY: CHECKED BY: APPROVED BY: CUSTOMER:

PART NO. : FG2440S

CND-TEK

深圳磁联达电子有限公司

REV.: A/0

Shenzhen CND-TEK Electronics Co. Ltd.

PAGE: 4 OF 4