

Type FSE/FSE-P Fast Acting Glass Tube Fuse 5 x 15 mm (2AG)



www.optifuse.com (619) 593-5050

Fuse Size:

4.5 x 14.5mm (0.177" x 0.571")

Agency Standards and Listings:



Standards: UL 248-1, UL 248-14

Ampere Rating: 300mA ~ 15A

Voltage Rating: 250VAC

Interrupt Rating:

50A @ 250VAC (300mA-2.25A)

100A @ 250VAC (2.5A-5A)

100A @ 250VAC (1A-15A) PSE

100A @ 250VAC (300mA-7A) KC

Electrical Characteristics:		
100%	4h	Min hold time
135%	1h	Max hold time
200%	5s	Max hold time

Pigtail Lead: Copper Wire

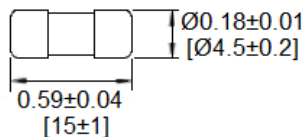
Ø 0.6mm (<8A)

Ø 0.8mm (≥8A)

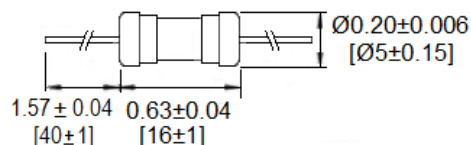
Operating Temp: -55°C ~ 125°C

Mechanical Dimensions: Inches[mm]

FSE



FSE-P



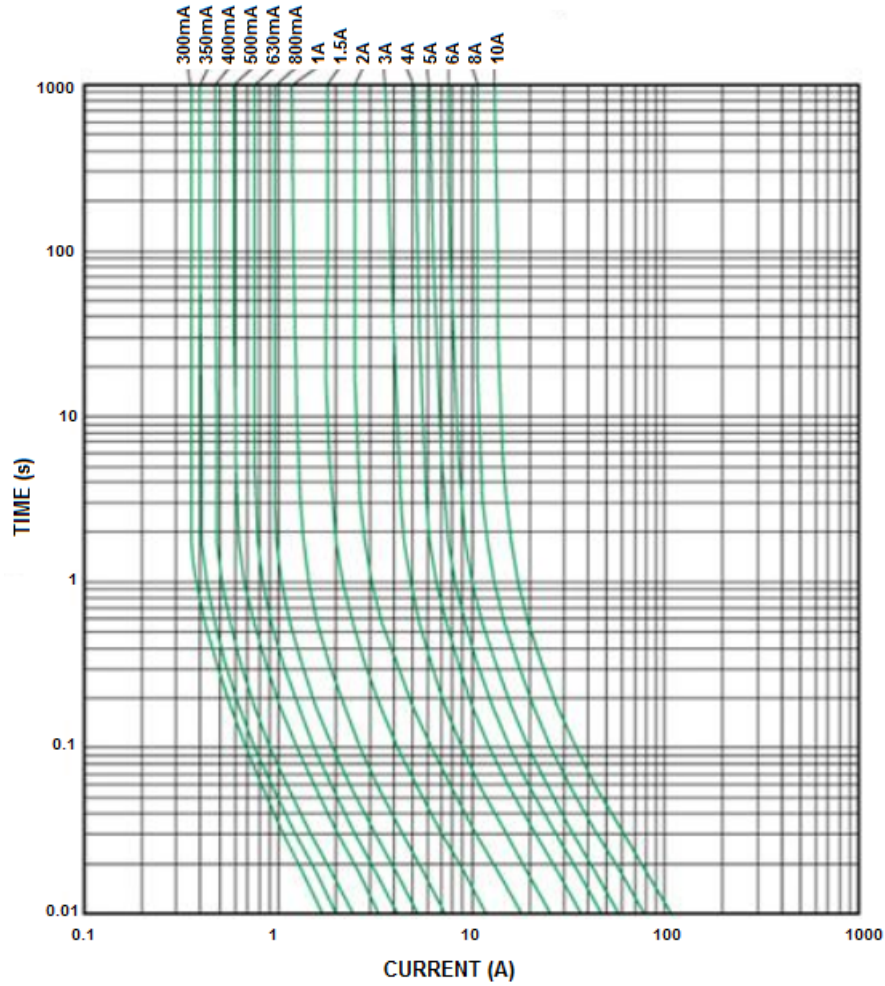
Cartridge Part Number	Axial Lead Part Number	Ampere Rating	Agency Standards			I ² T Reference (A ² Sec.)
			UR/CUR	PSE	KC	
FSE-300mA	FSE-P-300mA	300mA	•		•	0.0293
FSE-315mA	FSE-P-315mA	315mA	•		•	0.0335
FSE-350mA	FSE-P-350mA	350mA	•		•	0.040
FSE-375mA	FSE-P-375mA	375mA	•		•	0.044
FSE-400mA	FSE-P-400mA	400mA	•		•	0.060
FSE-500mA	FSE-P-500mA	500mA	•		•	0.109
FSE-600mA	FSE-P-600mA	600mA	•		•	0.167
FSE-630mA	FSE-P-630mA	630mA	•		•	0.174
FSE-750mA	FSE-P-750mA	750mA	•		•	0.275
FSE-800mA	FSE-P-800mA	800mA	•		•	0.284
FSE-1A	FSE-P-1A	1A	•	•	•	0.525
FSE-1.2A	FSE-P-1.2A	1.2A	•	•	•	0.604
FSE-1.25A	FSE-P-1.25A	1.25A	•	•	•	0.626
FSE-1.5A	FSE-P-1.5A	1.5A	•	•	•	1.426
FSE-1.6A	FSE-P-1.6A	1.6A	•	•	•	1.500
FSE-2A	FSE-P-2A	2A	•	•	•	3.436
FSE-2.25A	FSE-P-2.25A	2.25A	•	•	•	3.727
FSE-2.5A	FSE-P-2.5A	2.5A	•	•	•	5.695
FSE-3A	FSE-P-3A	3A	•	•	•	6.546
FSE-3.15A	FSE-P-3.15A	3.15A	•	•	•	7.202
FSE-3.5A	FSE-P-3.5A	3.5A	•	•	•	9.454
FSE-4A	FSE-P-4A	4A	•	•	•	13.37
FSE-5A	FSE-P-5A	5A	•	•	•	21.78
FSE-6A	FSE-P-6A	6A		•	•	33.06
FSE-6.3A	FSE-P-6.3A	6.3A		•	•	36.45
FSE-7A	FSE-P-7A	7A		•	•	45.44
FSE-8A	FSE-P-8A	8A		•		65.46
FSE-9A	FSE-P-9A	9A		•		84.27
FSE-10A	FSE-P-10A	10A		•		106.7
FSE-12A	FSE-P-12A	12A		•		
FSE-15A	FSE-P-15A	15A		•		


Type FSE/FSE-P
Fast Acting Glass Tube Fuse
5 x 15 mm (2AG)



www.optifuse.com (619) 593-5050

PART NUMBER FSE/FSE-P
TIME CURRENT CURVES



<p>Warning:</p> 	<ul style="list-style-type: none"> -Operation beyond the specified maximum ratings or improper use may result in damage and possible electrical arcing and/or flame. -Fuses are intended for occasional overcurrent protection. Application for repeated overcurrent condition and/or prolonged trip are not anticipated. -Avoid contact of Fuse device with chemical solvent. Prolonged contact may damage the device performance.
--	--

Note: All specifications subject to change without notice.

Rev D 12/2015 - Page: 2/2
Code: H01-01H