

SHELL-TYPE CASES

FEATURES:

- Extensive range of instrument enclosures
- Fifty on models in three different types:
- **Type V** - with open front for a panel
- **Type O** - with open front & rear for panels
- **Type G** - with closed front and rear
- Robust construction with tongue & groove
- Seven models with recessed top (**R**)
- Battery compartments for 1.5V AA & 9V cells
- Internal screw pillars for PCBs etc.
- These cases can be ordered with RFI shielding
- Easy assembly with self-tapping screws

MATERIAL:

- ABS (UL 94 HB)

PROTECTION CLASS:

- IP 65 (with sealing kit) - Type G without battery compartment only
- < IP 40 (not rated) - All other models

STANDARD COLORS:

- Off-white, RAL 9002

ACCESSORIES:


- Aluminum front panels
- Red PVC front panels
- Battery contacts
- Non-slip feet
- Wall mounting kits
- IP 65 sealing kit
- RFI contact strips

APPLICATIONS:

- Measuring and control technology. Medical, wellness and laboratory technology, peripheral devices and interfaces, switchboxes etc.



Versatile Enclosures



Four Plan Sizes



Type V



Type O



Type G



Type G with Keypad Recess



Type G - IP 65 Sealing Kit




Accessories



Three Types of Battery Compartment

Switch To Metric Dimensions


Printable Page



Part # No Battery Compartment	Part # Battery Comp't 1x9V*	Part # Battery Comp't 2xAA* or 1x9V*	Part # Battery Comp't 4xAA** or 2x9V*	Type	L	W	H	Metric Drawings
A9404333				V85	3.346"	1.772"	0.866"	PDF
A9406333				V110	4.488"	2.835"	1.299"	PDF
	A9406334			V110	4.488"	2.835"	1.299"	PDF
A9406343				V110	4.488"	2.835"	1.772"	PDF
	A9406344			V110	4.488"	2.835"	1.772"	PDF
A9406443				V110	4.488"	2.835"	2.244"	PDF
A9408333				V155	6.220"	3.740"	1.299"	PDF
		A9408336		V155	6.220"	3.740"	1.299"	PDF
			A9408338	V155	6.220"	3.740"	1.299"	PDF
A9408343				V155	6.220"	3.740"	1.772"	PDF
		A9408346		V155	6.220"	3.740"	1.772"	PDF
			A9408348	V155	6.220"	3.740"	1.772"	PDF
A9408443				V155	6.220"	3.740"	2.244"	PDF
A9413333				V190	7.480"	5.433"	1.772"	PDF
			A9413338	V190	7.480"	5.433"	1.772"	PDF
A9413343				V190	7.480"	5.433"	2.677"	PDF
			A9413348	V190	7.480"	5.433"	2.677"	PDF
A9413443				V190	7.480"	5.433"	3.583"	PDF


Notes:
 * - Order battery contacts separately
 ** - Battery contacts supplied with case for this option

SHELL-TYPE O



Part # No Battery Compartment	Type	L	W	H	Metric Drawings
A9408330	O155	6.220"	3.740"	1.299"	PDF
A9408340	O155	6.220"	3.740"	1.772"	PDF
A9408440	O155	6.220"	3.740"	2.244"	PDF
A9413330	O190	7.480"	5.433"	1.772"	PDF
A9413340	O190	7.480"	5.433"	2.677"	PDF
A9413440	O190	7.480"	5.433"	3.583"	PDF

SHELL-TYPE G



Part # No Battery Compartment	Part # Battery Comp't 1x9V*	Part # Battery Comp't 2xAA* or 1x9V*	Part # Battery Comp't 4xAA** or 2x9V*	Type	L	W	H	Metric Drawings
A9404331				G85	3.346"	1.772"	0.866"	PDF
A9404341				G85	3.346"	1.772"	1.299"	PDF
A9404441				G85	3.346"	1.772"	1.772"	PDF
A9406331				G110	4.488"	2.835"	1.299"	PDF
	A9406332			G110	4.488"	2.835"	1.299"	PDF
A9406341				G110	4.488"	2.835"	1.772"	PDF
	A9406342			G110	4.488"	2.835"	1.772"	PDF
A9406441				G110	4.488"	2.835"	2.244"	PDF
A9408331				G155	6.220"	3.740"	1.299"	PDF
		A9408335		G155	6.220"	3.740"	1.299"	PDF
			A9408337	G155	6.220"	3.740"	1.299"	PDF
A9408341				G155	6.220"	3.740"	1.772"	PDF
		A9408345		G155	6.220"	3.740"	1.772"	PDF
			A9408347	G155	6.220"	3.740"	1.772"	PDF
A9408441				G155	6.220"	3.740"	2.244"	PDF
A9413331				G190	7.480"	5.433"	1.772"	PDF
			A9413337	G190	7.480"	5.433"	1.772"	PDF
A9413341				G190	7.480"	5.433"	2.677"	PDF
			A9413347	G190	7.480"	5.433"	2.677"	PDF
A9413441				G190	7.480"	5.433"	3.583"	PDF

DWG

Notes:

- * - Order battery contacts separately
- ** - Battery contacts supplied with case for this option

SHELL-TYPE G - WITH KEYPAD RECESS IN TOP

Part # No Battery Compartment	Part # Battery Comp't 1x9V*	Part # Battery Comp't 2xAA* or 1x9V*	Part # Battery Comp't 4xAA** or 2x9V*	Type	L	W	H	Metric Drawings
A9406351				G110R	4.488"	2.835"	1.319"	PDF
	A9406352			G110R	4.488"	2.835"	1.319"	PDF
A9408351				G155R	6.220"	3.740"	1.319"	PDF
		A9408355		G155R	6.220"	3.740"	1.319"	PDF
			A9408357	G155R	6.220"	3.740"	1.319"	PDF
A9413351				G190R	7.480"	5.433"	1.791"	PDF
			A9413357	G190R	7.480"	5.433"	1.791"	PDF

DWG

Notes:

- * - Order battery contacts separately
- ** - Battery contacts supplied with case for this option

FRONT PANELS



For case Part No.	Part # Aluminum Front Panel	Part # Red PVC Front Panel	W	H	T	Metric Drawings
A940433.	A9104111	A9104113	1.398"	0.567"	0.039"	PDF
A940633.	A9107111	A9106113	2.315"	1.000"	0.039"	PDF
A940634.	A9107121	A9106123	2.315"	1.472"	0.039"	
A940644.	A9107221	A9106223	2.315"	1.945"	0.039"	PDF
A940833.	A9109111	A9108113	3.209"	0.929"	0.039"	
A940834.	A9109121	A9108123	3.209"	1.402"	0.039"	PDF
A940844.	A9109221	A9108223	3.209"	1.874"	0.039"	
A941333.	A9114111	A9113113	4.890"	1.323"	0.059"	PDF
A941334.	A9114121	A9113123	4.890"	2.228"	0.059"	
A941344.	A9114221	A9113223	4.890"	3.134"	0.059"	

DWG

BATTERY CONTACTS

For..	Part # Contacts Kit 2 x 1.5V AA	Part # Contacts Kit 4 x 1.5V AA	Part # Contact 1 x 9V	Part # AA Battery Spacer*
V110, G110 & G110R with battery compartment option			A9160003	
V155, G155 & G155R with battery compartment option	A9194001	Supplied*	A9160003	A9250250
V190, G190 & G190R with battery compartment option		Supplied*	A9160003	



Notes:
 * 4 x AA Battery contacts - These are supplied pre-fitted to cases with a 4 x AA or 2 x 9V battery compartment
 * Battery Spacer - Required when fitting AA cells. The spacer reduces the extra height needed to accommodate 9V cells

ACCESSORIES

For..	Part # Non-Slip Feet Ø6.5x2mm (2 Pieces)	Part # Non-Slip Feet Ø10x3mm (2 Pieces)	Part # IP 65 Sealing Gasket Kit*	Part # Wall Mounting Brackets (4 Pieces)	Part # Wall Mounting Frames Kit*	Part # RFI Contact Strip* (1 Piece)
V85	A9207150					A9104073
G85	A9207150		A9104250			A9104073
V110	A9207150			A9204108	B1350048	A9106095
G110 & G110R	A9207150		A9106352	A9204108	B1350048	A9106095
V155		A9210290		A9204108	B1360048	A9108120
O155		A9210290		A9204108	B1360048	A9108120
G155 & G155		A9210290	A9108486	A9204108	B1360048	A9108120
V190		A9210290		A9204108	B1360048	A9113150
O190		A9210290		A9204108	B1360048	A9113150
G190 & G190R		A9210290	A9113630	A9204108	B1360048	A9113150

Notes:
 * Sealing Kit - Only suitable for Type G cases without battery compartment
 * Wall Mounting Frames - Only suitable for cases without a battery compartment
 * EMC Contact Strips - Suitable only for Shell-Types cases which have been specially ordered with RFI/EMI shielding

PCB MOUNTING SCREWS

		
For..	Part # PCB Screw Ø3 x 6mm*	Part # PCB Screw Ø3 x 8mm*
All Models	A0306031	A0308031

Notes:

- * Self-tapping 'Plastite' screws - for mounting PCBs and components to the internal screw pillars
- * Select the screw length to suit the thickness of the PCB/component being fitted

 **Printable Page**



Get a Sample



Get a Catalog



Customizing