

4-1971895-3 ✓ ACTIVE

[RAST](#) | [RAST 5 IDC Connectors](#)


TE Internal #: 4-1971895-3

PCB Mount Header, Vertical, Wire-to-Board, 3 Position, 5 mm [.197 in] Centerline, Fully Shrouded, Tin, Through Hole - Solder, RAST 5 IDC Connectors

[View on TE.com >](#)



Connectors > PCB Connectors > PCB Headers & Receptacles



PCB Connector Assembly Type: **PCB Mount Header**

Connector System: **Wire-to-Board**

Number of Positions: **3**

Number of Rows: **1**

Centerline (Pitch): **5 mm [.197 in]**

Features

Product Type Features

PCB Connector Assembly Type	PCB Mount Header
Connector System	Wire-to-Board
Header Type	Fully Shrouded
Sealable	No
Connector & Contact Terminates To	Printed Circuit Board

Configuration Features

Keying & Polarized Position Locations	1C
Number of Columns	3
Number of Positions	3
Number of Rows	1
PCB Mount Orientation	Vertical

Electrical Characteristics

Operating Voltage	250 VAC
-------------------	---------

Body Features



Primary Product Color	Natural
-----------------------	---------

Contact Features

PCB Contact Termination Area Plating Material Thickness	2 µm[78.74 µin]
Contact Layout	Inline
Mating Tab Width	6.3 mm[.248 in]
Mating Tab Thickness	.8 mm[.032 in]
Contact Underplating Material Thickness	1.27 µm[50 µin]
Contact Mating Area Plating Material Thickness	2 µm[78.74 µin]
PCB Contact Termination Area Plating Material Finish	Matte
Contact Shape & Form	Rectangular
Contact Mating Area Plating Material Finish	Matte
Contact Underplating Material	Nickel
PCB Contact Termination Area Plating Material	Tin
Contact Base Material	Copper Alloy
Contact Mating Area Plating Material	Tin
Contact Type	Tab
Contact Current Rating (Max)	16 A

Termination Features

Square Termination Post & Tail Dimension	.8 mm[.032 in]
Termination Post & Tail Length	3.5 mm[.13 in]
Termination Method to PCB	Through Hole - Solder

Mechanical Attachment

PCB Mount Alignment Type	Polarizing Pegs
Mating Alignment Type	Keyed
Mating Retention	With
Mating Retention Type	Latch
Connector Mounting Type	Board Mount
Mating Alignment	With
PCB Mount Alignment	With
PCB Mount Retention	Without

Housing Features

Housing Material	Nylon
------------------	-------



Centerline (Pitch)	5 mm [.197 in]
--------------------	----------------

Dimensions

Connector Length	17.3 mm [.68 in]
Connector Height	12.8 mm [.5 in]
Connector Width	14.9 mm [.58 in]

Usage Conditions

Operating Temperature Range	-40 – 120 °C [-40 – 248 °F]
-----------------------------	-----------------------------

Operation/Application

Circuit Application	Power
---------------------	-------

Industry Standards

Compatible With Agency/Standards Products	UL
Compatible With Approved Standards Products	UL E28476
UL Flammability Rating	UL 94V-0

Packaging Features

Packaging Quantity	108
Packaging Method	Loose Piece

Product Compliance

[For compliance documentation, visit the product page on TE.com>](#)

EU RoHS Directive 2011/65/EU	Compliant
EU ELV Directive 2000/53/EC	Compliant
China RoHS 2 Directive MIIT Order No 32, 2016	No Restricted Materials Above Threshold
EU REACH Regulation (EC) No. 1907/2006	Current ECHA Candidate List: JUNE 2024 (241) Candidate List Declared Against: JUNE 2024 (241) Does not contain REACH SVHC
Halogen Content	Not Low Halogen - contains Br or Cl > 900 ppm.
Solder Process Capability	Not reviewed for solder process capability

Product Compliance Disclaimer

This information is provided based on reasonable inquiry of our suppliers and represents our current actual knowledge based on the information they provided. This information is subject to change. The part numbers that TE has identified as EU RoHS compliant have a maximum concentration of 0.1% by weight in homogenous materials for lead, hexavalent chromium, mercury, PBB, PBDE, DBP, BBP, DEHP, DIBP, and 0.01% for cadmium, or qualify for an exemption to these limits as defined in the Annexes of Directive 2011/65/EU (RoHS2). Finished electrical and electronic equipment products

will be CE marked as required by Directive 2011/65/EU. Components may not be CE marked. Additionally, the part numbers that TE has identified as EU ELV compliant have a maximum concentration of 0.1% by weight in homogenous materials for lead, hexavalent chromium, and mercury, and 0.01% for cadmium, or qualify for an exemption to these limits as defined in the Annexes of Directive 2000/53/EC (ELV). Regarding the REACH Regulation, the information TE provides on SVHC in articles for this part number is based on the latest European Chemicals Agency (ECHA) 'Guidance on requirements for substances in articles' posted at this URL: <https://echa.europa.eu/guidance-documents/guidance-on-reach>

Compatible Parts



TE Part # 8-1971845-3
3P, RAST 5 Tab Header, THV



TE Part # 1-1971845-3
3P, RAST 5 Tab Header, THV



TE Part # 1-1971895-3
3P, RAST 5 Tab Header, THV



TE Part # 2-1971845-3
3P, RAST 5 Tab Header, THV



TE Part # 2-1971895-3
3P, RAST 5 Tab Header, THV



TE Part # 3-1971845-3
3P, RAST 5 Tab Header, THV



TE Part # 3-1971895-3
3P, RAST 5 Tab Header, THV



TE Part # 4-1971845-3
3P, RAST 5 Tab Header, THV



TE Part # 5-1971845-3
3P, RAST 5 Tab Header, THV




TE Part # 7-1971845-3
3P, RAST 5 Tab Header, THV




TE Part # 9-1971845-3
3P, RAST 5 Tab Header, THV


Also in the Series | RAST 5 IDC Connectors




Automotive Terminals(8)




Connector Contacts(14)



Crimp Terminal Housings(39)




Insertion & Extraction Tools(1)




PCB Headers & Receptacles(417)



Rectangular Connector Housings(1)



Standard Edge Connectors(32)




Standard Rectangular Connectors(63)



Wire-to-Board Connector Assemblies & Housings(202)

Customers Also Bought



TE Part #2350513-9
9POS TB HDR 90 DEG, PITCH 5.0 & TL 4.5mm



TE Part #T2019092101-000
HQ-008-M



TE Part #T2019092201-000
HQ-008-F



TE Part #11032254-00
EMITTER 660/940NM 1 2




TE Part #1-1969609-1
11P VAL-U-LOK TPA 26-22 AWG



TE Part #1-1969609-2
12P VAL-U-LOK TPA 26-22 AWG



TE Part #2-2170708-1
CAGE ASSY, 1X6, QSFP28, SPRING, HS, LP



TE Part #2-2201196-4
0.4 STACKING CONN H0.98 PLUG ASSEMBLY



TE Part #1558662-4
T9GV2L14-15



TE Part #2213756-4
3 ROW 15P HIGH TEMP UMNL SKT ASSM

Documents



Product Drawings

3P, RAST 5 Tab Header, THV

English

CAD Files

3D PDF

3D

Customer View Model

[ENG_CVM_CVM_4-1971895-3_B.2d_dxf.zip](#)

English

Customer View Model

[ENG_CVM_CVM_4-1971895-3_B.3d_igs.zip](#)

English

Customer View Model

[ENG_CVM_CVM_4-1971895-3_B.3d_stp.zip](#)

English

By downloading the CAD file I accept and agree to the [Terms and Conditions](#) of use.

Datasheets & Catalog Pages

RAST Connector System Catalog

English

Product Specifications

Product Specification

English

Agency Approvals

VDE Certificate

English