

173690-1 ✓ ACTIVE

[Positive Lock](#) | [Positive Lock 187](#)

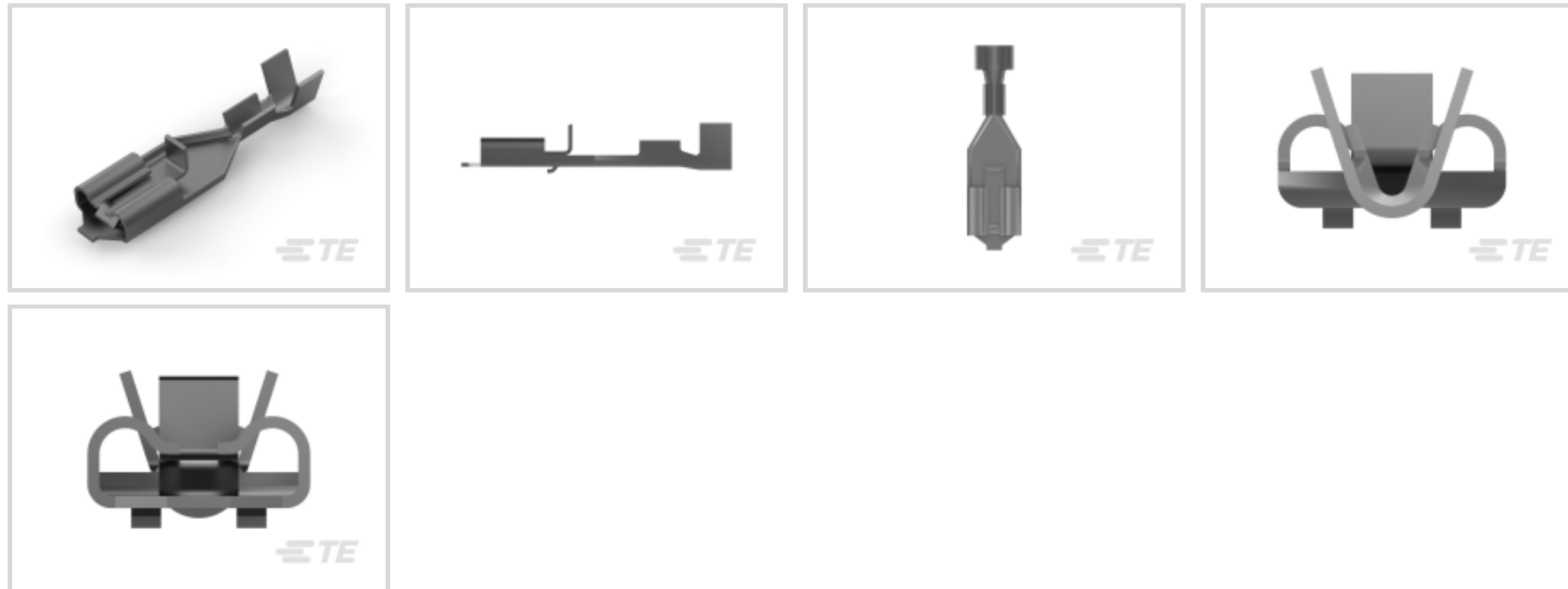
TE Internal #: 173690-1

Receptacle, 24 – 20 AWG Wire Size, .2 – .51 mm² Wire Size, Mating Tab Width 4.75 mm [.187 in], Straight, Brass, Positive Lock 187, Quick Disconnects

[View on TE.com >](#)



Terminals & Splices > Quick Disconnects



Quick Disconnect Terminal Type: **Receptacle**

Wire Size: .2 – .51 mm²

Mating Tab Width: 4.75 mm [.187 in]

Mating Tab Thickness: .81 mm [.032 in]

Features

Product Type Features

Insertion Force	Low
-----------------	-----

Configuration Features

Compatible With Wire & Cable Type	Discrete Wire
-----------------------------------	---------------

Contact Features

Quick Disconnect Terminal Type	Receptacle
Mating Tab Width	4.75 mm [.187 in]
Mating Tab Thickness	.81 mm [.032 in]
Terminal Orientation	Straight
Contact Base Material	Brass
Terminal Plating Material	Pre-Tin
Crimp Type	F-Crimp
Barrel Type	Open

Termination Features

Product Terminates To	Wire & Cable
-----------------------	--------------



Mechanical Attachment

Extraction Force	7 – 100 Newton
Wire Insulation Support	With
Mating Retention Type	Dimple

Dimensions

Terminal Material Thickness	.3 mm[.012 in]
Product Length	21.6 mm[.85 in]
Compatible Insulation Diameter Range	1.5 – 2.7 mm[.059 – .106 in]
Wire Size	.2 – .51 mm ²

Usage Conditions

Insulation Option	Uninsulated
Operating Temperature Range	-40 – 110 °C[-40 – 230 °F]

Industry Standards

Compatible With Agency/Standards Products	UL
---	----

Packaging Features

Packaging Quantity	8000
Packaging Method	Strip/Reel

Product Compliance

[For compliance documentation, visit the product page on TE.com>](#)

EU RoHS Directive 2011/65/EU	Compliant
EU ELV Directive 2000/53/EC	Compliant
China RoHS 2 Directive MIIT Order No 32, 2016	No Restricted Materials Above Threshold
EU REACH Regulation (EC) No. 1907/2006	Current ECHA Candidate List: JUNE 2024 (241) Candidate List Declared Against: JUNE 2024 (241) Does not contain REACH SVHC
Halogen Content	Low Halogen - Br, Cl, F, I < 900 ppm per homogenous material. Also BFR/CFR/PVC Free
Solder Process Capability	Not applicable for solder process capability

Product Compliance Disclaimer

This information is provided based on reasonable inquiry of our suppliers and represents our current actual knowledge based on the information they provided. This information is subject to change. The part numbers that TE has identified as

EU RoHS compliant have a maximum concentration of 0.1% by weight in homogenous materials for lead, hexavalent chromium, mercury, PBB, PBDE, DBP, BBP, DEHP, DIBP, and 0.01% for cadmium, or qualify for an exemption to these limits as defined in the Annexes of Directive 2011/65/EU (RoHS2). Finished electrical and electronic equipment products will be CE marked as required by Directive 2011/65/EU. Components may not be CE marked. Additionally, the part numbers that TE has identified as EU ELV compliant have a maximum concentration of 0.1% by weight in homogenous materials for lead, hexavalent chromium, and mercury, and 0.01% for cadmium, or qualify for an exemption to these limits as defined in the Annexes of Directive 2000/53/EC (ELV). Regarding the REACH Regulation, the information TE provides on SVHC in articles for this part number is based on the latest European Chemicals Agency (ECHA) 'Guidance on requirements for substances in articles' posted at this URL: <https://echa.europa.eu/guidance-documents/guidance-on-reach>

Compatible Parts



TE Part # 2150059-2
OCEAN_2.0_APPLICATOR-E-062F130F-REA



TE Part # 2150478-2
OCEAN_2.0_Applicator-E-062F100OV-REA



TE Part # 7-2150059-7
OCEAN_2.0_SPARE_PART_KIT-062F130F




TE Part # 7-2150478-7
OCEAN_2.0_SPARE_PART_KIT-062F100OV




TE Part # 284106-2
5P.MODULAR CONN.MICRO RELAY W.

Also in the Series | Positive Lock 187




Crimp Terminal Housings(86)



Insertion & Extraction Tools(2)

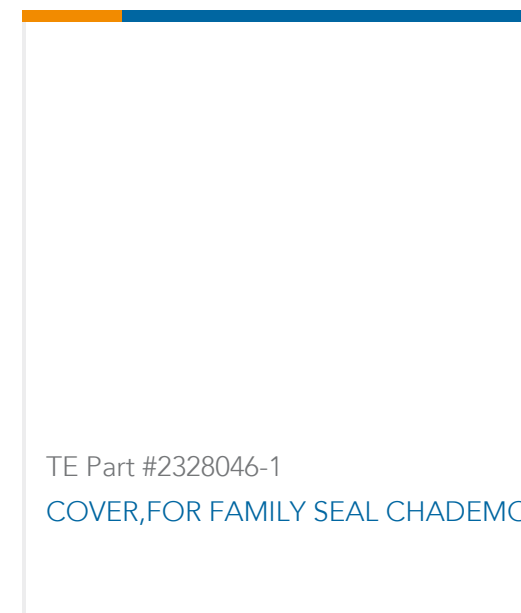


Insulation Boots & Sleeves(7)



Quick Disconnects(57)

Customers Also Bought



Documents

Product Drawings

PL 187 TERMINAL 24-20 AWG 0.3 X 14.0

English

CAD Files

3D PDF

3D

Customer View Model

ENG_CVM_CVM_173690-1_O.2d_dxf.zip

English

Customer View Model

ENG_CVM_CVM_173690-1_O.3d_igs.zip

English

Customer View Model

ENG_CVM_CVM_173690-1_O.3d_stp.zip

English

By downloading the CAD file I accept and agree to the [Terms and Conditions](#) of use.

Product Specifications



Application Specification

English