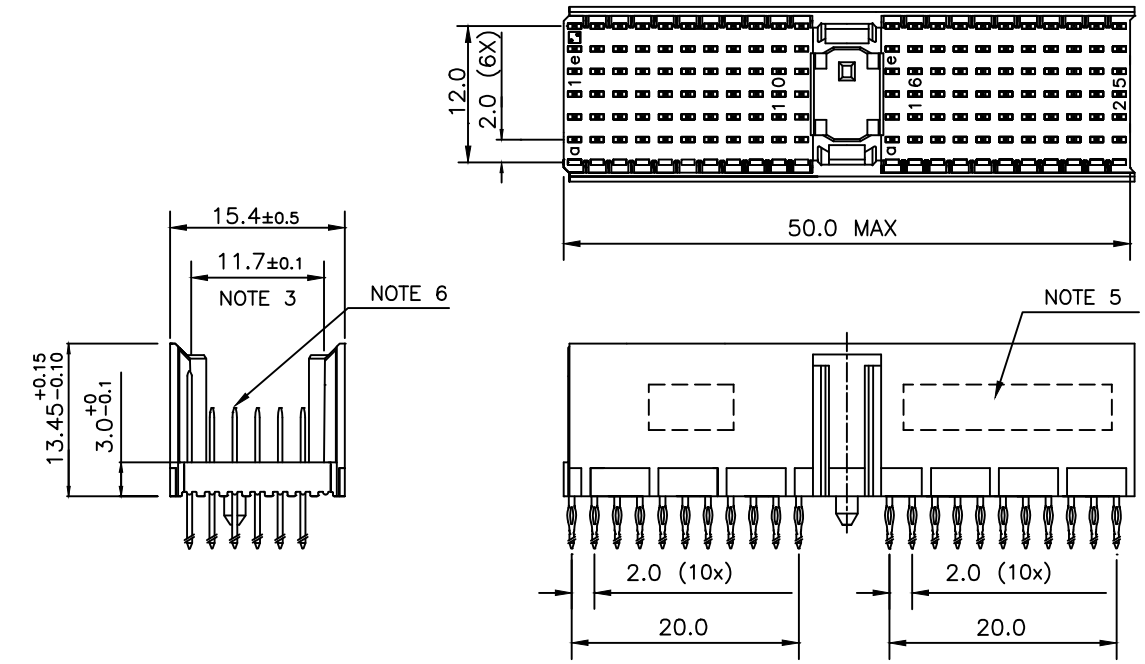


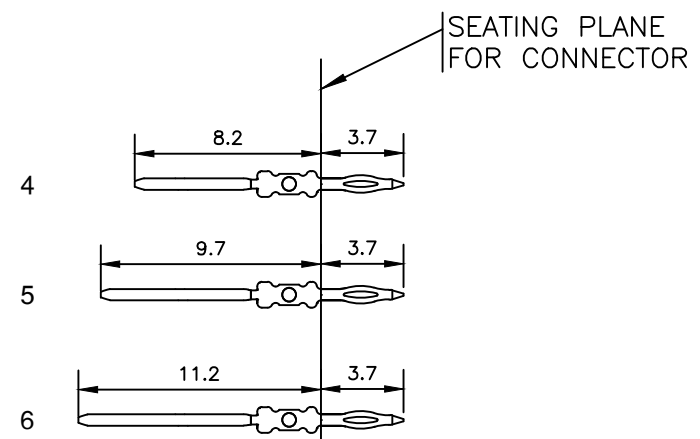
LOADING PATTERN MATING SIDE

f	6	6	6	6	6	6	6	6	6	6	6	6	6	6	6	6	6	6	6	6	6	6
e	5	5	5	5	5	5	5	5	5	5	5	5	5	5	5	5	5	5	5	5	5	5
d	5	5	6	5	6	5	6	5	6	5	6	5	6	5	5	5	6	5	5	5	5	5
c	5	5	5	6	5	6	5	5	5	5	5	5	5	5	5	5	6	5	6	5	6	5
b	5	5	5	5	5	5	5	4	5	5	5	5	5	5	5	5	5	5	5	5	5	5
a	5	5	5	5	5	5	5	5	5	5	5	5	5	5	5	5	5	5	5	5	5	5
z	0	0	0	0	0	0	0	0	0	0	0	0	0	0	0	0	0	0	0	0	0	0
P	0	0	0	0	0	0	0	0	0	0	0	0	0	0	0	0	0	0	0	0	0	0
S	1	5	0	1	5	0	1	5	0	1	5	0	1	5	0	1	5	0	1	5	0	1

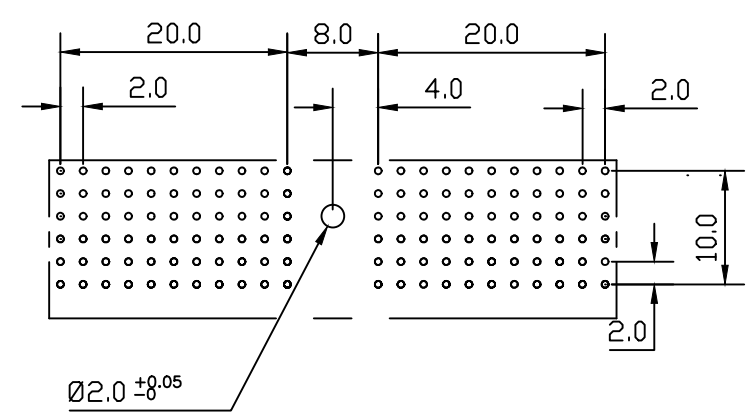
LOADED CONNECTOR ASSEMBLY
(FOR EXAMPLE)



CONTACT OVERVIEW



LAY-OUT P.C.B.-HOLE



HM2P07PDK265-1-1
 LEAD FREE INDICATOR : LF = LEAD FREE (DIGIT 15 & 16)
 PLATING CODE (DIGIT 13 AND 14) (REF DRW NO. BS,C , 201844 , 003)

NOTES

1. THIS PRODUCT IS CSA APPROVED.
2. THIS PRODUCT IS UL RECOGNIZED.
3. MEASURED AT THE BOTTOM.
4. FOR GENERAL DETAILS PLEASE REFER DRAWING: BS, C ,203028, 000
5. CONNECTOR PRINTED WITH P/N AND DATE CODE.
6. FOR ACTUAL CONTACT LOADINGS, SEE LOADING PATTERN MATING SIDE.
7. THIS PRODUCT MEETS EUROPEAN UNION DIRECTIVES AND OTHER COUNTRY REGULATIONS AS DESCRIBED IN GS-47-0004
8. FOR RECOMMENDED PTH DIMENSIONS REFER DRAWING : BS, A , 201572 , 001

CATALOG NO: HM2P07PDK265-----

mat'l. code		surface		tolerance		projection		product family			
SEE NOTE 4		ISO 1302		ISO 406 ISO 1101		MM		MILLIPACS			
ltr	ecn no	dr	date	tolerances unless otherwise specified		MM		title			
A	116-0003	BC	2016-03-16	angles	linear						
				0°±1°		scale		MPACS 5+2R STR HDR PF CONN TYPE A			
		dr	BINESH	2016-03-16		Amphenol FCI		dwg no			
		enr	BINESH	2016-03-16				sheet 1 of 1		size	
		chr	ALEX	2016-03-16				A3		5	
		app	BIJU K PAUL	2016-03-16				type		Product Customer Drawing	
sheet index	revision sheet	A	1								



© 2016 AFCI

Mouser Electronics

Authorized Distributor

Click to View Pricing, Inventory, Delivery & Lifecycle Information:

[FCI / Amphenol:](#)

[HM2P07PDK265N9LF](#)