

4-1734506-4 ✓ ACTIVE

AMPMODU | AMPMODU 2 mm

TE Internal #: 4-1734506-4

PCB Mount Receptacle, Vertical, Board-to-Board, 42 Position, 2 mm

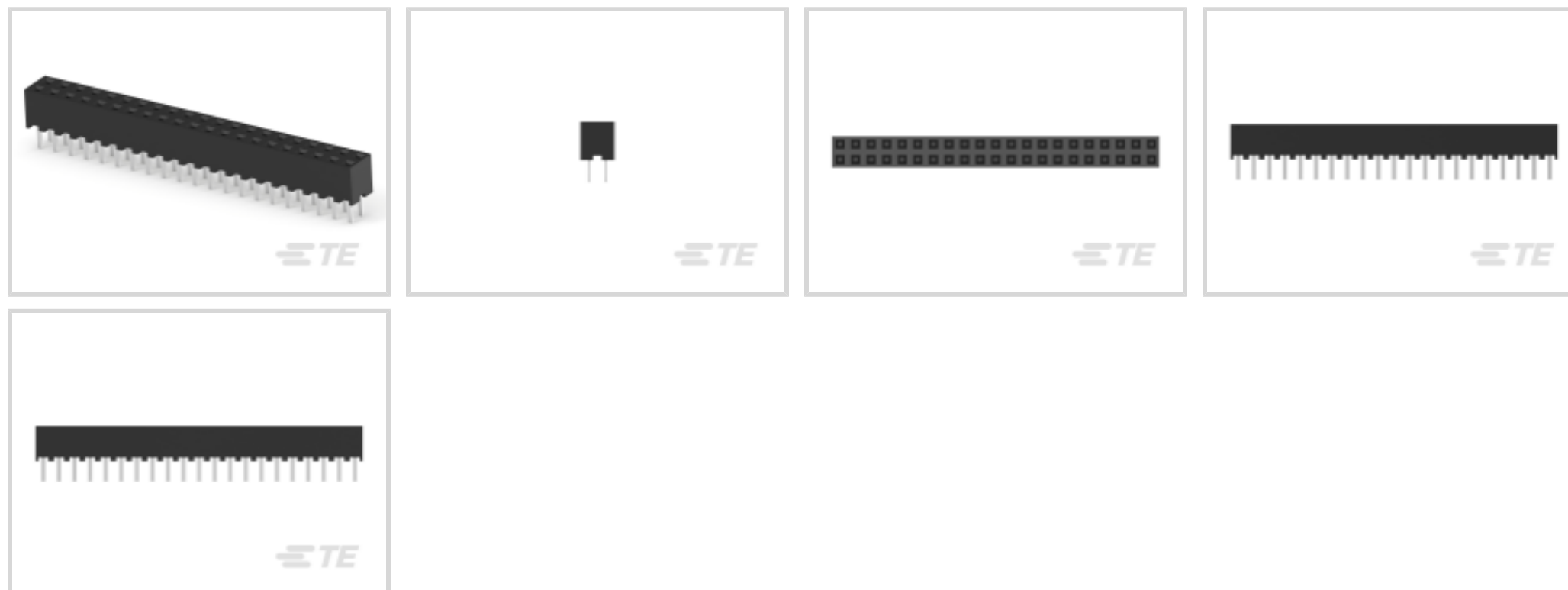
[.079 in] Centerline, Gold, Through Hole - Solder, Signal, Black,

AMPMODU 2 mm

[View on TE.com >](#)



Connectors > PCB Connectors > PCB Headers & Receptacles



PCB Connector Assembly Type: **PCB Mount Receptacle**

PCB Mount Orientation: **Vertical**

Connector System: **Board-to-Board**

Number of Positions: **42**

Number of Rows: **2**

Features

Product Type Features

PCB Connector Assembly Type	PCB Mount Receptacle
Connector System	Board-to-Board
Sealable	No
Connector & Contact Terminates To	Printed Circuit Board

Configuration Features

Connector Contact Load Condition	Fully Loaded
PCB Mount Orientation	Vertical
Number of Positions	42
Number of Rows	2
Board-to-Board Configuration	Parallel

Electrical Characteristics

Dielectric Withstanding Voltage (Max)	650 VAC
Operating Voltage	250 VAC

Body Features



Primary Product Color	Black
-----------------------	-------

Contact Features

Mating Square Post Dimension	.5 mm[.02 in]
------------------------------	---------------

PCB Contact Termination Area Plating Material Thickness	2.54 μ m
---	--------------

PCB Contact Termination Area Plating Material Finish	Matte
--	-------

PCB Contact Termination Area Plating Material	Tin
---	-----

Contact Base Material	Brass
-----------------------	-------

Contact Mating Area Plating Material	Gold
--------------------------------------	------

Contact Mating Area Plating Material Thickness	.254 μ m[10 μ in]
--	---------------------------

Contact Type	Socket
--------------	--------

Contact Current Rating (Max)	1 A
------------------------------	-----

Termination Features

Rectangular Termination Post & Tail Thickness	.2 mm[.008 in]
---	----------------

Rectangular Termination Post & Tail Width	.5 mm[.02 in]
---	---------------

Termination Post & Tail Length	2.6 mm[.102 in]
--------------------------------	-----------------

Termination Method to PCB	Through Hole - Solder
---------------------------	-----------------------

Mechanical Attachment

Mating Alignment	Without
------------------	---------

PCB Mount Retention	Without
---------------------	---------

PCB Mount Alignment	Without
---------------------	---------

Connector Mounting Type	Board Mount
-------------------------	-------------

Housing Features

Centerline (Pitch)	2 mm[.079 in]
--------------------	---------------

Housing Material	Thermoplastic
------------------	---------------

Dimensions

Row-to-Row Spacing	2 mm[.079 in]
--------------------	---------------

PCB Thickness (Recommended)	1.57 mm[.062 in]
-----------------------------	------------------

Usage Conditions

Operating Temperature Range	-40 – 105 °C[-40 – 221 °F]
-----------------------------	----------------------------

Operation/Application

Circuit Application	Signal
---------------------	--------



Industry Standards

Compatible With Approved Standards Products	CSA LR7189, UL E28476
UL Flammability Rating	UL 94V-0

Packaging Features

Packaging Quantity	105
Packaging Method	Box, Tray

Other

Position Locations Omitted	0
----------------------------	---

Product Compliance

[For compliance documentation, visit the product page on TE.com>](#)

EU RoHS Directive 2011/65/EU	Compliant
EU ELV Directive 2000/53/EC	Not Yet Reviewed
China RoHS 2 Directive MIIT Order No 32, 2016	No Restricted Materials Above Threshold
EU REACH Regulation (EC) No. 1907/2006	Current ECHA Candidate List: JUNE 2024 (241) Candidate List Declared Against: JUNE 2024 (241) Does not contain REACH SVHC
Halogen Content	Low Halogen - Br, Cl, F, I < 900 ppm per homogenous material. Also BFR/CFR/PVC Free
Solder Process Capability	Wave solder capable to 265°C

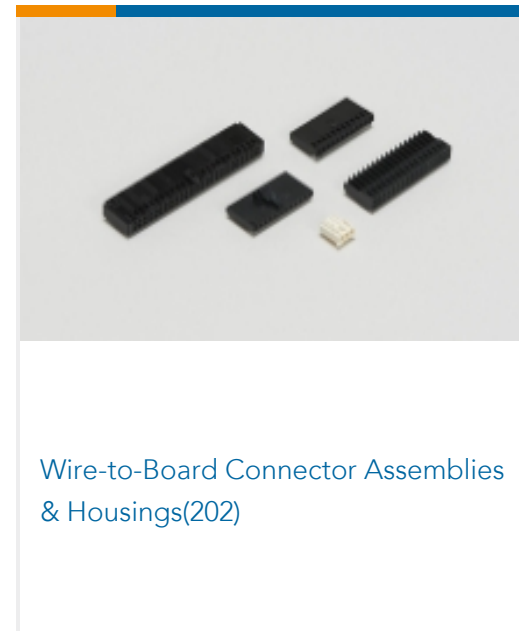

Product Compliance Disclaimer

This information is provided based on reasonable inquiry of our suppliers and represents our current actual knowledge based on the information they provided. This information is subject to change. The part numbers that TE has identified as EU RoHS compliant have a maximum concentration of 0.1% by weight in homogenous materials for lead, hexavalent chromium, mercury, PBB, PBDE, DBP, BBP, DEHP, DIBP, and 0.01% for cadmium, or qualify for an exemption to these limits as defined in the Annexes of Directive 2011/65/EU (RoHS2). Finished electrical and electronic equipment products will be CE marked as required by Directive 2011/65/EU. Components may not be CE marked. Additionally, the part numbers that TE has identified as EU ELV compliant have a maximum concentration of 0.1% by weight in homogenous materials for lead, hexavalent chromium, and mercury, and 0.01% for cadmium, or qualify for an exemption to these limits as defined in the Annexes of Directive 2000/53/EC (ELV). Regarding the REACH Regulation, the information TE provides on SVHC in articles for this part number is based on the latest European Chemicals Agency (ECHA) 'Guidance on requirements for substances in articles' posted at this URL: <https://echa.europa.eu/guidance-documents/guidance-on-reach>

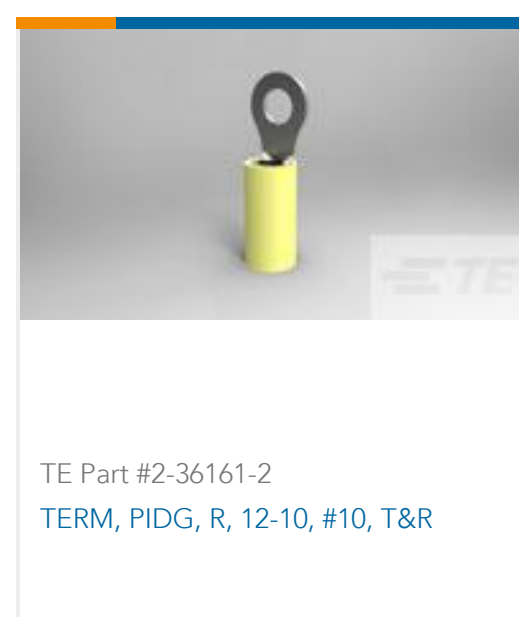
Compatible Parts



Also in the Series | AMPMODU 2 mm



Customers Also Bought



Documents

Product Drawings

RCPT, 2.0MM, 42P,VRT MT, 8 Au", 2.6ST

English

CAD Files

Customer View Model

ENG_CVM_CVM_4-1734506-4_B.2d_dxf.zip



English

[3D PDF](#)

3D

Customer View Model

[ENG_CVM_CVM_4-1734506-4_B.3d_igs.zip](#)

English

Customer View Model

[ENG_CVM_CVM_4-1734506-4_B.3d_stp.zip](#)

English

By downloading the CAD file I accept and agree to the [Terms and Conditions](#) of use.

Datasheets & Catalog Pages

[AMPMODU_INTERCONNECTION_SYSTEM_SECTION3AND4](#)

English

Product Specifications

[Product Specification](#)

English