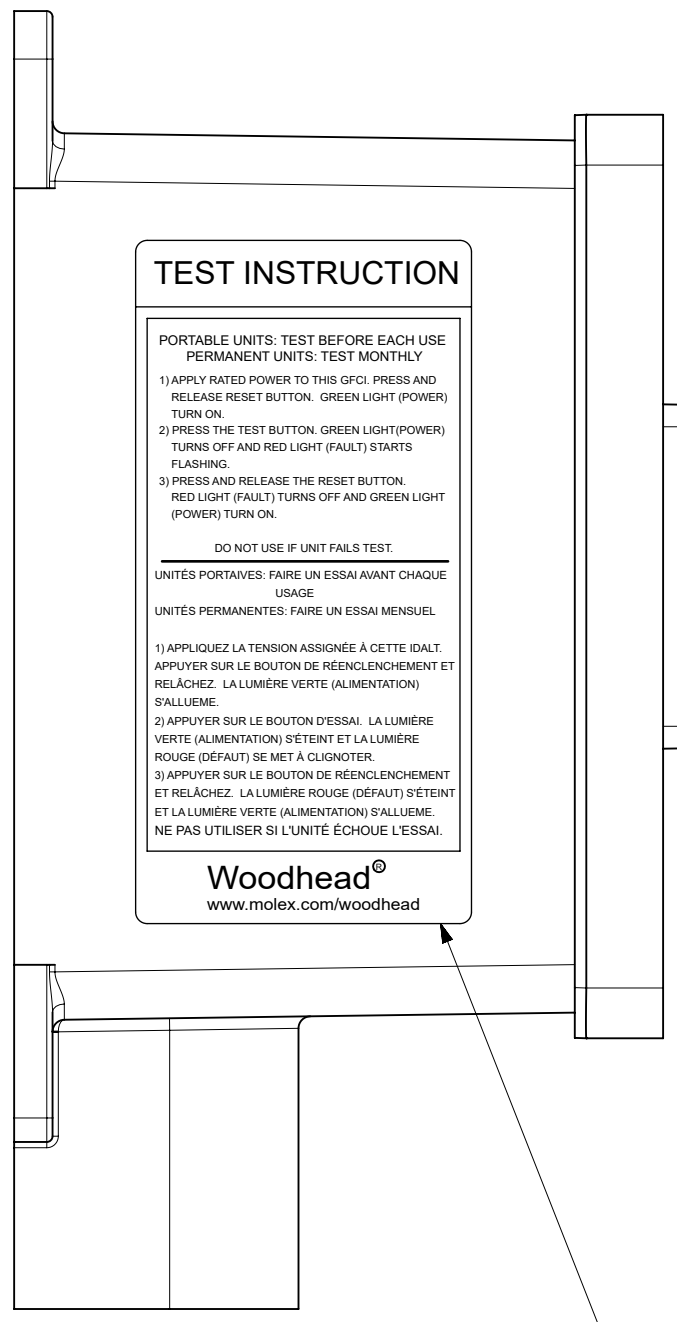
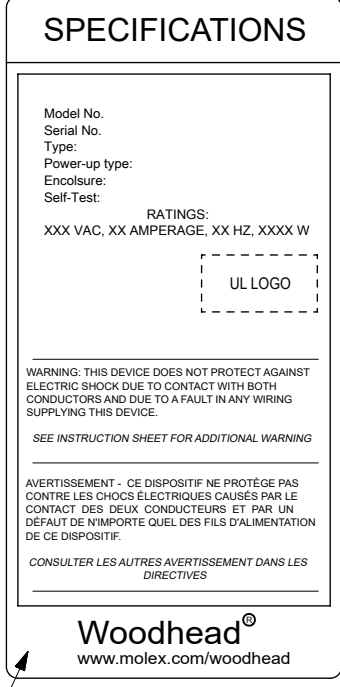
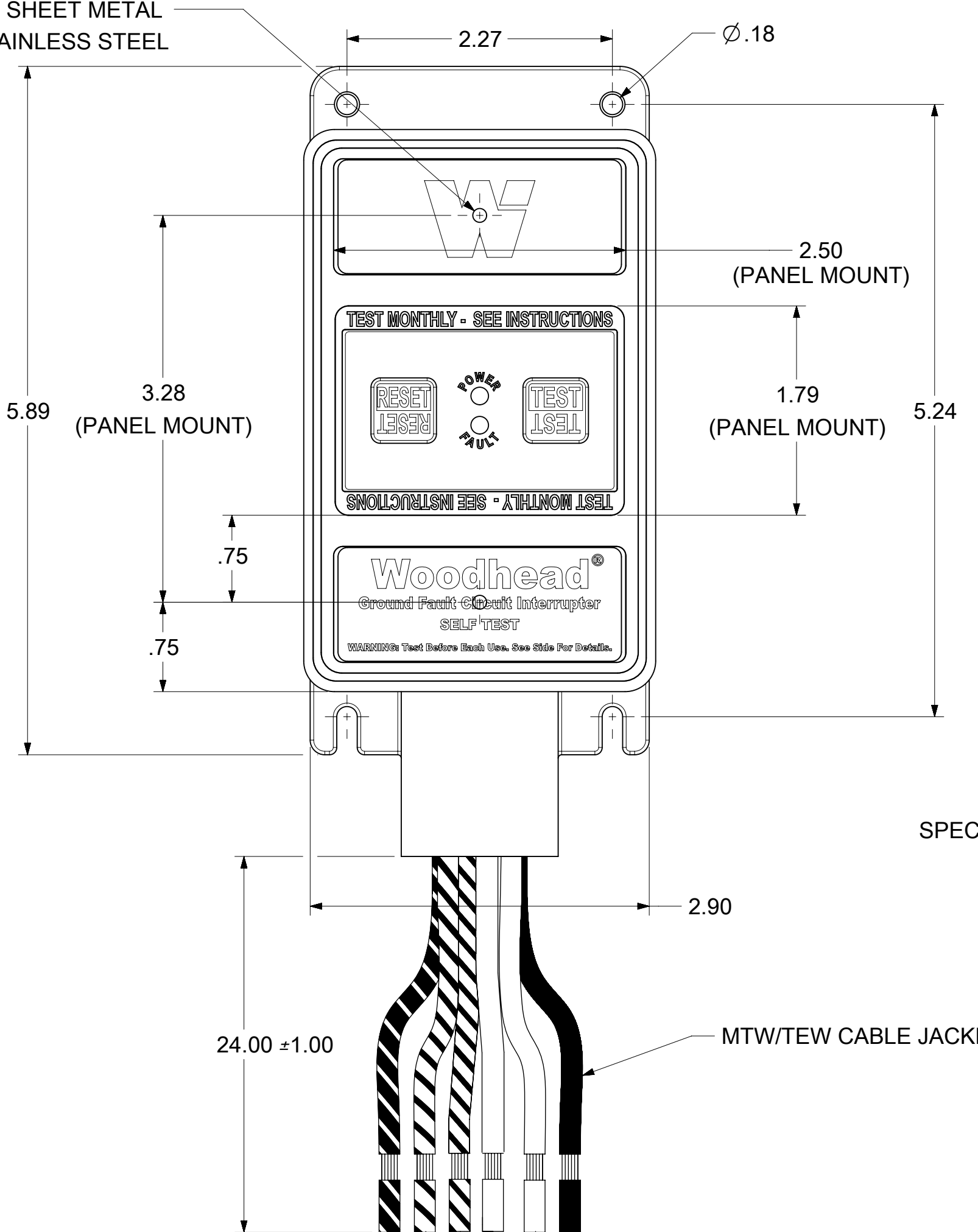


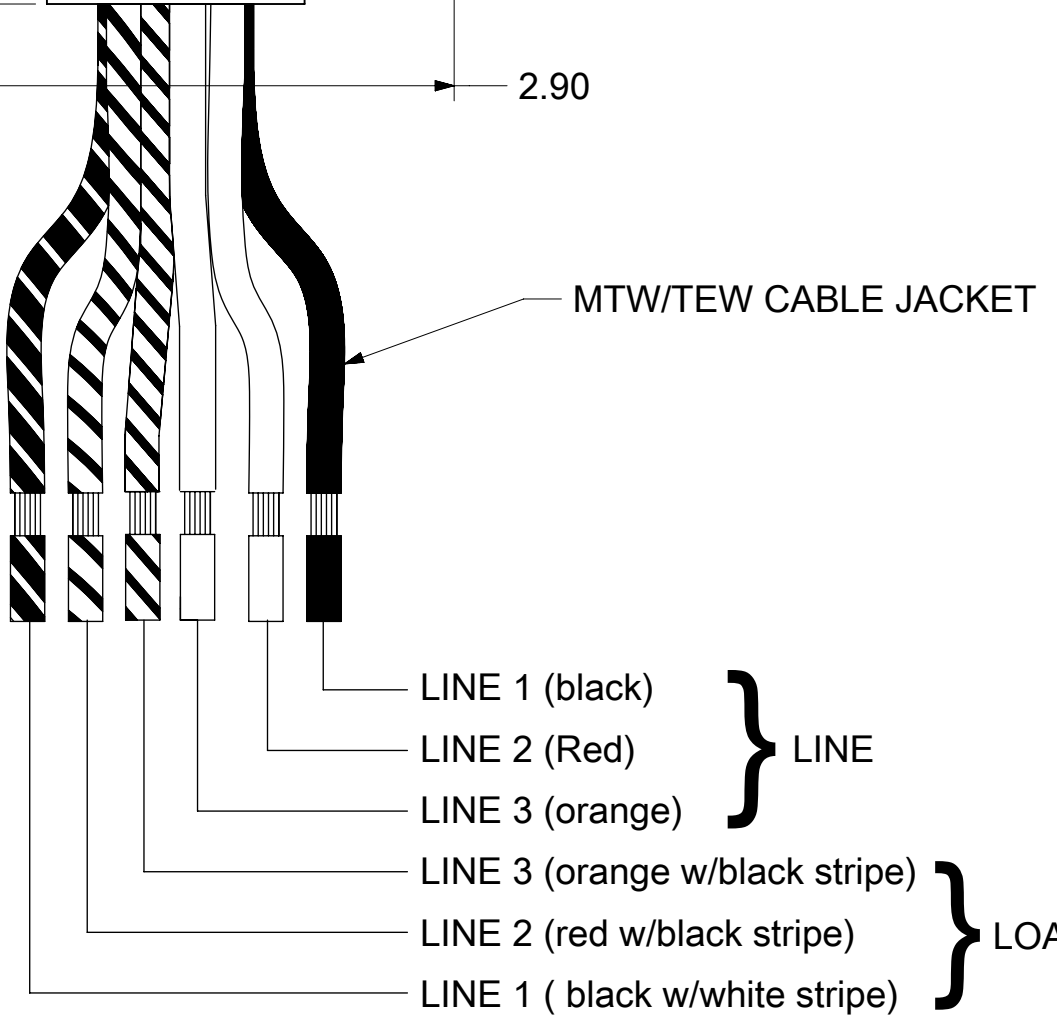
#6-18 X 3/4" PHILLIPS PAN HEAD SHEET METAL
SCREW TYPE A, 18-8 STAINLESS STEEL



TEST INSTRUCTIONS LABEL



SPECIFICATIONS LABEL



THREE PHASE (NO NEUTRAL) (208 / 240 VOLTS)

TECHNICAL

- LISTED: UL & CSA
 RATED SUPPLY VOLTAGE: 208/240VAC 3Ø
 RATED CURRENT: UP TO 30 AMPS
 RESET TYPE: AUTOMATIC OR MANUAL
 OPERATING FREQUENCY: 60 Hz
 TYPE: CLASS A
 GROUND TRIP CURRENT: 5mA +/- 1mA
 OVERLOAD CURRENT: 180 AMPS, 0.45PF
 INSULATION VOLTAGE: 1,500 VRMS - 1 MINUTE
 ENDURANCE OPERATIONS: 3000 OPERATIONS
 ENCLOSURE: NEMA 4X/6P

RESET TYPE	MATERIAL NO.	ENGG. NO.	NORTH SHORE SAFETY NO.	PHASE	RATED VOLTAGE
MANUAL	1301530240	30053-2M3F	PGFS-73005	THREE PHASE	240VAC
	1301530241	30053-2M2F	PGFS-83005	THREE PHASE	208VAC
AUTOMATIC	1301530244	30053-2A3F	PGFS-73105	THREE PHASE	240VAC
	1301530245	30053-2A2F	PGFS-83105	THREE PHASE	208VAC

THIS DRAWING CONTAINS INFORMATION THAT IS PROPRIETARY TO MOLEX ELECTRONIC TECHNOLOGIES, LLC AND SHOULD NOT BE USED WITHOUT WRITTEN PERMISSION

FUNCTIONAL SYMBOLS: FA=0, FC=0, FP=0

DIMENSION UNITS: INCH, SCALE: NTS

GENERAL TOLERANCES (UNLESS SPECIFIED): 4 PLACES ±, 3 PLACES ±, 2 PLACES ±, 1 PLACE ±, 0 PLACES ±

ANGULAR TOL: ± °

CURRENT REV DESC: UPDATED TO THE NEW GFCI VERSION.

EC NO: 788362
 DRWN: PPURSUTANDEL
 CHK'D: DNGUYEN2
 APPR: HKNEELAND

INITIAL REVISION:
 DRWN: PPURSUTANDEL
 APPR: HKNEELAND

2024/02/28
 2024/06/06
 2021/08/02
 2021/08/06

molex

GFCI 30A, 240/208VAC PERMANENT FLYING LEADS

PRODUCT CUSTOMER DRAWING

DOCUMENT NUMBER: 1301530240
 DOC TYPE: PSD
 DOC PART: 000
 REVISION: C

THIRD ANGLE PROJECTION: C-SIZE
 DRAWING: 130153
 SERIES: 130153

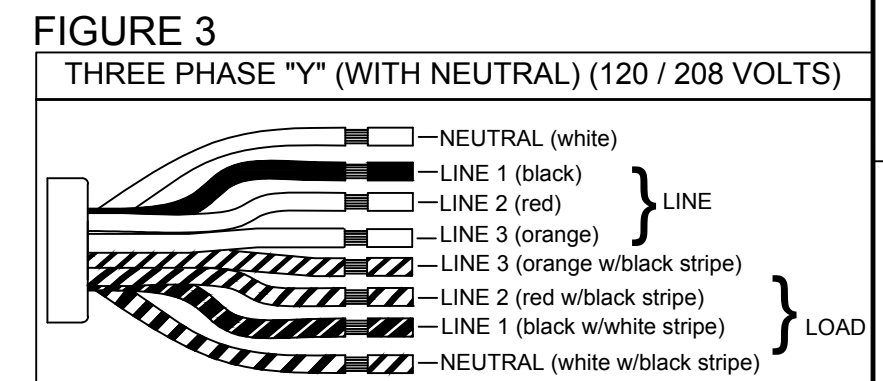
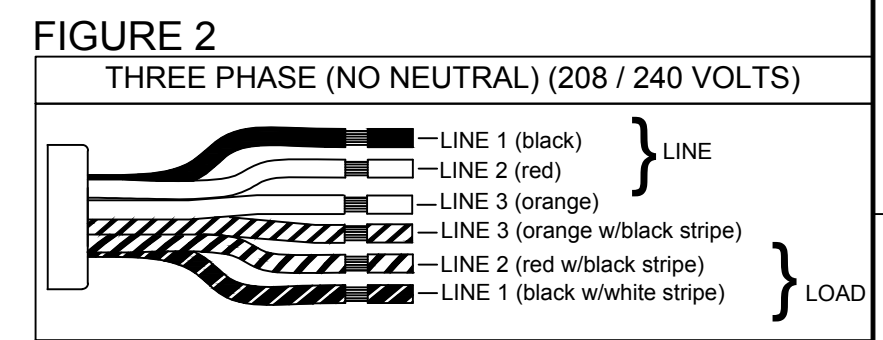
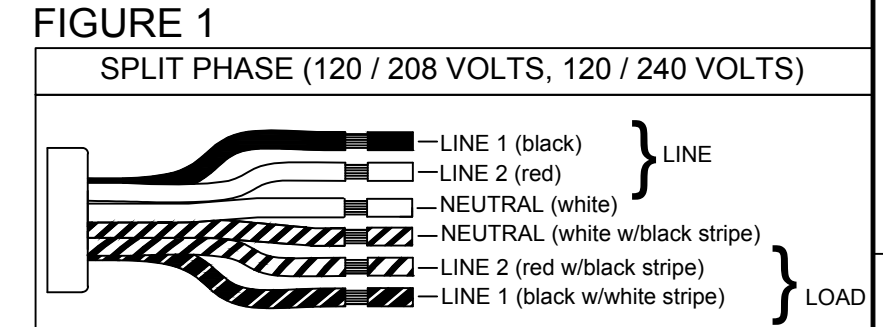
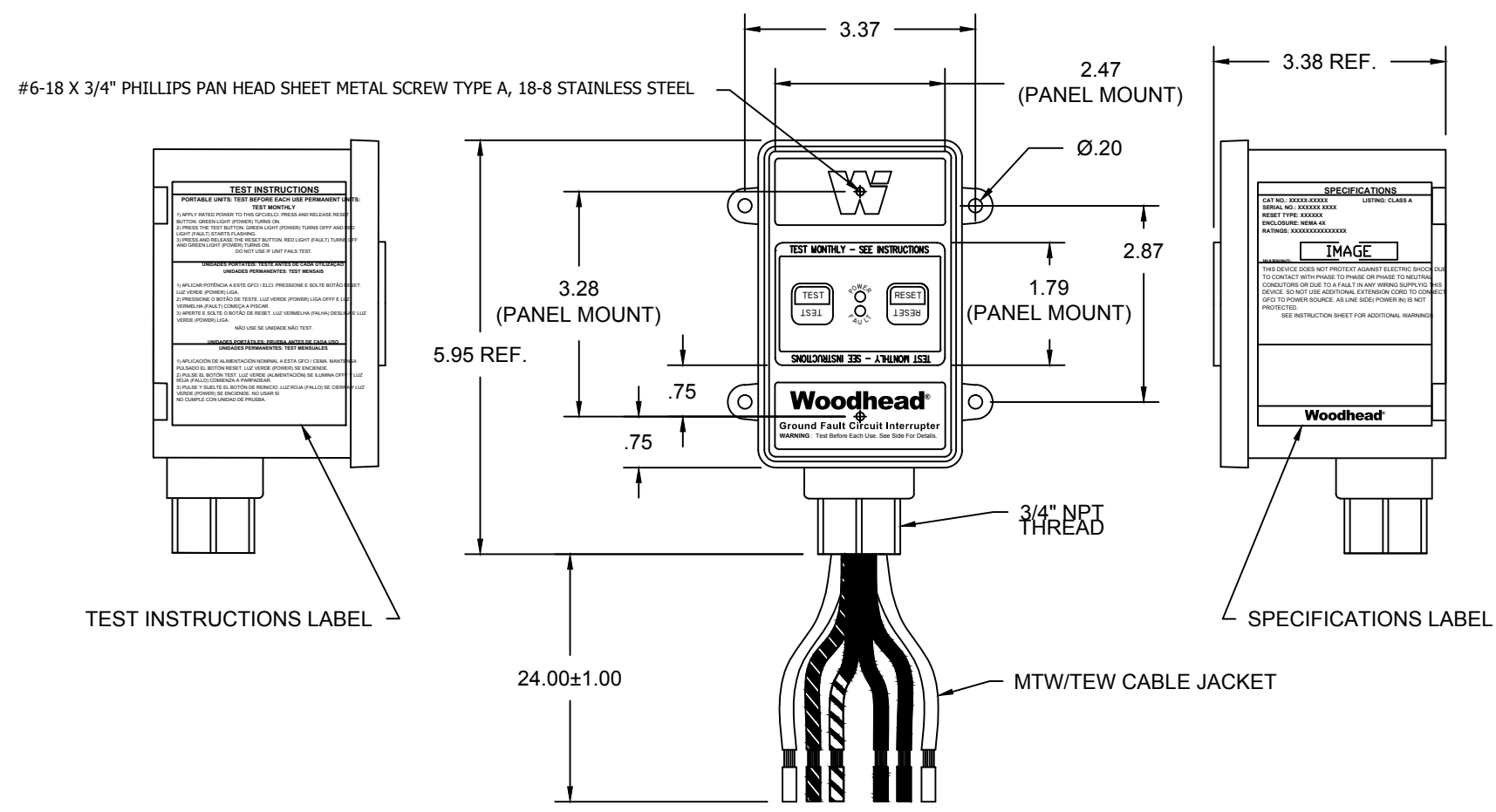
MATERIAL NUMBER: SEE TABLE
 CUSTOMER: GENERAL MARKET
 SHEET NUMBER: 1 OF 1

OLD DOCUMENT NO. SD-130153-039

TECHNICAL:
RATED VOLTAGE: 120VAC, 208VAC, 240VAC, 277VAC, 120/240VAC, 120/208VAC Dual Voltage, 120/208VAC 3Ø, 208VAC 3Ø, 240VAC 3Ø (277VAC non-U.L.)
OPERATING VOLTAGE RANGE: 85% TO 110% OF RATED
CURRENT: UP TO 30 AMPS OR WIRING DEVICE RATING
FREQUENCY: 60Hz, 50Hz (AVAILABLE non-UL)
TRIP LEVEL: 5 ± 1mA
PHASE: SINGLE, DUAL VOLTAGE, AND THREE-PHASE
RESPONSE TIME: 25 mS MAX. @500 OHM FAULT
DIELECTRIC WITHSTAND: 1500 VRMS ACROSS CONTACT
 4000 VRMS BETWEEN CONDUCTORS AND ENCLOSURE
 6000V IMPULSE, 0.5 MICROSECOND RISE TIME 100KHZ RINGING FREQUENCY WITH 40% DECAY PER CYCLE
OPERATING TEMPERATURE RANGE: -35°C TO +66°C (-31°F TO +151°F)
LEAKAGE CURRENT @ 93% HUMIDITY: ZERO
OVERLOAD CURRENT: 180 AMPS, 50% INDUCTIVE (25 CYCLES)
RF NOISE SUSCEPTIBILITY: NORMAL OPERATION WITH 0.5 VRMS INJECTED ON POWER LINE WITH FREQUENCIES UP TO 450 MHz
CURRENT FILTERS: SPECIFICALLY FILTERED TO MINIMIZE NUISANCE TRIPS IN WELDING, VARIABLE FREQUENCY DRIVE AND OTHER 'ELECTRICALLY NOISY' APPLICATIONS
LET GO LINE VOLTAGE: 60% OF RATED
GROUNDING DETECTION: 2 OHMS OR LESS (ON APPLICABLE MODELS ONLY)

GENERAL:
CONSTRUCTION: INDUSTRIAL GRADE DESIGN
TYPE: CLASS A
POWER-UP TYPE: AUTO OR MANUAL
ENDURANCE: 5000 OPERATIONS MINIMUM AT RATED LOAD
OPEN NEUTRAL PROTECTION: TRIPS UPON LOSS OF NEUTRAL (ON APPLICABLE MODELS ONLY)
GROUNDING PROTECTION: TRIPS IF GROUND AND NEUTRAL TOUCH AT LOAD SIDE (ON APPLICABLE MODELS ONLY)
POWER ON INDICATION: LIGHTED GREEN LED
POWER OFF INDICATION: BLINKING RED LED, PLUS OPTIONAL ANNUNCIATOR OF AC/DC OUTPUTS (ON APPLICABLE MODELS ONLY)
ENCLOSURE: NEMA 4X/P6
MOUNTING TYPE: PANEL, SURFACE AND PORTABLE
WIRING APPLICATION: 3,4,5 WIRE SINGLE, SPLIT, AND 3-PHASE
WIRING CONNECTIONS: PORTABLE (IN-LINE) AND PERMANENT (FIXED MOUNT) (SEE WIRING INSTRUCTIONS)
SWITCH INTERFACE: DOUBLE INSULATED
LATCHING MECHANISM: ELECTROMAGNETIC
FALSE TRIP DUE TO IMPACT: NONE
AGENCY APPROVAL: cULus, CSA, CSAus and cCSAus (U.L.943 and CSA C22.2 No. 144) (277VAC non-U.L.)

INDUSTRIAL GRADE DESIGN
 CLASS A
 AUTO OR MANUAL
 5000 OPERATIONS MINIMUM AT RATED LOAD
 TRIPS UPON LOSS OF NEUTRAL (ON APPLICABLE MODELS ONLY)
 TRIPS IF GROUND AND NEUTRAL TOUCH AT LOAD SIDE (ON APPLICABLE MODELS ONLY)
 LIGHTED GREEN LED
 BLINKING RED LED, PLUS OPTIONAL ANNUNCIATOR OF AC/DC OUTPUTS (ON APPLICABLE MODELS ONLY)
 NEMA 4X/P6
 PANEL, SURFACE AND PORTABLE
 3,4,5 WIRE SINGLE, SPLIT, AND 3-PHASE
 PORTABLE (IN-LINE) AND PERMANENT (FIXED MOUNT) (SEE WIRING INSTRUCTIONS)
 DOUBLE INSULATED
 ELECTROMAGNETIC
 NONE
 cULus, CSA, CSAus and cCSAus (U.L.943 and CSA C22.2 No. 144) (277VAC non-U.L.)



RESET TYPE	MATERIAL NO.	ENGINEERING NO.	PHASE	FIGURE
MANUAL	1301530239	30053-2M6F	SPLIT PHASE	FIGURE 1
	1301530240	30053-2M3F	THREE PHASE	FIGURE 2
	1301530241	30053-2M2F	THREE PHASE	FIGURE 2
AUTOMATIC	1301530242	30053-2M5F	THREE PHASE W/ NEUTRAL	FIGURE 3
	1301530243	30053-2A6F	SPLIT PHASE	FIGURE 1
	1301530244	30053-2A3F	THREE PHASE	FIGURE 2
	1301530245	30053-2A2F	THREE PHASE	FIGURE 2
	1301530246	30053-2A5F	THREE PHASE W/ NEUTRAL	FIGURE 3

UPDATED SPECS EC NO: IPG2014-1788 DRWN: BARDEN 2014/04/14 CHKD: HKNEELAN 2014/04/30 APPR: JFMURPHY 2014/03/27	QUALITY SYMBOLS ▽=0 ◁=0	GENERAL TOLERANCES (UNLESS SPECIFIED)		DIMENSION STYLE		SCALE NTS	DESIGN UNITS INCH	THIRD ANGLE PROJECTION	
			mm	INCH	IN/MM				
		4 PLACES	±---	±---	DRAWN BY				DATE
		3 PLACES	±---	±.005	BARDEN				2014/01/08
2 PLACES	±0.13	±.010	CHECKED BY	DATE					
1 PLACE	±0.25	±.020	HKNEELAN	2014/03/07					
ANGULAR ±1/2°			APPROVED BY	DATE	TITLE PERMANENT GFCI 30AMP SPLIT & 3 PHASE #10AWG WIRE LEADS		MOLEX INCORPORATED		
DRAFT WHERE APPLICABLE MUST REMAIN WITHIN DIMENSIONS			JFMURPHY	2014/03/27					
MATERIAL NO.		SEE CHART		DOCUMENT NO.		SHEET NO.			
				SD-130153-039		1 OF 1			
THIS DRAWING CONTAINS INFORMATION THAT IS PROPRIETARY TO MOLEX INCORPORATED AND SHOULD NOT BE USED WITHOUT WRITTEN PERMISSION									