

Overview

KEMET's MPLCG Series of metal composite inductors is ideal for use in DC to DC switching power supplies. The MPLCG's small size makes it ideal in applications with tight space requirements. The combination of composite core material and round wire allows these inductors to be used in applications with high switching frequencies and where efficiency is important.

Applications

- Switching DC-DC power supplies
- Notebook computers
- Tablets
- Embedded computer systems
- HDTVs
- DVD and BluRay players



Part Number System

MPLCG	0530	L	R22
Series	Size Code	Inductor	Inductance Code μH
MPLCG	0530 0630		R = decimal point Examples: R22 = 0.22 μH 1R0 = 1.0 μH

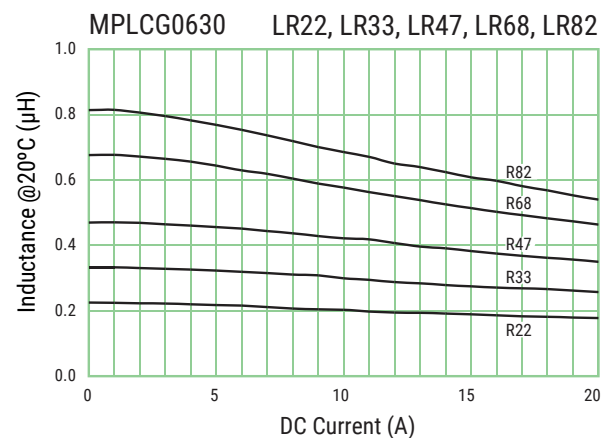
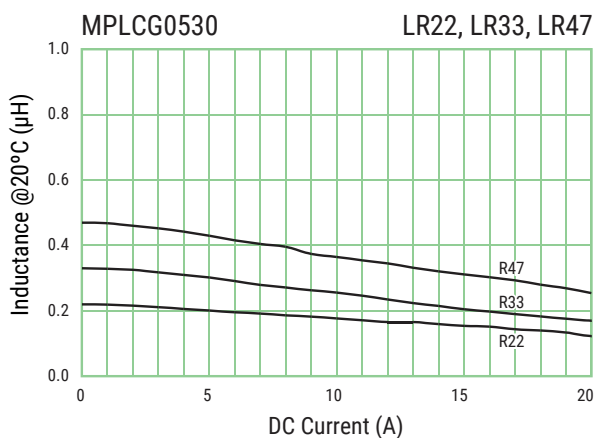
Table 1 – Ratings & Part Number Reference

Part Number	Inductance (μH) at 100 kHz	Inductance Tolerance	DC Resistance ($\text{m}\Omega$) $\pm 10\%$	Rated Current (A)	
				I_{rms}^1 (Ref.)	I_{sat}^2 (Ref.)
MPLCG0530LR22	0.22	$\pm 20\%$	3.7	14.1	10.2
MPLCG0530LR33	0.33	$\pm 20\%$	7.3	10.3	8.9
MPLCG0530LR47	0.47	$\pm 20\%$	9.0	9.3	8.7
MPLCG0530LR1R0	1.0	$\pm 20\%$	14.6	7.4	5.6
MPLCG0530LR1R5	1.5	$\pm 20\%$	21.7	5.9	5.6
MPLCG0530LR2R2	2.2	$\pm 20\%$	36.4	4.5	5.0
MPLCG0530LR3R3	3.3	$\pm 20\%$	58.0	3.6	3.1
MPLCG0530LR4R7	4.7	$\pm 20\%$	74.0	3.1	3.0
MPLCG0630LR22	0.22	$\pm 20\%$	2.7	21.4	17.9
MPLCG0630LR33	0.33	$\pm 20\%$	4.3	16.9	17.3
MPLCG0630LR47	0.47	$\pm 20\%$	5.0	15.8	15.6
MPLCG0630LR68	0.68	$\pm 20\%$	6.0	14.2	12.6
MPLCG0630LR82	0.82	$\pm 20\%$	7.0	13.1	11.8
MPLCG0630LR1R0	1.0	$\pm 20\%$	9.0	11.9	11.3
MPLCG0630LR1R5	1.5	$\pm 20\%$	15.0	9.9	8.3
MPLCG0630LR2R2	2.2	$\pm 20\%$	19.0	8.2	7.8
MPLCG0630LR3R3	3.3	$\pm 20\%$	30.0	6.5	6.3
MPLCG0630LR4R7	4.7	$\pm 20\%$	41.0	5.5	5.4

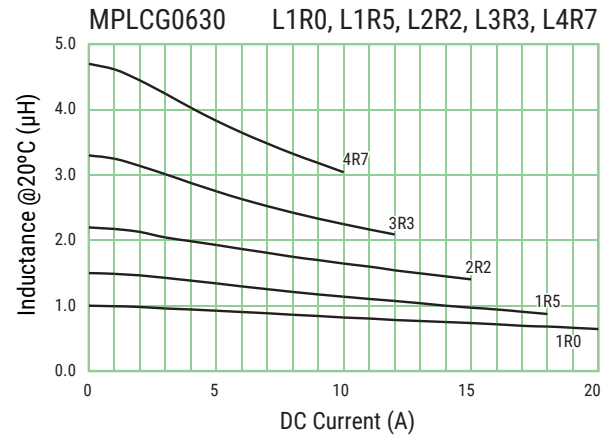
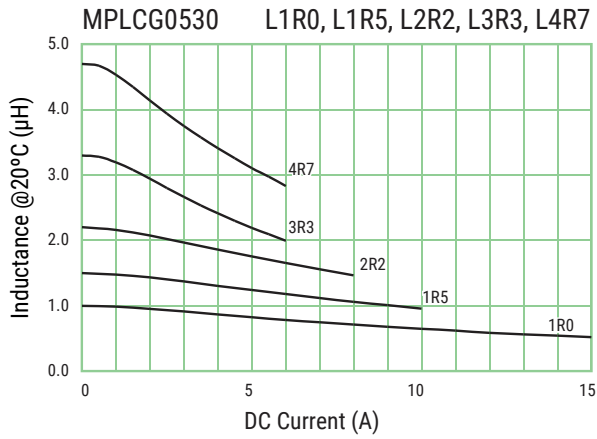
¹ $T = 40\text{ K}$ rise at rated current.

² Inductance drop 20% at rated current.

DC-Superposed Characteristics



DC-Superposed Characteristics



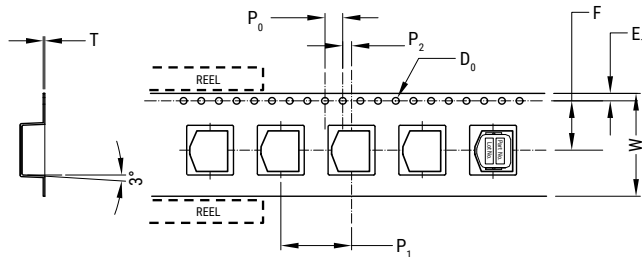
Specifications

Part Number	Dimensions (mm)	Land Pattern
MPLCG0530		
MPLCG0630		

Operating temperature range: -20°C to +120°C (Include self temperature rise)

Taping Specification

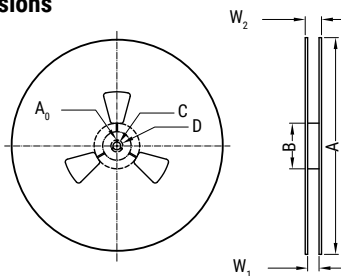
Dimensions of indented square hole plastic tape



Series	Reel Qty		Dimensions (mm)								
			W	F	E ₁	P ₁	P ₂	P ₀	∅D ₀	T	
MPLCG0530	3,500	Tolerance	±0.3	±0.1	±0.1	±0.1	±0.1	±0.1	±0.1	±0.05	±0.05
		Nominal	12.0	5.5	1.75	8.0	2.0	4.0	1.55	0.4	
MPLCG0630	2,000	Tolerance	±0.3	±0.1	±0.1	±0.1	±0.1	±0.1	±0.1	±0.05	±0.05
		Nominal	16.0	7.5	1.75	12.0	2.0	4.0	1.55	0.4	

Reel Specifications

Reel dimensions



Series		Dimensions (mm)							
		A	B	C	D	A ₀	r	W ₁	W ₂
MPLCG0530	Tolerance	±5.0	±10.0	±1.0	±0.8	±0.5		±1.5	±2.0
	Nominal	∅380	∅95	∅13.5	∅21.0	2.0	R1.0	14.5	18.5
MPLCG0630	Tolerance	±5.0	±10.0	±1.0	±0.8	±0.5		±1.0	±1.5
	Nominal	∅380	∅95	∅13.5	∅21.0	2.0	R1.0	18.0	21.6

KEMET Electronic Corporation Sales Offices

For a complete list of our global sales offices, please visit www.kemet.com/sales.

Disclaimer

All product specifications, statements, information and data (collectively, the "Information") in this datasheet are subject to change. The customer is responsible for checking and verifying the extent to which the Information contained in this publication is applicable to an order at the time the order is placed.

All Information given herein is believed to be accurate and reliable, but it is presented without guarantee, warranty, or responsibility of any kind, expressed or implied.

Statements of suitability for certain applications are based on KEMET Electronics Corporation's ("KEMET") knowledge of typical operating conditions for such applications, but are not intended to constitute – and KEMET specifically disclaims – any warranty concerning suitability for a specific customer application or use. The Information is intended for use only by customers who have the requisite experience and capability to determine the correct products for their application. Any technical advice inferred from this Information or otherwise provided by KEMET with reference to the use of KEMET's products is given gratis, and KEMET assumes no obligation or liability for the advice given or results obtained.

Although KEMET designs and manufactures its products to the most stringent quality and safety standards, given the current state of the art, isolated component failures may still occur. Accordingly, customer applications which require a high degree of reliability or safety should employ suitable designs or other safeguards (such as installation of protective circuitry or redundancies) in order to ensure that the failure of an electrical component does not result in a risk of personal injury or property damage.

Although all product-related warnings, cautions and notes must be observed, the customer should not assume that all safety measures are indicated or that other measures may not be required.

KEMET is a registered trademark of KEMET Electronics Corporation.