



Middle Atlantic Products

EXCEPTIONAL SUPPORT & PROTECTION™

120 Volt Rackmount Power Strips



EIA/TIA Compliant



Intertek

Rackmount units provide economical 15 and 20 amp power distribution

Features

- Available in 15 and 20 amp models
- 8 circuit breaker protected rear outlets
- Enhanced surge protection with no surge diversion to ground (PD-915, PD-920 and PD-815 Series only)
- Two models available with front outlet and illuminated power switch or pilot light for status indication
- Choice of finishes available: Black Brushed and Anodized, Black powder coat
- Select models available with 20' power cords

PD-915R / PD-915RC-20 / PD-920R-NS / PD-920R / PD-920RC-20



front view

PD-815R-PL



front view

PD-915R-PL



front view

PD-815RA-PL



front view



15 amp - rear view



20 amp - rear view

Architects' and Engineers' Specifications

EIA compliant 19" Rackmount power strip shall be Middle Atlantic Products model # ___ (refer to chart), with a ___ amp power capacity (refer to chart), differential and common mode surge and spike protection (surge and spike protection available on 15 amp power only) and EMI filtering. Enhanced surge protection with no surge diversion to ground (PD-915, PD-920 and PD-815 series only). Rackmount power strip shall operate on 120 volt AC/60Hz current. Rackmount power strip shall include ___' (refer to chart) SignalSafe™ 4/3 power cord with ___ plug (refer to chart), 8 rear outlets (refer to chart), ___ front outlet (s)(refer to chart), and ___ amp circuit breaker located on the power strip's ___ (refer to chart). Rackmount power strip shall occupy one rackspace and be constructed of 18-gauge phosphate pre-treated steel with a ___ finish (refer to chart). Rackmount power strip shall be RoHS EU Directive 2002/95/EC compliant. Rackmount

power strip shall be GREENGUARD Indoor Air Quality Certified for Children and Schools.

Rackmount power strip shall be manufactured by an ISO 9001 registered company. Rackmount power strip shall be warranted to be free from defects in materials and workmanship under normal use and conditions for a period of 3 years. Rackmount power strip shall be ETL listed to UL standard 1419 in US and to CAN/CSA C22.2 #1 in Canada.


CUSTOMIZABLE SPECIFICATION CLIPS AVAILABLE AT MIDDLEATLANTIC.COM

Rackmount Power Strips basic dimensions




All dimensions in inches [Bracketed dimensions are in millimeters]

TOP VIEW



FRONT VIEW

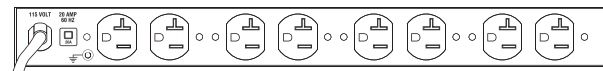


(PD-815RA-PL)

REAR VIEW



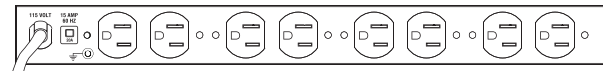
(PD-920R-NS, PD-915R, PD-915RC-20, PD-920R, PD-920RC-20)



(PD-920R-NS, PD-920R, PD-920RC-20)



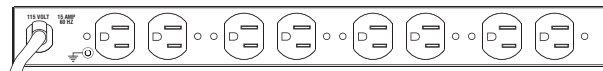
(PD-815R-PL)



(PD-815R-PL / PD-815RA-PL / PD815RC-PL)



(PD-915R-PL)



(PD-915R)

Part #	Amps	Power Cord Type	# Front Outlets	# Rear Outlets	Circuit Breaker Location	Rear Outlet Type	Cord Length	Finish
PD-815R-PL	15	NEMA 5-15P	0	8	Rear	NEMA 5-15R	9'	Black Powder Coat
PD-815RA-PL	15	NEMA 5-15P	0	8	Rear	NEMA 5-15R	9'	Black Brushed and Anodized
PD-915R	15	NEMA 5-15P	1	8	Front	NEMA 5-15R	9'	Black Powder Coat
PD-920R-NS	20	NEMA 5-20P	1	8	Rear	NEMA 5-20R	9'	Black Powder Coat
PD-915R-PL	15	NEMA 5-15P	1	8	Rear	NEMA 5-15R	9'	Black Brushed and Anodized
PD-920R	20	NEMA 5-20P	1	8	Front	NEMA 5-20P	9'	Black Powder Coat
PD-920RC-20	20	NEMA 5-20P	1	8	Front	NEMA 5-20P	20'	Black Powder Coat
PD-915RC-20	15	NEMA 5-15P	1	8	Front	NEMA 5-15R	20'	Black Powder Coat

Surge Suppression & EMI Filter Specifications (PD-815R-PL / PD-815RA-PL / PD-815RC-PL / PD-915R)

- Nominal line voltage: 120 VAC
- Maximum line current: 15 Amps
- Maximum allowable voltage: 125 VAC (RMS)
 - Maximum continuous voltage differential applied between line and neutral
 - Maximum clamping voltage: 395 volts@100 amps
- Peak impulse current (8/20 micro seconds):
 - 30,000 amps, one time
 - 21,000 amps, two times within 5 minutes
- 9,000 amps, ten times within 2 minutes
- Maximum peak impulse current pulse as defined between line and neutral
- Maximum multiple impulse current derated per spec
- Response time: Instantaneous (Less than 1 nanosecond)
- EMI/ RF Suppression: More than 20 db
 - Calculated line to neutral, 100 KHz to 1 MHz suppression based upon nominal impedance