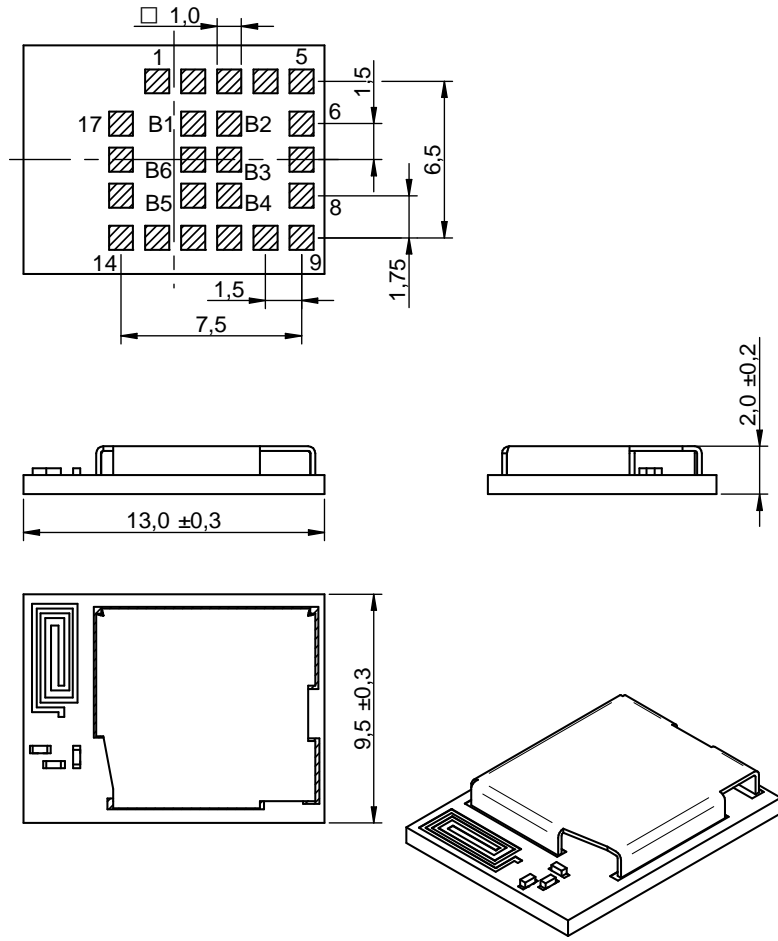
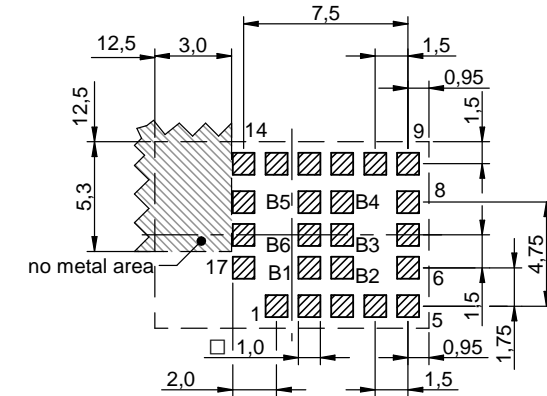


Dimensions: [mm]

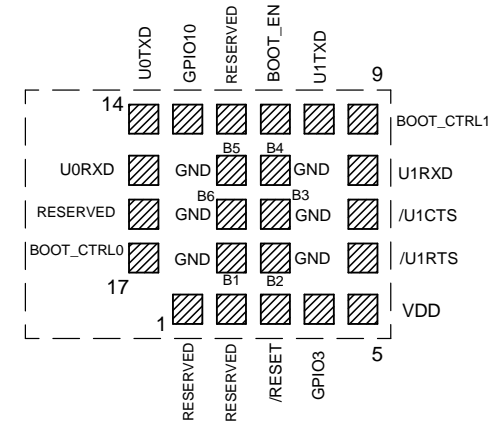


Scale - 3:1

Recommended Land Pattern: [mm]



Product Specific Pinning:



Würth Elektronik eiSos GmbH & Co. KG
EMC & Inductive Solutions
Max-Eyth-Str. 1
74638 Waldenburg
Germany
Tel. +49 (0) 79 42 945 - 0
www.we-online.com
eiSos@we-online.com

CHECKED JaB	REVISION 001.000	DATE (YYYY-MM-DD) 2024-03-14	GENERAL TOLERANCE DIN ISO 2768-1m	PROJECTION METHOD
DESCRIPTION Stephano-I WIFI & Bluetooth® module T&R			ORDER CODE 2617011025000	
BUSINESS UNIT eiSmart		STATUS Valid	PAGE 1/8	

General Properties - Bluetooth® & WiFi

Properties		Value	Unit
Communication Protocol/ Standard	RF _{prot}	IEEE 802.11 b/g/n & Bluetooth® Low Energy 5.0	
Antenna Connector Type	ANT _{Conn}	Internal antenna	
Microcontroller	μC	SoC	
Radio Chipset	RF-IC	ESP32-C3FH4	
Memory Size (Flash)		4	MB
Memory Size (RAM)		400	kB
Interface 1	IO ₁	UART	
Interface 1 Default Baudrate	IO ₁ Baudrate	115.2	kBd

General Properties - Bluetooth®

Radio channel min.	0
Radio channel max.	39

General Properties - WiFi

Radio channel min.	1
Radio channel max.	14

Electrical Properties - Bluetooth® & WiFi




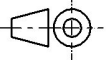

Properties	Test conditions	Value			Unit
		min.	typ.	max.	
Operating supply voltage	V _{DD} TAMB = 25 °C, RH = 60 %	3	3.3	3.6	V
Supply Current Sleep	I _{sleep} VDD = 3.3 V, TAMB = 25 °C, RH = 60 %	5			μA

RF-Electrical Properties - Bluetooth®

Properties		Test conditions	Value	Unit
Frequency min.	f _{min.}	VDD = 3.3 V, TAMB = 25 °C, RH = 60 %	2402	MHz
Frequency max.	f _{max.}	VDD = 3.3 V, TAMB = 25 °C, RH = 60 %	2480	MHz
Line of Sight Range		Two-ray ground-reflection model, antenna height = 2 m	300	m
RF Bitrate max.	R _b max.	latest FW revision	2	Mbps
Supply Current Transmitting	I _{TX}	VDD = 3.3 V, TAMB = 25 °C, RH = 60 % Mode: Bluetooth® LE, Datarate: 1 Mbps, Power index: 12	161	mA
Supply Current Receiving	I _{RX}	VDD = 3.3 V, TAMB = 25 °C, RH = 60 %	81	mA
Output Power e.r.p.	P _{Tx, e.r.p.}	VDD = 3.3 V, TAMB = 25 °C, RH = 60 % Datarate: 1 Mbps, Power index: 12	4.5	dBm
RX sensitivity e.r.p.	RX _{sens, e.r.p.}	VDD = 3.3 V, TAMB = 25 °C, RH = 60 % Datarate: 1 Mbps	-89	dBm

RF-Electrical Properties - WiFi

Properties		Test conditions	Value	Unit
Frequency min.	f _{min.}	VDD = 3.3 V, TAMB = 25 °C, RH = 60 %	2412	MHz
Frequency max.	f _{max.}	VDD = 3.3 V, TAMB = 25 °C, RH = 60 %	2472	MHz
Line of Sight Range		Two-ray ground-reflection model, antenna height = 2 m	450	m
RF Bitrate max.	R _b max.	latest FW revision	150	Mbps
Supply Current Transmitting	I _{TX}	VDD = 3.3 V, TAMB = 25 °C, RH = 60 % Mode: WiFi 11b, Datarate: 1 Mbps, Power index: 80	167	mA
Supply Current Receiving	I _{RX}	VDD = 3.3 V, TAMB = 25 °C, RH = 60 %	82	mA
Output Power e.r.p.	P _{Tx, e.r.p.}	VDD = 3.3 V, TAMB = 25 °C, RH = 60 % Mode: WiFi 11b, Datarate: 1 Mbps, Power index: 80	13.4	dBm
RX sensitivity e.r.p.	RX _{sens, e.r.p.}	VDD = 3.3 V, TAMB = 25 °C, RH = 60 % Datarate: 1 Mbps	-87	dBm

  	CHECKED	REVISION	DATE (YYYY-MM-DD)	GENERAL TOLERANCE	PROJECTION METHOD	
	JaB	001.000	2024-03-14	DIN ISO 2768-1m		
 WURTH ELEKTRONIK MORE THAN YOU EXPECT	Würth Elektronik eiSos GmbH & Co. KG EMC & Inductive Solutions Max-Eyth-Str. 1 74638 Waldenburg Germany Tel. +49 (0) 79 42 945 - 0 www.we-online.com eiSos@we-online.com				DESCRIPTION Stephano-I WiFi & Bluetooth® module T&R	
					BUSINESS UNIT	STATUS
				eiSmart	Valid	2/8
				ORDER CODE		
				2617011025000		

Additional General Information:

Operating Temperature	-40 °C up to +85 °C
Storage Conditions (in original packaging)	< 40 °C ; < 90 %
Moisture Sensitivity Level (MSL)	3

Product Specific Pinning:




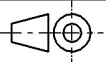

Pin	Pad	Description	I/O
RESERVED	1	Reserved pin. Do not connect.	I/O
RESERVED	2	Reserved pin. Do not connect.	I/O
/RESET	3	Reset pin. A low signal resets the module.	Input
GPIO3	4	Reserved pin. Can be used as wake-up source or ADC channel. Do not connect if not needed.	Input
VDD	5	Supply voltage.	Supply
/U1RTS	6	/RTS signal of the application UART, if flow control is enabled. Do not connect if not needed.	Output
/U1CTS	7	/CTS signal of the application UART, if flow control is enabled. Uses internal pull-up. Do not connect if not needed.	Input
U1RXD	8	Application UART (reception). Uses internal pull-up resistor.	Input
BOOT_CTRL1	9	Boot control pin. External 1.5 kΩ pull-up resistor needed.	Input
U1TXD	10	Application UART (transmission).	Output
BOOT_EN	11	Boot control pin. Low level: boot mode. High level: application mode. Uses internal pull-up.	Input
RESERVED	12	Reserved pin. Do not connect.	I/O
GPIO10	13	Reserved pin. Can be used as wake-up source. Do not connect if not needed.	Input
U0TXD	14	Debug UART (transmission). Do not connect if not needed.	Output

Product Specific Pinning:

Pin	Pad	Description	I/O
U0RXD	15	Debug UART (reception). Uses internal pull-up resistor. Do not connect if not needed.	Input
RESERVED	16	Reserved pin. Do not connect.	I/O
BOOT_CTRL0	17	Boot control pin. External 1.5 kΩ pull-up resistor needed.	Input
GND	18	Ground	Supply
GND	B1	Ground	Supply
GND	B2	Ground	Supply
GND	B3	Ground	Supply
GND	B4	Ground	Supply
GND	B5	Ground	Supply
GND	B6	Ground	Supply

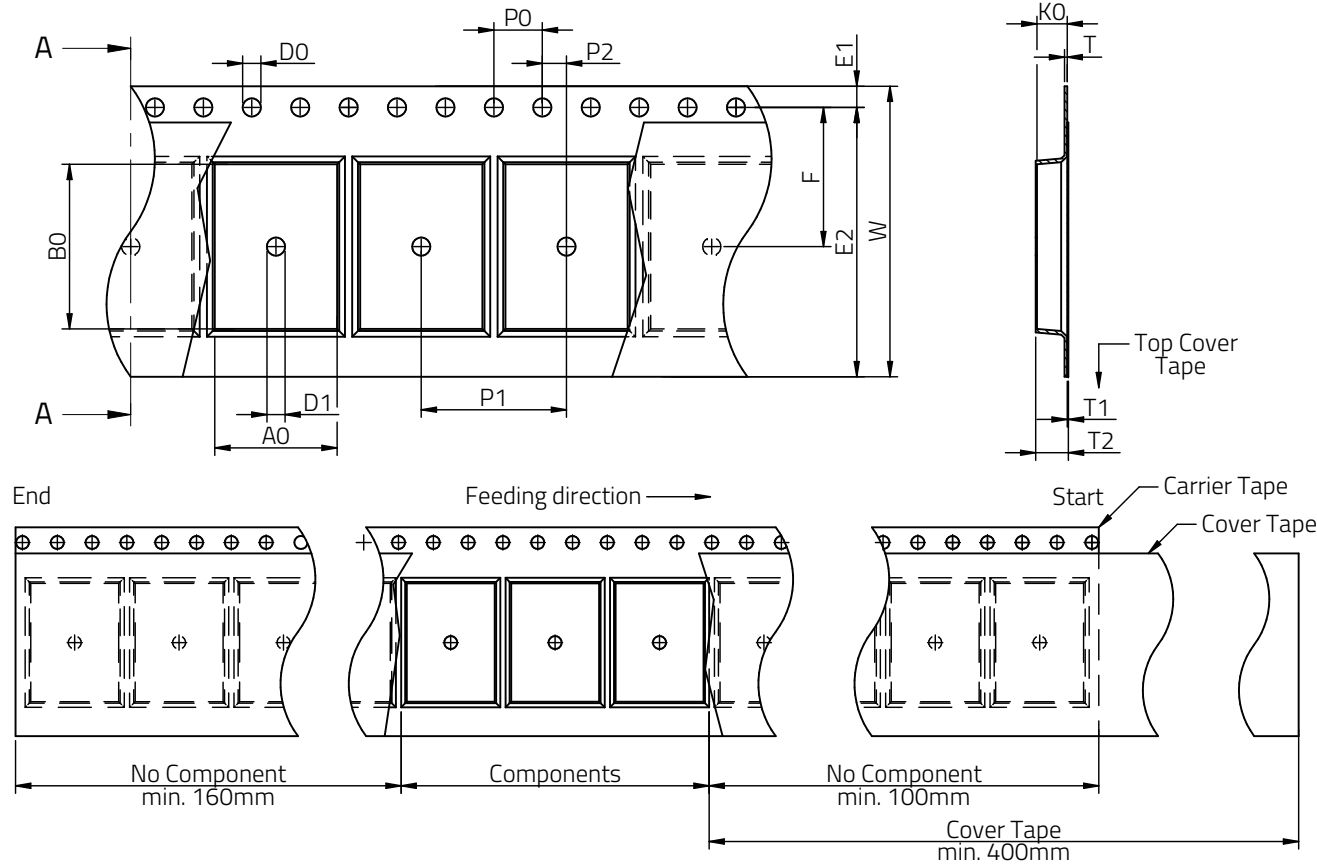
Certification:

RoHS Approval	Compliant [2011/65/EU&2015/863]
REACH Approval	Conform or declared [(EC)1907/2006]

  	CHECKED	REVISION	DATE (YYYY-MM-DD)	GENERAL TOLERANCE	PROJECTION METHOD	
	JaB	001.000	2024-03-14	DIN ISO 2768-1m		
 WURTH ELEKTRONIK MORE THAN YOU EXPECT	Stephano-I WIFI & Bluetooth® module T&R				ORDER CODE	2617011025000
	Würth Elektronik eiSos GmbH & Co. KG EMC & Inductive Solutions Max-Eyth-Str. 1 74638 Waldenburg Germany Tel. +49 (0) 79 42 945 - 0 www.we-online.com eiSos@we-online.com				BUSINESS UNIT	
				eiSmart	Valid	3/8

This electronic component has been designed and developed for usage in general electronic equipment only. This product is not authorized for use in equipment where a higher safety standard and reliability standard is especially required or where a failure of the product is reasonably expected to cause severe personal injury or death, unless the parties have executed an agreement specifically governing such use. Moreover Würth Elektronik eiSos GmbH & Co KG products are neither designed nor intended for use in areas such as military, aerospace, aviation, nuclear control, submarine, transportation, transportation signal, disaster prevention, medical, public information network etc.. Würth Elektronik eiSos GmbH & Co KG must be informed about the intent of such usage before the design-in stage. In addition, sufficient reliability evaluation checks for safety must be performed on every electronic component which is used in electrical circuits that require high safety and reliability functions or performance.

Packaging Specification - Tape: [mm]



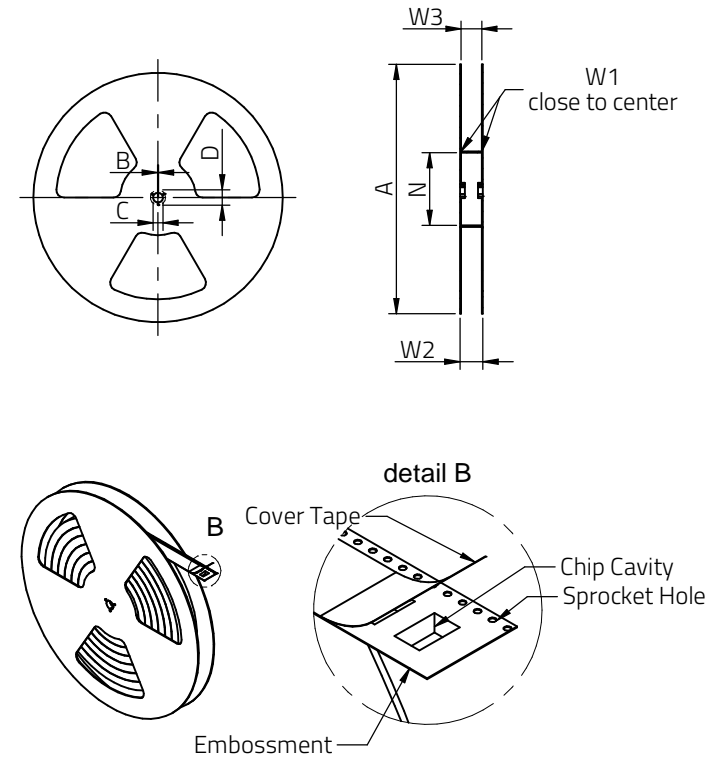
Packaging is referred to the international standard **IEC 60286-3:2019**

	Tape Type	A0 (mm)	B0 (mm)	W (mm)	T (mm)	T1 (mm)	T2 (mm)	K0 (mm)	P0 (mm)	P1 (mm)	P2 (mm)	D0 (mm)	D1 (mm)	E1 (mm)	E2 (mm)	F (mm)	Material	Qty. (pcs.)
Tolerance		typ.	typ.	+0,3/-0,1	ref.	ref.	typ.	typ.	±0,1	±0,1	±0,1	+0,1/-0,0	min.	±0,1	min.	±0,1		
Value	2a	10,10	13,60	24,00	0,30	0,10	2,80	2,60	4,00	12,00	2,00	1,50	1,50	1,75	22,25	11,50	Polystyrene	500



Tape width	24 mm	Pull-off force	0,1 N - 1,3 N
------------	-------	----------------	---------------

Packaging Specification - Reel: [mm]



	A (mm)	B (mm)	C (mm)	D (mm)	N (mm)	W1 (mm)	W2 (mm)	W3 (mm)	W3 (mm)	Material
Tolerance	± 2,0	min.	min.	min.	min.	+ 2,0	max.	min.	max.	
Value	330,00	1,50	12,80	20,20	60,00	24,40	30,40	23,90	27,40	Polystyrene



Würth Elektronik eiSos GmbH & Co. KG
EMC & Inductive Solutions
Max-Eyth-Str. 1
74638 Waldenburger
Germany
Tel. +49 (0) 79 42 945 - 0
www.we-online.com
eiSos@we-online.com

CHECKED	REVISION	DATE (YYYY-MM-DD)	GENERAL TOLERANCE	PROJECTION METHOD
JaB	001.000	2024-03-14	DIN ISO 2768-1m	
DESCRIPTION				
Stephano-I WIFI & Bluetooth® module T&R				
ORDER CODE			2617011025000	
BUSINESS UNIT		STATUS	PAGE	
eiSmart		Valid	4/8	

Classification Reflow Profile for SMT components:



Classification Reflow Soldering Profile:

Profile Feature		Value
Preheat Temperature Min	$T_{s \text{ min}}$	150 °C
Preheat Temperature Max	$T_{s \text{ max}}$	200 °C
Preheat Time t_s from $T_{s \text{ min}}$ to $T_{s \text{ max}}$	t_s	60 - 120 seconds
Ramp-up Rate (T_L to T_p)		3 °C/ second max.
Liquidous Temperature	T_L	217 °C
Time t_L maintained above T_L	t_L	60 - 150 seconds
Peak package body temperature	T_p	260°C
Time within 5°C of actual peak temperature	t_p	20 - 30 seconds
Ramp-down Rate (T_p to T_L)		6 °C/ second max.
Time 25°C to peak temperature		8 minutes max.

refer to IPC/ JEDEC J-STD-020E



Würth Elektronik eiSos GmbH & Co. KG
 EMC & Inductive Solutions
 Max-Eyth-Str. 1
 74638 Waldenburg
 Germany
 Tel. +49 (0) 79 42 945 - 0
 www.we-online.com
 eiSos@we-online.com

CHECKED JaB	REVISION 001.000	DATE (YYYY-MM-DD) 2024-03-14	GENERAL TOLERANCE DIN ISO 2768-1m	PROJECTION METHOD
DESCRIPTION Stephano-I WIFI & Bluetooth® module T&R			ORDER CODE 2617011025000	
BUSINESS UNIT eiSmart		STATUS Valid	PAGE 5/8	

Further information

Component Libraries:



[3D_BLE-WIFI-WIRL-COMB_2617011025000](#)



[Altium_WIRL \(V14.0\)](#)



[Eagle_WIRL \(V14.1\)](#)



[IGS_BLE-WIFI-WIRL-COMB_2617011025000](#)



[STP_BLE-WIFI-WIRL-COMB_2617011025000](#)

Related Products:






- [Evaluation Kit: 2617029025001](#)

Get a Quote:

[Request a quote here!](#)

Tutorials:

- [Technical Support](#)
- [Manuals](#)
- [Software Downloads](#)
- [Firmware Individualization](#)
- [Certificate of Conformity](#)
- [Wireless Connectivity & Sensors Overview](#)

  	CHECKED JaB	REVISION 001.000	DATE (YYYY-MM-DD) 2024-03-14	GENERAL TOLERANCE DIN ISO 2768-1m	PROJECTION METHOD 
	Stephano-I WIFI & Bluetooth® module T&R				ORDER CODE 2617011025000
 WÜRTH ELEKTRONIK MORE THAN YOU EXPECT	Würth Elektronik eiSos GmbH & Co. KG EMC & Inductive Solutions Max-Eyth-Str. 1 74638 Waldenburg Germany Tel. +49 (0) 79 42 945 - 0 www.we-online.com eiSos@we-online.com			BUSINESS UNIT eiSmart	STATUS Valid
			PAGE 6/8		

Cautions and Warnings:

The following conditions apply to all goods within the product series of wireless connectivity of Würth Elektronik eiSos GmbH & Co. KG:

General:

- This electronic component is designed and developed with the intention for use in general electronic equipment.
- Würth Elektronik must be asked for written approval (following the PPAP procedure) before incorporating the components into any equipment in fields such as military, aerospace, aviation, nuclear control, submarine, transportation (automotive control, train control, ship control), transportation signal, disaster prevention, medical, public information network, etc. where higher safety and reliability are especially required and/or if there is the possibility of direct damage or human injury.
- Electronic components that will be used in safety-critical or high-reliability applications, should be pre-evaluated by the customer.
- The component is designed and manufactured to be used within the datasheet specified values. If the usage and operation conditions specified in the datasheet are not met, the wire insulation may be damaged or dissolved.
- Do not drop or impact the components, the component may be damaged.
- Würth Elektronik products are qualified according to international standards, which are listed in each product reliability report. Würth Elektronik does not guarantee any customer qualified product characteristics beyond Würth Elektronik's specifications, for its validity and sustainability over time.
- The responsibility for the applicability of the customer specific products and use in a particular customer design is always within the authority of the customer. All technical specifications for standard products also apply to customer specific products.

Product specific:

Soldering:

- The solder profile must comply with the technical product specifications. All other profiles will void the warranty.
- All other soldering methods are at the customer's own risk.

Cleaning and Washing:

- Washing agents used during the production to clean the customer application might damage or change the characteristics of the component. Washing agents may have a negative effect on the long-term functionality of the product.
- Using a brush during the cleaning process could break the module. Therefore, we do not recommend using a brush during the PCB cleaning process.

Potting and Coating:

- If the product is potted in the customer application, the potting material might shrink or expand during and after hardening. Shrinking could lead to an incomplete seal, allowing contaminants into the component. Expansion could damage components. We recommend a manual inspection after potting to avoid these effects.

- Conformal coating or potting results in loss of warranty.
- The RF shield will not protect the part from low-viscosity coatings and potting. An undefined amount of coating and potting will enter inside the shielding.
- Conformal coating and potting will influence the parts of the radio front end and consequently influence the radio performance.
- Potting will influence the temperature behaviour of the device. This might be critical for components with high power.

Storage Conditions:

- A storage of Würth Elektronik products for longer than 12 months is not recommended. Within other effects, the terminals may suffer degradation, resulting in bad solderability. Therefore, all products shall be used within the period of 12 months based on the day of shipment.
- Do not expose the components to direct sunlight.
- The storage conditions in the original packaging are defined according to DIN EN 61760-2.
- If there is a moisture sensitive component, the storage condition in the original packaging is defined according to IPC/JEDEC-J-STD-033. It is also recommended to return the component to the original moisture proof bag and reseal the moisture proof bag again.
- ESD prevention methods need to be followed for manual handling and processing by machinery.
- The storage conditions stated in the original packaging apply to the storage time and not to the transportation time of the components.

Packaging:




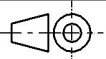

- The packaging specifications apply only to purchase orders comprising whole packaging units. If the ordered quantity exceeds or is lower than the specified packaging unit, packaging in accordance with the packaging specifications cannot be ensured.

Handling:

- Violation of the technical product specifications such as exceeding the nominal rated current, will void the warranty.
- Violation of the technical product specifications such as but not limited to exceeding the absolute maximum ratings will void the conformance to regulatory requirements.
- The edge castellation is designed and made for prototyping, i.e. hand soldering purposes only.
- Non-antenna modules must be equipped with a proper antenna having specific characteristics.
- The applicable country regulations and specific environmental regulations must be observed.
- Do not disassemble the product. Evidence of tampering will void the warranty.
- The temperature rise of the component must be taken into consideration. The operating temperature is comprised of ambient temperature and temperature rise of the component. The operating temperature of the component shall not exceed the maximum temperature specified.

These cautions and warnings comply with the state of the scientific and technical knowledge and are believed to be accurate and reliable. However, no responsibility is assumed for inaccuracies or incompleteness.

All topics are described in a more detailed manner in the manual for each product.

  	CHECKED JaB	REVISION 001.000	DATE (YYYY-MM-DD) 2024-03-14	GENERAL TOLERANCE DIN ISO 2768-1m	PROJECTION METHOD 	
	Stephano-I WIFI & Bluetooth® module T&R				ORDER CODE 2617011025000	
 WÜRTH ELEKTRONIK MORE THAN YOU EXPECT	Würth Elektronik eiSos GmbH & Co. KG EMC & Inductive Solutions Max-Eyth-Str. 1 74638 Waldenburg Germany Tel. +49 (0) 79 42 945 - 0 www.we-online.com eiSos@we-online.com			BUSINESS UNIT eiSmart	STATUS Valid	PAGE 7/8
	<small>This electronic component has been designed and developed for usage in general electronic equipment only. This product is not authorized for use in equipment where a higher safety standard and reliability standard is especially required or where a failure of the product is reasonably expected to cause severe personal injury or death, unless the parties have executed an agreement specifically governing such use. Moreover Würth Elektronik eiSos GmbH & Co KG products are neither designed nor intended for use in areas such as military, aerospace, aviation, nuclear control, submarine, transportation, transportation signal, disaster prevention, medical, public information network etc.. Würth Elektronik eiSos GmbH & Co KG must be informed about the intent of such usage before the design-in stage. In addition, sufficient reliability evaluation checks for safety must be performed on every electronic component which is used in electrical circuits that require high safety and reliability functions or performance.</small>					

Important Notes

The following conditions apply to all goods within the product range of Würth Elektronik eiSos GmbH & Co. KG:

1. General Customer Responsibility

Some goods within the product range of Würth Elektronik eiSos GmbH & Co. KG contain statements regarding general suitability for certain application areas. These statements about suitability are based on our knowledge and experience of typical requirements concerning the areas, serve as general guidance and cannot be estimated as binding statements about the suitability for a customer application. The responsibility for the applicability and use in a particular customer design is always solely within the authority of the customer. Due to this fact it is up to the customer to evaluate, where appropriate to investigate and decide whether the device with the specific product characteristics described in the product specification is valid and suitable for the respective customer application or not.

2. Customer Responsibility related to Specific, in particular Safety-Relevant Applications

It has to be clearly pointed out that the possibility of a malfunction of electronic components or failure before the end of the usual lifetime cannot be completely eliminated in the current state of the art, even if the products are operated within the range of the specifications. In certain customer applications requiring a very high level of safety and especially in customer applications in which the malfunction or failure of an electronic component could endanger human life or health it must be ensured by most advanced technological aid of suitable design of the customer application that no injury or damage is caused to third parties in the event of malfunction or failure of an electronic component. Therefore, customer is cautioned to verify that data sheets are current before placing orders. The current data sheets can be downloaded at www.we-online.com.

3. Best Care and Attention

Any product-specific notes, cautions and warnings must be strictly observed. Any disregard will result in the loss of warranty.

4. Customer Support for Product Specifications

Some products within the product range may contain substances which are subject to restrictions in certain jurisdictions in order to serve specific technical requirements. Necessary information is available on request. In this case the field sales engineer or the internal sales person in charge should be contacted who will be happy to support in this matter.

5. Product R&D

Due to constant product improvement product specifications may change from time to time. As a standard reporting procedure of the Product Change Notification (PCN) according to the JEDEC-Standard inform about minor and major changes. In case of further queries regarding the PCN, the field sales engineer or the internal sales person in charge should be contacted. The basic responsibility of the customer as per Section 1 and 2 remains unaffected.

6. Product Life Cycle




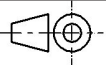

Due to technical progress and economical evaluation we also reserve the right to discontinue production and delivery of products. As a standard reporting procedure of the Product Termination Notification (PTN) according to the JEDEC-Standard we will inform at an early stage about inevitable product discontinuance. According to this we cannot guarantee that all products within our product range will always be available. Therefore it needs to be verified with the field sales engineer or the internal sales person in charge about the current product availability expectancy before or when the product for application design-in disposal is considered. The approach named above does not apply in the case of individual agreements deviating from the foregoing for customer-specific products.

7. Property Rights

All the rights for contractual products produced by Würth Elektronik eiSos GmbH & Co. KG on the basis of ideas, development contracts as well as models or templates that are subject to copyright, patent or commercial protection supplied to the customer will remain with Würth Elektronik eiSos GmbH & Co. KG. Würth Elektronik eiSos GmbH & Co. KG does not warrant or represent that any license, either expressed or implied, is granted under any patent right, copyright, mask work right, or other intellectual property right relating to any combination, application, or process in which Würth Elektronik eiSos GmbH & Co. KG components or services are used.

8. General Terms and Conditions

Unless otherwise agreed in individual contracts, all orders are subject to the current version of the "General Terms and Conditions of Würth Elektronik eiSos Group", last version available at www.we-online.com.

  			CHECKED JaB	REVISION 001.000	DATE (YYYY-MM-DD) 2024-03-14	GENERAL TOLERANCE DIN ISO 2768-1m	PROJECTION METHOD 	
 WÜRTH ELEKTRONIK MORE THAN YOU EXPECT			Stephano-I WIFI & Bluetooth® module T&R				ORDER CODE 2617011025000	
			Würth Elektronik eiSos GmbH & Co. KG EMC & Inductive Solutions Max-Eyth-Str. 1 74638 Waldenburg Germany Tel. +49 (0) 79 42 945 - 0 www.we-online.com eiSos@we-online.com			BUSINESS UNIT eiSmart		STATUS Valid