

52856-1 ✓ ACTIVE



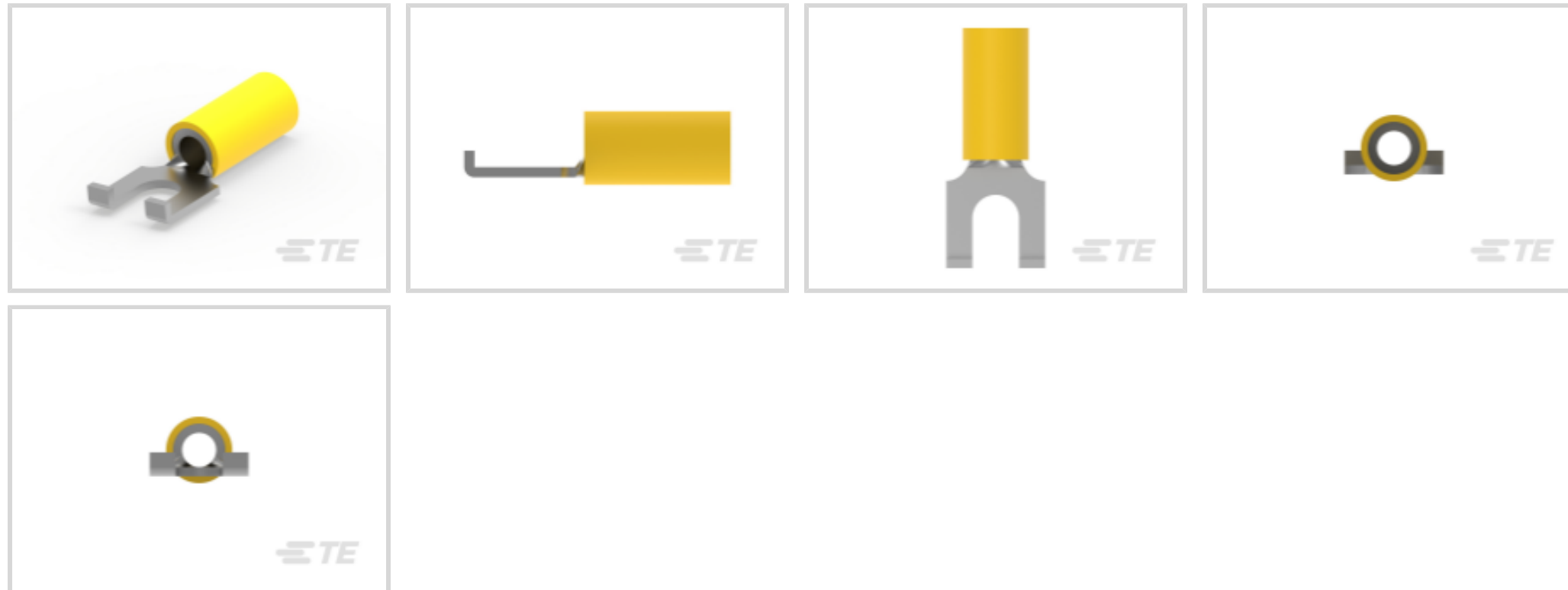
PLASTI-GRIP

TE Internal #: 52856-1

Spade Tongue Terminal, 12 – 10 AWG, #10 Stud Size, 4.82 mm [.19 in] Stud Diameter, Closed Barrel, Flanged, Tin, Partially Insulated, PLASTI-GRIP

[View on TE.com >](#)

Terminals & Splices > Spade Terminals



Spade Terminal Type: **Spade Tongue Terminal**

Wire Size: **5180 – 13100 CMA**

Stud Size: **#10**

**Features**

**Product Type Features**

Stud Size	#10
Sealable	No
Wire Insulation Support Retention Type	Insulation Support

**Electrical Characteristics**

Voltage Rating	600 V
----------------	-------

**Body Features**

Insulation Sleeve Color	Yellow
Stripe Color	Yellow

**Contact Features**

Spade Terminal Type	Spade Tongue Terminal
Barrel Type	Closed
Terminal Orientation	Flanged
Terminal Plating Material	Tin

**Mechanical Attachment**

Wire Insulation Support	With
-------------------------	------



### Dimensions

Wire Size	5180 – 13100 CMA
Stud Diameter	4.82 mm [.19 in]
Tongue Thickness	1.02 mm [.04 in]
Product Length	25.83 mm [1.017 in]
Compatible Insulation Diameter (Max)	6.35 mm [.25 in]
Compatible Insulation Diameter Range	3.81 – 6.35 mm [.15 – .25 in]

### Usage Conditions

Insulation Option	Partially Insulated
Operating Temperature Range	105 °C [221 °F]

### Operation/Application

Compatible With Wire Base Material	Copper
Compatible With Wire Plating Material	Tin

### Industry Standards

Government Qualified Terminal	No
-------------------------------	----

### Packaging Features

Packaging Quantity	2500
Packaging Method	Tape Mounted

### Product Compliance

[For compliance documentation, visit the product page on TE.com>](#)

EU RoHS Directive 2011/65/EU	Compliant
EU ELV Directive 2000/53/EC	Compliant
China RoHS 2 Directive MIIT Order No 32, 2016	No Restricted Materials Above Threshold
EU REACH Regulation (EC) No. 1907/2006	Current ECHA Candidate List: JUNE 2024 (241) Candidate List Declared Against: JUNE 2024 (241) Does not contain REACH SVHC
Halogen Content	Not Low Halogen - contains Br or Cl > 900 ppm.
Solder Process Capability	Not applicable for solder process capability

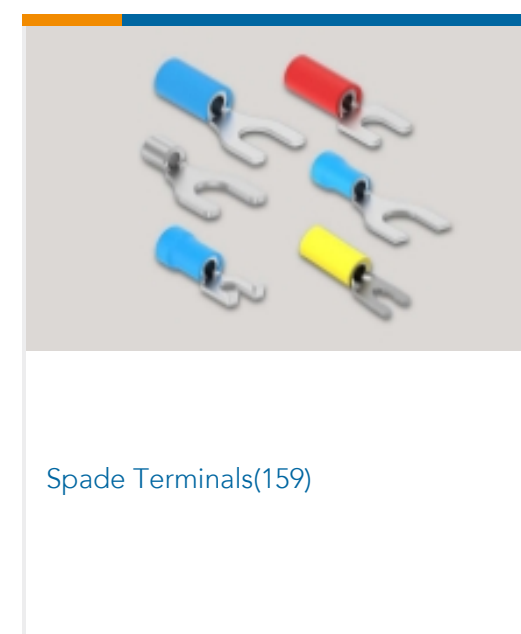
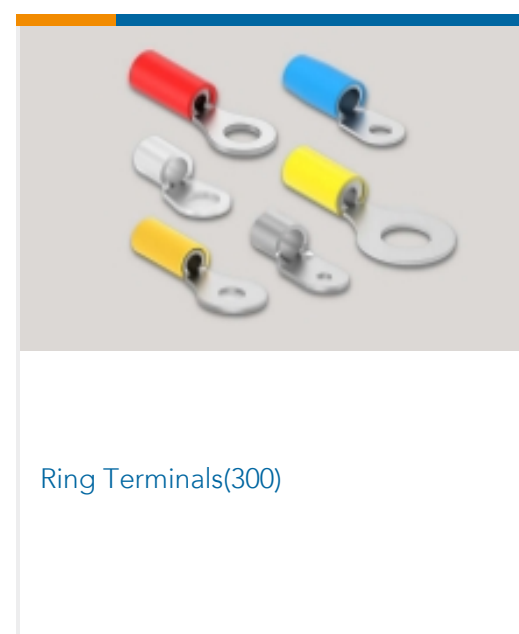
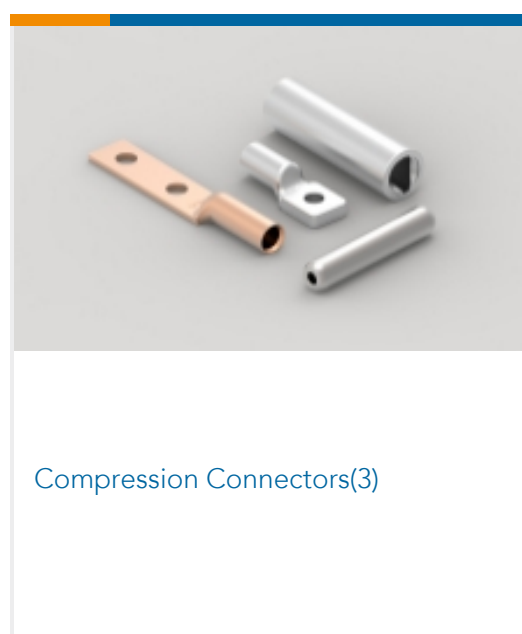
Product Compliance Disclaimer

This information is provided based on reasonable inquiry of our suppliers and represents our current actual knowledge based on the information they provided. This information is subject to change. The part numbers that TE has identified as EU RoHS compliant have a maximum concentration of 0.1% by weight in homogenous materials for lead, hexavalent chromium, mercury, PBB, PBDE, DBP, BBP, DEHP, DIBP, and 0.01% for cadmium, or qualify for an exemption to these limits as defined in the Annexes of Directive 2011/65/EU (RoHS2). Finished electrical and electronic equipment products will be CE marked as required by Directive 2011/65/EU. Components may not be CE marked. Additionally, the part numbers that TE has identified as EU ELV compliant have a maximum concentration of 0.1% by weight in homogenous materials for lead, hexavalent chromium, and mercury, and 0.01% for cadmium, or qualify for an exemption to these limits as defined in the Annexes of Directive 2000/53/EC (ELV). Regarding the REACH Regulation, the information TE provides on SVHC in articles for this part number is based on the latest European Chemicals Agency (ECHA) 'Guidance on requirements for substances in articles' posted at this URL: <https://echa.europa.eu/guidance-documents/guidance-on-reach>

## Compatible Parts



## Also in the Series | PLASTI-GRIP





Splices(45)

## Customers Also Bought



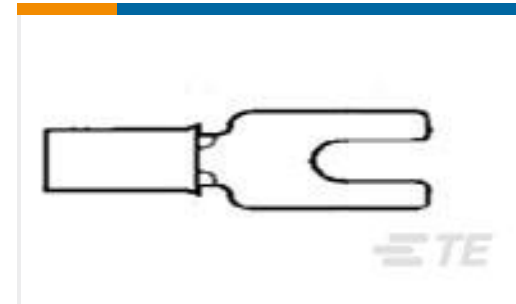
TE Part #2-32562-3  
PIDG SPD FLG 22-16 COMM 22-18 MIL 8



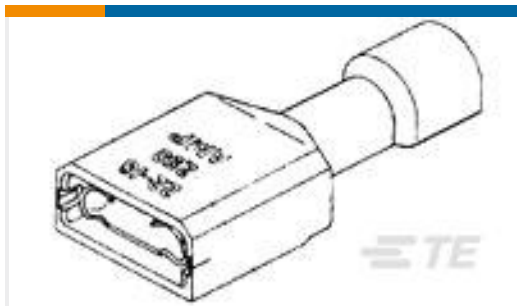
TE Part #521282-2  
ULTRA-POD 250 ASSY REC 18-14  
AWG TPBR



TE Part #53242-2  
PG SPR SPD 22-16 COM 22-18 MIL 10



TE Part #2-327735-1  
PG SPD 22-16 COMM 22-18 MIL 6



TE Part #2-520263-2  
ULTRA-FAST 250 ASY REC 22-18 TPBR



TE Part #520197P044  
RT-3-NO.2-0-1.125IN



TE Part #2-240651-0  
BLADE, SLUG



TE Part #52949-3  
PG SPR SPD 22-16 COMM 22-18 MIL 6



TE Part #1742539-3  
CLUSTER BLOCK RECEPT, TPCuFeP

## Documents

### Product Drawings

[TERMINAL, PG SPD FLG 12-10 10](#)

English

### CAD Files

[Customer View Model](#)

[ENG\\_CVM\\_CVM\\_52856-1\\_K.2d\\_dxf.zip](#)

English

[3D PDF](#)



3D

Customer View Model

[ENG\\_CVM\\_CVM\\_52856-1\\_K.3d\\_igs.zip](#)

English

Customer View Model

[ENG\\_CVM\\_CVM\\_52856-1\\_K.3d\\_stp.zip](#)

English

By downloading the CAD file I accept and agree to the [Terms and Conditions](#) of use.

**Product Specifications**

[Application Specification](#)

English