

5-794619-2 ✓ ACTIVE

MATE-N-LOK | Micro MATE-N-LOK


TE Internal #: 5-794619-2

PCB Mount Header, Right Angle, Wire-to-Board, 22 Position, 3 mm [.118 in] Centerline, Fully Shrouded, Gold, Through Hole - Solder, Micro MATE-N-LOK

[View on TE.com >](#)



Connectors > PCB Connectors > PCB Headers & Receptacles



Connector System: **Wire-to-Board**

Number of Positions: **22**

Number of Rows: **2**

Centerline (Pitch): **3 mm [.118 in]**

PCB Mount Orientation: **Right Angle**

## Features

### Product Type Features

|                                   |                       |
|-----------------------------------|-----------------------|
| Mixed & Hybrid Header             | No                    |
| Connector Shape                   | Rectangular           |
| Connector System                  | Wire-to-Board         |
| Header Type                       | Fully Shrouded        |
| Sealable                          | No                    |
| Connector & Contact Terminates To | Printed Circuit Board |
| PCB Connector Assembly Type       | PCB Mount Header      |

### Configuration Features

|                                  |              |
|----------------------------------|--------------|
| Number of Power Positions        | 22           |
| Number of Columns                | 11           |
| Number of Loaded Positions       | 22           |
| Connector Contact Load Condition | Fully Loaded |
| Number of Positions              | 22           |
| Number of Rows                   | 2            |



|                       |             |
|-----------------------|-------------|
| PCB Mount Orientation | Right Angle |
|-----------------------|-------------|

### Electrical Characteristics

|                   |         |
|-------------------|---------|
| Operating Voltage | 250 VAC |
|-------------------|---------|

### Body Features

|                                |         |
|--------------------------------|---------|
| PCB Retention Feature Material | Plastic |
|--------------------------------|---------|

|                       |       |
|-----------------------|-------|
| Primary Product Color | Black |
|-----------------------|-------|

### Contact Features

|                            |                  |
|----------------------------|------------------|
| Contact Mating Area Length | 4.15 mm[.163 in] |
|----------------------------|------------------|

|              |       |
|--------------|-------|
| Contact Size | .64mm |
|--------------|-------|

|                              |                 |
|------------------------------|-----------------|
| Mating Square Post Dimension | .64 mm[.025 in] |
|------------------------------|-----------------|

|   |   |
|---|---|
| PCB Contact Termination Area Plating Material Thickness | 2.54 – 7.62 $\mu$ m[100 – 300 $\mu$ in] |
|---|---|

|                |        |
|----------------|--------|
| Contact Layout | Matrix |
|----------------|--------|

|   |  |
|---|--|
| Contact Underplating Material Thickness | 1.27 – 2.54 $\mu$ m[50 – 100 $\mu$ in] |
|---|--|

|  |                          |
|--|--------------------------|
| Contact Mating Area Plating Material Thickness | .38 $\mu$ m[15 $\mu$ in] |
|--|--------------------------|

|  |       |
|--|-------|
| PCB Contact Termination Area Plating Material Finish | Matte |
|--|-------|

|                      |        |
|----------------------|--------|
| Contact Shape & Form | Square |
|----------------------|--------|

|                               |        |
|-------------------------------|--------|
| Contact Underplating Material | Nickel |
|-------------------------------|--------|

|   |     |
|---|-----|
| PCB Contact Termination Area Plating Material | Tin |
|---|-----|

|                       |       |
|-----------------------|-------|
| Contact Base Material | Brass |
|-----------------------|-------|

|                                      |      |
|--------------------------------------|------|
| Contact Mating Area Plating Material | Gold |
|--------------------------------------|------|

|              |     |
|--------------|-----|
| Contact Type | Tab |
|--------------|-----|

|                              |     |
|------------------------------|-----|
| Contact Current Rating (Max) | 5 A |
|------------------------------|-----|

### Termination Features

|  |                 |
|--|-----------------|
| Square Termination Post & Tail Dimension | .64 mm[.025 in] |
|--|-----------------|

|                                |                 |
|--------------------------------|-----------------|
| Termination Post & Tail Length | 3.5 mm[.138 in] |
|--------------------------------|-----------------|

|                           |                       |
|---------------------------|-----------------------|
| Termination Method to PCB | Through Hole - Solder |
|---------------------------|-----------------------|

### Mechanical Attachment

|                       |              |
|-----------------------|--------------|
| Mating Alignment Type | Polarization |
|-----------------------|--------------|

|                  |      |
|------------------|------|
| Mating Retention | With |
|------------------|------|

|                     |         |
|---------------------|---------|
| Panel Mount Feature | Without |
|---------------------|---------|

|                          |           |
|--------------------------|-----------|
| PCB Mount Retention Type | Boardlock |
|--------------------------|-----------|

|                       |             |
|-----------------------|-------------|
| Mating Retention Type | Locking Tab |
|-----------------------|-------------|



|                         |             |
|-------------------------|-------------|
| Connector Mounting Type | Board Mount |
|-------------------------|-------------|

|                  |      |
|------------------|------|
| Mating Alignment | With |
|------------------|------|

|                     |         |
|---------------------|---------|
| PCB Mount Alignment | Without |
|---------------------|---------|

|                     |      |
|---------------------|------|
| PCB Mount Retention | With |
|---------------------|------|

### Housing Features

|                       |      |
|-----------------------|------|
| Mating Entry Location | Side |
|-----------------------|------|

|                  |                        |
|------------------|------------------------|
| Housing Material | High Temperature Nylon |
|------------------|------------------------|

|                    |                |
|--------------------|----------------|
| Centerline (Pitch) | 3 mm [.118 in] |
|--------------------|----------------|

### Dimensions

|                  |                 |
|------------------|-----------------|
| Connector Length | 37 mm [1.45 in] |
|------------------|-----------------|

|                  |                  |
|------------------|------------------|
| Connector Height | 7.37 mm [.29 in] |
|------------------|------------------|

|                 |                   |
|-----------------|-------------------|
| Connector Width | 8.92 mm [.351 in] |
|-----------------|-------------------|

|                             |                   |
|-----------------------------|-------------------|
| PCB Thickness (Recommended) | 1.57 mm [.062 in] |
|-----------------------------|-------------------|

|                    |                |
|--------------------|----------------|
| Row-to-Row Spacing | 3 mm [.118 in] |
|--------------------|----------------|

### Usage Conditions

|                             |                 |
|-----------------------------|-----------------|
| Operating Temperature (Max) | 105 °C [221 °F] |
|-----------------------------|-----------------|

|                             |                             |
|-----------------------------|-----------------------------|
| Operating Temperature Range | -40 – 105 °C [-40 – 221 °F] |
|-----------------------------|-----------------------------|

### Operation/Application

|                     |       |
|---------------------|-------|
| Circuit Application | Power |
|---------------------|-------|

### Industry Standards

|           |            |
|-----------|------------|
| UL Rating | Recognized |
|-----------|------------|

|                  |                           |
|------------------|---------------------------|
| Glow Wire Rating | GWT 750°C (Without Flame) |
|------------------|---------------------------|

|   |          |
|---|----------|
| Compatible With Agency/Standards Products | CNR, USR |
|---|----------|

|   |           |
|---|-----------|
| Compatible With Approved Standards Products | UL E28476 |
|---|-----------|

|                        |          |
|------------------------|----------|
| UL Flammability Rating | UL 94V-0 |
|------------------------|----------|

### Packaging Features

|                    |    |
|--------------------|----|
| Packaging Quantity | 91 |
|--------------------|----|

|                  |      |
|------------------|------|
| Packaging Method | Tray |
|------------------|------|

### Product Compliance

For compliance documentation, visit the product page on [TE.com](https://www.te.com)>

|                              |           |
|------------------------------|-----------|
| EU RoHS Directive 2011/65/EU | Compliant |
|------------------------------|-----------|



|   |   |
|---|---|
| EU ELV Directive 2000/53/EC                   | Compliant   |
| China RoHS 2 Directive MIIT Order No 32, 2016 | No Restricted Materials Above Threshold   |
| EU REACH Regulation (EC) No. 1907/2006        | Current ECHA Candidate List: JUNE 2024 (241)<br>Candidate List Declared Against: JUNE 2024 (241)<br>Does not contain REACH SVHC |
| Halogen Content                               | Low Halogen - Br, Cl, F, I < 900 ppm per homogenous material. Also BFR/CFR/PVC Free   |
| Solder Process Capability                     | Reflow solder capable to 260°C  |

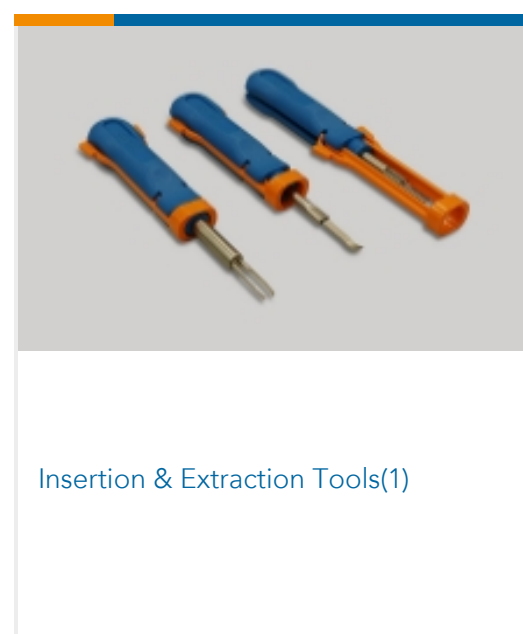
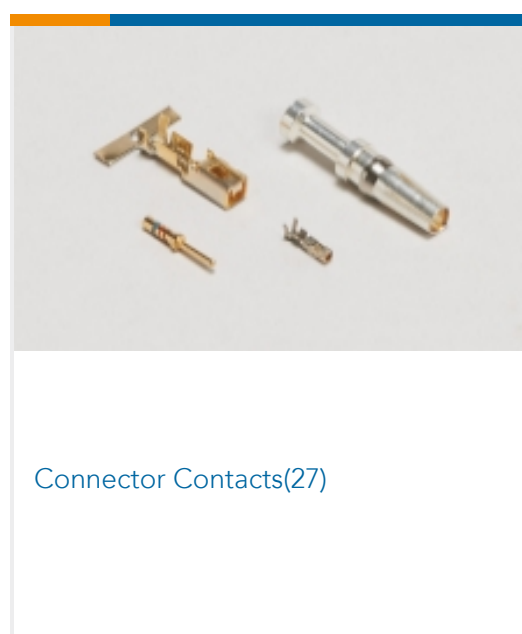
Product Compliance Disclaimer

This information is provided based on reasonable inquiry of our suppliers and represents our current actual knowledge based on the information they provided. This information is subject to change. The part numbers that TE has identified as EU RoHS compliant have a maximum concentration of 0.1% by weight in homogenous materials for lead, hexavalent chromium, mercury, PBB, PBDE, DBP, BBP, DEHP, DIBP, and 0.01% for cadmium, or qualify for an exemption to these limits as defined in the Annexes of Directive 2011/65/EU (RoHS2). Finished electrical and electronic equipment products will be CE marked as required by Directive 2011/65/EU. Components may not be CE marked. Additionally, the part numbers that TE has identified as EU ELV compliant have a maximum concentration of 0.1% by weight in homogenous materials for lead, hexavalent chromium, and mercury, and 0.01% for cadmium, or qualify for an exemption to these limits as defined in the Annexes of Directive 2000/53/EC (ELV). Regarding the REACH Regulation, the information TE provides on SVHC in articles for this part number is based on the latest European Chemicals Agency (ECHA) 'Guidance on requirements for substances in articles' posted at this URL: <https://echa.europa.eu/guidance-documents/guidance-on-reach>

## Compatible Parts



## Also in the Series | Micro MATE-N-LOK



## Customers Also Bought



## Documents

### Product Drawings

[22P MICRO MNL ASSY,R/A,HDR LF](#)

English

### CAD Files

[3D PDF](#)

3D

Customer View Model

[ENG\\_CVM\\_CVM\\_5-794619-2\\_H.2d\\_dxf.zip](#)

English

Customer View Model

[ENG\\_CVM\\_CVM\\_5-794619-2\\_H.3d\\_igs.zip](#)

English

Customer View Model

[ENG\\_CVM\\_CVM\\_5-794619-2\\_H.3d\\_stp.zip](#)

English

By downloading the CAD file I accept and agree to the [Terms and Conditions](#) of use.



### Datasheets & Catalog Pages

[SOFT\\_SHELL\\_PIN\\_AND\\_SOCKET\\_CONNECTORS\\_CATALOG](#)

English

[MICRO MATE-N-LOK CONNECTOR SYSTEM](#)

English

---

### Product Specifications

[Application Specification](#)

English

---

### Agency Approvals

[VDE Certificate](#)

English