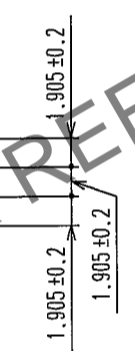
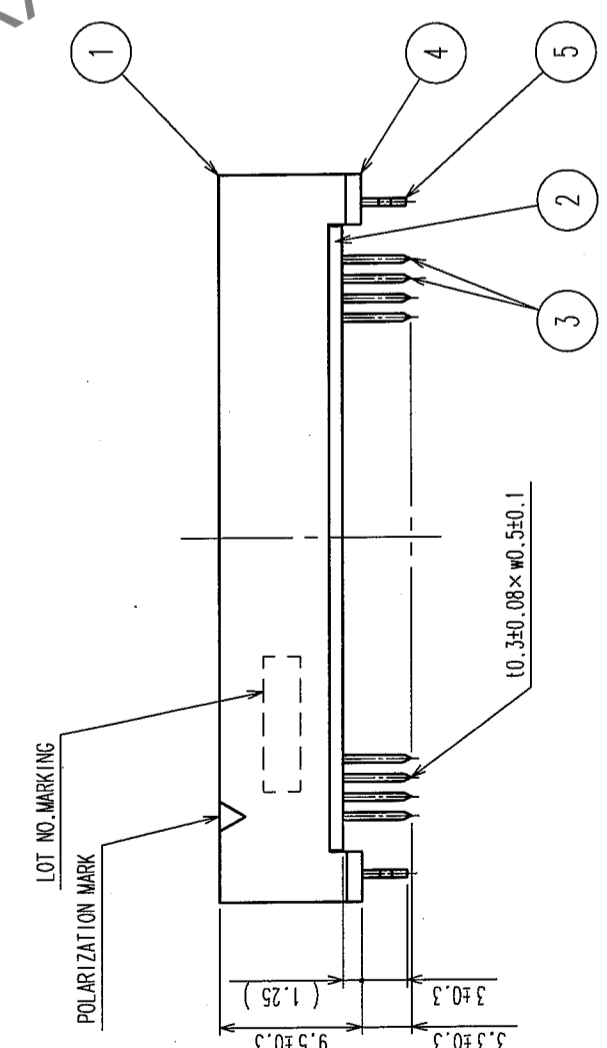
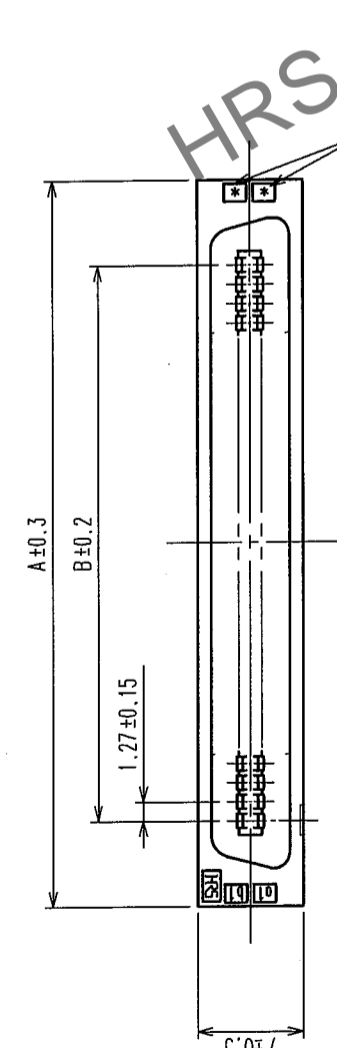
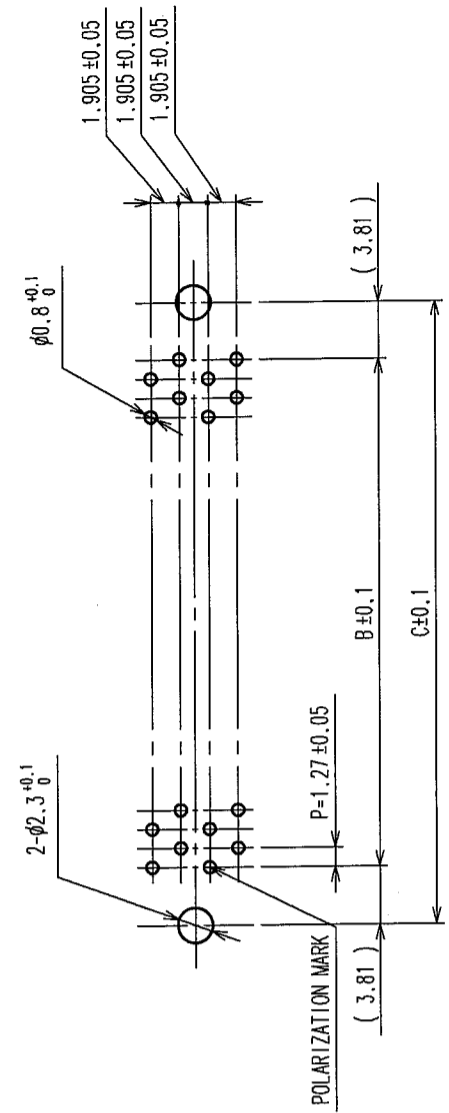


COUNT	DESCRIPTION OF REVISIONS	BY	CHKD	DATE	COUNT	DESCRIPTION OF REVISIONS	BY	CHKD	DATE



RECOMMEND PC BOARD HOLE PATTERN ( MOUNTING SIDE )  
 $t=1.6$



PART No.	CODE No.	A	B	C	D
FX2C1-20P-1.27DSAL (71)	CL572-2261-0-71	20	22.75	11.43	19.05
FX2C1-32P-1.27DSAL (71)	CL572-2262-2-71	32	30.37	19.05	26.67
FX2C1-40P-1.27DSAL (71)	CL572-2263-5-71	40	35.45	24.13	31.75
FX2C1-52P-1.27DSAL (71)	CL572-2264-8-71	52	43.07	31.75	39.37
FX2C1-60P-1.27DSAL (71)	CL572-2265-0-71	60	48.15	36.83	44.45
FX2C1-68P-1.27DSAL (71)	CL572-2266-3-71	68	53.23	41.91	49.53
FX2C1-80P-1.27DSAL (71)	CL572-2267-6-71	80	60.85	49.53	57.15
FX2C1-100P-1.27DSAL (71)	CL572-2268-9-71	100	73.55	62.23	69.85
FX2C1-120P-1.27DSAL (71)	CL572-2269-1-71	120	86.25	74.93	82.55

NOTES 1. THE DIMENSIONS IN PARENTHESES ARE FOR REFERENCE.  
 2. NUMBER OF PIN.

NO.	MATERIAL	FINISH, REMARKS	NO.	MATERIAL	FINISH, REMARKS
5	PHOSPHOR BRONZE	TIN-PLATING	3	PHOSPHOR BRONZE	CONTACT AREA: GOLD 0.2μm min DIP AREA: TIN-PLATING 2μm min
4	POLYAMIDE	BLACK			UNDER PLATING: NICKEL 2μm min
1,2	POLYAMIDE	BLACK			

CODE NO. (OLD)	CL	DRAWN	DESIGNED	CHECKED	APPROVED	RELEASED
		I. OKAYAMA	K. NAKAMURA	H. OKAWA	H. OKAWA	
		04.06.02	04.06.02	04.06.02	04.06.09	04.06.09

DRAWING NO.	PART NO.
EDC3-083048-21	FX2C1-**-P-1.27DSAL (71)

SCALE	UNITS	CODE NO.
FREE	MM	CL572

TO	
PCK	