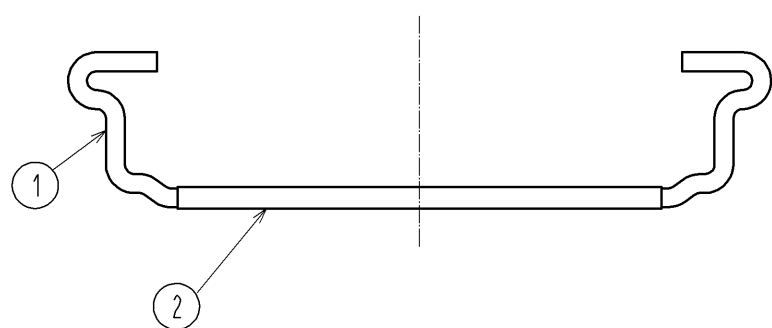

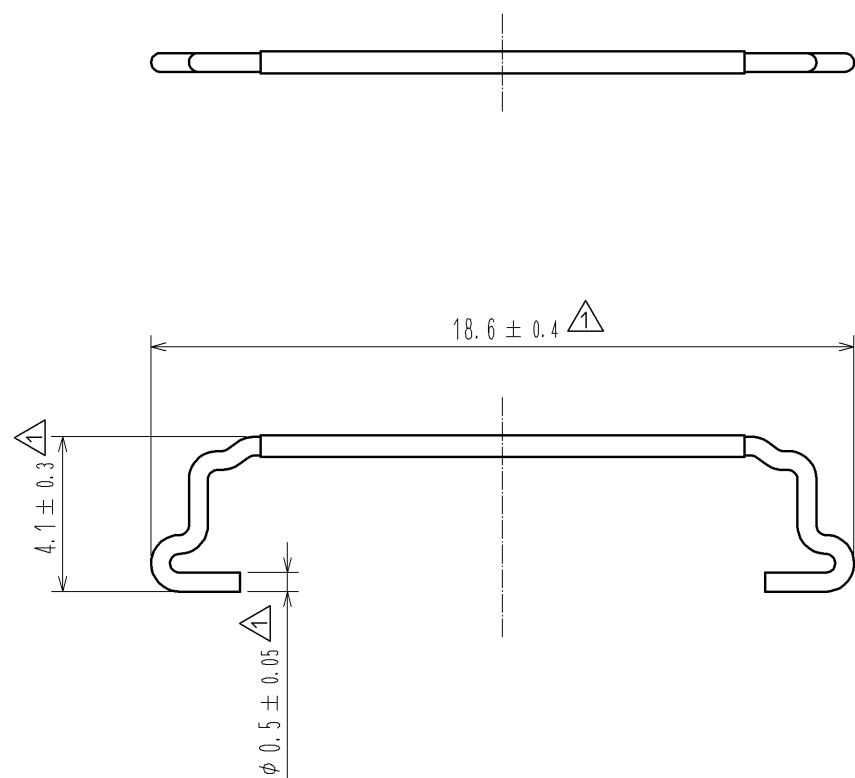
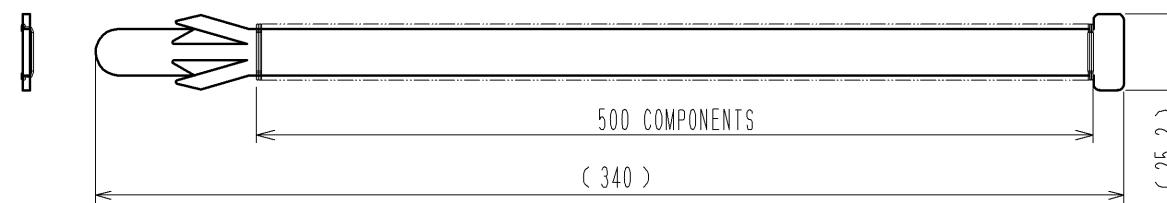


Jun.1.2024 Copyright 2024 HIROSE ELECTRIC CO., LTD. All Rights Reserved.
 In case of consideration for using Automotive equipment / device which demand high reliability, kindly contact our sales window correspondents.



STICK STATE DRAWING (FREE)



NOTES

- 1. PER BOX:20 STICKS. PER STICK:500 COMPONENTS.
(1 BOX = 20 STICKS = 10,000 COMPONENTS)
- 2 THE DETAILS OF THE LABEL ARE SHOWN BELOW.
- 3 THE ASSEMBLY IS COMPLETED BY COMBINING THREE PARTS 'CONNECTOR UNIT, METAL SHIELDING' AND 'LATCH'. REFER TO THE TABLE FOR EACH ITEM No. PART NAME, PART No AND CODE No.
- 4. DIMENSIONS IN PARENTHESES ARE FOR REFERENCE.

2 LABEL DETAILS FOR BOX (EXAMPLE)

HRS		INSPECTION 検査
CODE No. 品名コード	CL662-8107-3-00	
PART NO. 品名	DF81-30P-LCH	
QTY 数量	10,000 PCS	
PECULIAR 仕様		
Lot No		
SPLICE 継ぎ目		

2 LABEL DETAILS FOR STICK (EXAMPLE)

HRS		INSPECTION 検査
CODE No. 品名コード	CL662-8107-3-00	
PART NO. 品名	DF81-30P-LCH	
QTY 数量	500 PCS	
PECULIAR 仕様		
Lot No		
SPLICE 継ぎ目		

3

部番	部品名称	製品名	HRS No.
-	コネクタユニット	DF81D-30P-0.4SD(51)	CL662-8119-2-51
-	シェル	DF81-30P-SHL	CL662-8106-0-00
1.2	ラッチ	DF81-30P-LCH	CL662-8107-3-00

1	SUS	NO TREATMENT	2	POLYESTER	BLACK		
NO.	MATERIAL	FINISH . REMARKS	NO.	MATERIAL	FINISH . REMARKS		
UNITS mm		SCALE 5 : 1	COUNT 4	DESCRIPTION OF REVISIONS DIS-D-002958	DESIGNED AH.MIYAZAKI	CHECKED TS.SAKATA	DATE 13.07.03
HRS HIROSE ELECTRIC CO., LTD.		APPROVED : TS. SAKATA	12.11.09	DRAWING NO. EDC3-340821-01			
		CHECED : HS. OZAWA	12.11.08	PART NO. DF81-30P-LCH			
		DESIGNED : TP. MATSUMOTO	12.11.06	CODE NO. CL662-8107-3-00			
		DRAWN : TP. MATSUMOTO	12.11.06				