

OVEN CONTROLLED CRYSTAL OSCILLATOR

AOCJY4 Series



RoHS
Compliant



36.1x 27.2 x 13mm

FEATURES:

- 36.1x 27.2 x 13mm Leaded- RoHS Compliant Reflow-able Package
- SC-Cut, High "Q" resonator based design
- Either Sinewave or CMOS RF output
- Available with ± 10 ppb over -40°C to $+75^{\circ}\text{C}$ operating temperature Range
- Tighter Stabilities to ± 2.0 ppb over 0°C to $+50^{\circ}\text{C}$ also available
- Exceptional long-term Aging of ± 500 ppb max. over 10-Year Product Life
- Excellent close-in phase noise (-140 dBc/Hz Typical @100 Hz offset; 10MHz carrier)

APPLICATIONS:

- Cellular Infrastructure
- Radar Systems
- Test & Measurement Equipment
- GPS Tracking with precision hold-over accuracy
- WiMax / WLAN

STANDARD SPECIFICATIONS:

Parameters	Minimum	Typical	Maximum	Units	Notes
RF Output					
Frequency	10.00		40.00	MHz	Overall Frequency range
Standard Available Frequencies	10.00, 12.80, 13.00, 26.00, 38.88, 40.00 MHz				
Waveform	CMOS				
Level "1" (Logic High)	4.50			Volts	
Level "0" (Logic Low)			0.50	Volts	
Load		15		pf	
Rise & Fall Time			6.0	ns	
Duty Cycle	45		55	%	
Waveform	Sinewave				
Peak Power	2.00			dBm	
Output Load		50		Ω	
Short Term Stability		1×10^{-10}		/second	Alan Variance
Operable Temperature Range	-40		75	$^{\circ}\text{C}$	<i>See Stability Options</i>
Frequency Stability Options					
0 $^{\circ}\text{C}$ to +50 $^{\circ}\text{C}$ (Note #1)			± 2.00	ppb	Default Spec.
-20 $^{\circ}\text{C}$ to +70 $^{\circ}\text{C}$			± 10.00	ppb	Option "E"
-40 $^{\circ}\text{C}$ to +75 $^{\circ}\text{C}$			± 10.00	ppb	Option "F"
Frequency Stability vs. Supply Voltage (Vdd $\pm 5\%$)			± 1.00	ppb	
Frequency Stability vs. Load Variation ($\pm 10\%$)			± 1.00	ppb	
Warm-Up @ 25 $^{\circ}\text{C}$			± 100.00	ppb	In ≤ 3 -minutes
Power Consumption @ turn on			4.00	Watts	
Power Consumption Steady State			1.50	Watts	
Supply Voltage (Vdd)	4.75	5.00	5.25	Volts	<i>See Options</i>

Note #1: ± 2.00 ppb stability is only available for $F_0 \leq 13\text{MHz}$. For frequencies above 13MHz, the best available frequency stability is ± 10.00 ppb over -20°C to $+70^{\circ}\text{C}$

ABRACON IS
ISO9001:2008
CERTIFIED



ABRACON
CORPORATION


Visit www.abracon.com for Terms & Conditions of Sale **Revised: 07.24.11**
30332 Esperanza, Rancho Santa Margarita, California 92688
tel 949-546-8000 | fax 949-546-8001 | www.abracon.com

OVEN CONTROLLED CRYSTAL OSCILLATOR

AOCJY4 Series



RoHS
Compliant

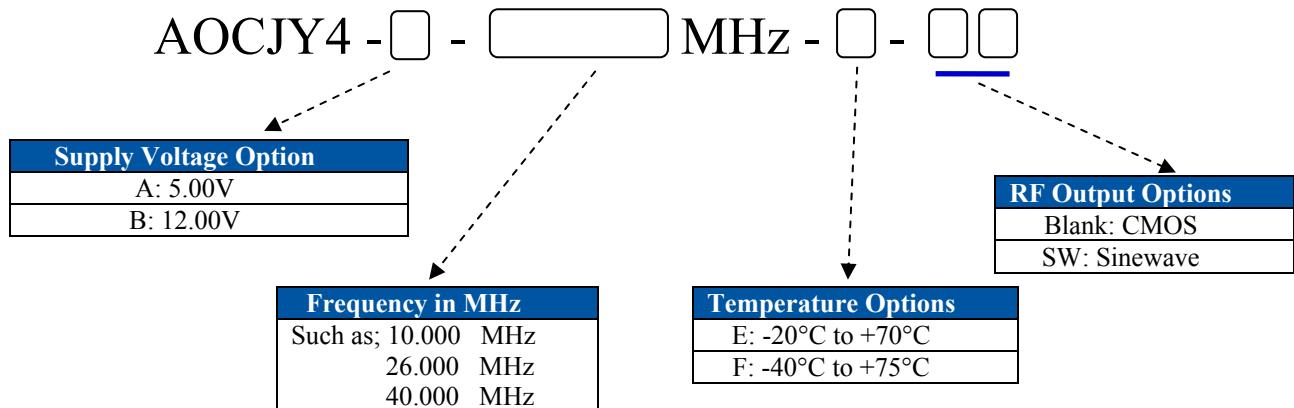


36.1x 27.2 x 13mm

STANDARD SPECIFICATIONS - continued.

Parameters	Minimum	Typical	Maximum	Units	Notes
Aging					
Daily			±1.0	ppb	
First Year			±100	ppb	
10-Years			±500	ppb	
Spectral Content					
Spurious Response			-35	dBc	
Phase Noise (10MHz Carrier) @ 5V					
@ 1 Hz offset			-90	dBc	
@ 10 Hz offset			-120	dBc	
@ 100 Hz offset			-140	dBc	
@ 1,000 Hz offset			-145	dBc	
@ 10,000 Hz offset			-150	dBc	
Electrical Frequency Adjustment					
Control Voltage Range (Vc)	0.0		5.00	Volts	
Frequency Pull Range	±0.700			ppm	
Frequency Pull Slope		Positive			
Control Voltage Port Impedance	10			kΩ	
Center Control Voltage	2.00	2.50	3.00	Volts	
Control Port Linearity		±10		%	
Reference Voltage (Vdd=5.0V)	4.40	4.50	4.60	Volts	Output @ Pin#2
Reference Voltage (Vdd=12.0V)	4.90	5.00	5.10	Volts	Output @ Pin#2
Storage Temperature	-40		+100	°C	

OPTIONS AND PART IDENTIFICATION (Left blank if standard)



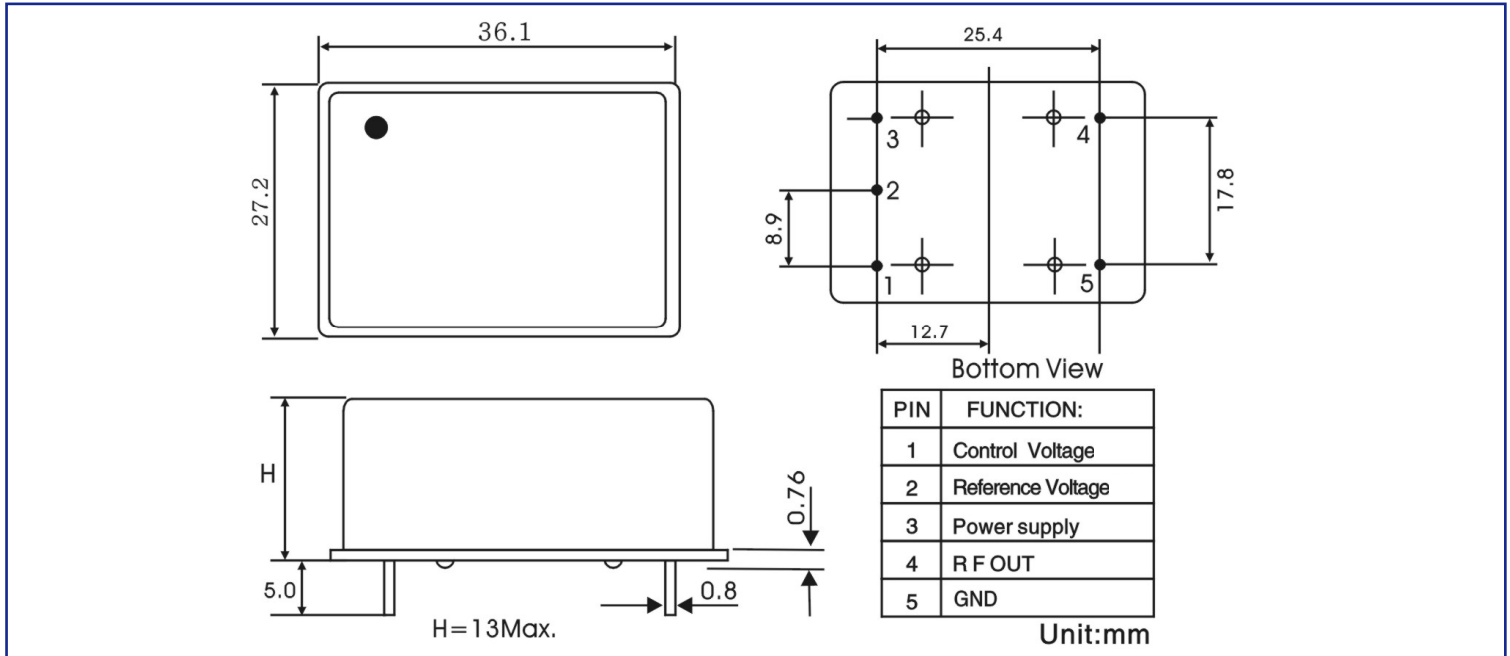
OVEN CONTROLLED CRYSTAL OSCILLATOR

AOCJY4 Series

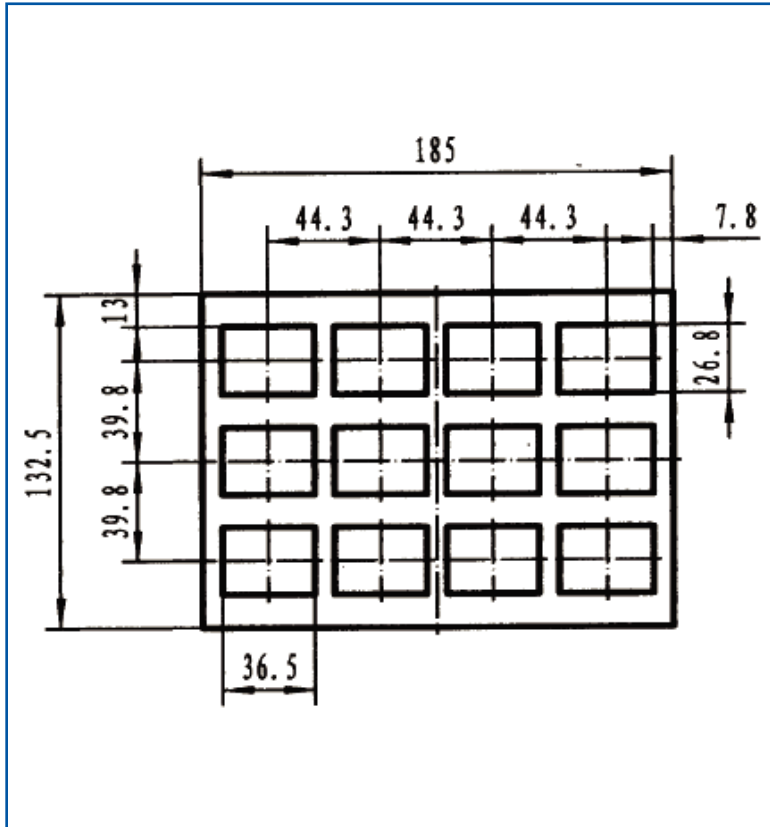


36.1x 27.2 x 13mm

OUTLINE DIMENSIONS



PACKAGING: 12 pcs/tray



REFLOW PROFILE:



ATTENTION: Abracon Corporation's products are COTS – Commercial-Off-The-Shelf products; suitable for Commercial, Industrial and, where designated, Automotive Applications. Abracon's products are not specifically designed for Military, Aviation, Aerospace, Life-dependant Medical applications or any application requiring high reliability where component failure could result in loss of life and/or property. For applications requiring high reliability and/or presenting an extreme operating environment, written consent and authorization from Abracon Corporation is required. Please contact Abracon Corporation for more information.

ABRACON IS
ISO9001:2008
CERTIFIED



Visit www.abracon.com for Terms & Conditions of Sale **Revised: 07.24.11**
30332 Esperanza, Rancho Santa Margarita, California 92688
tel 949-546-8000 | fax 949-546-8001 | www.abracon.com

Mouser Electronics

Authorized Distributor

Click to View Pricing, Inventory, Delivery & Lifecycle Information:

ABRACON:

[AOCJY4A-10.000MHz](#) [AOCJY4A-10.000MHz-E](#) [AOCJY4A-10.000MHz-E-SW](#) [AOCJY4A-10.000MHz-F](#) [AOCJY4A-10.000MHz-F-SW](#) [AOCJY4A-10.000MHz-SW](#) [AOCJY4A-12.800MHz](#) [AOCJY4A-12.800MHz-E](#) [AOCJY4A-12.800MHz-E-SW](#) [AOCJY4A-12.800MHz-F](#) [AOCJY4A-12.800MHz-F-SW](#) [AOCJY4A-12.800MHz-SW](#) [AOCJY4A-13.000MHz](#) [AOCJY4A-13.000MHz-E](#) [AOCJY4A-13.000MHz-E-SW](#) [AOCJY4A-13.000MHz-F](#) [AOCJY4A-13.000MHz-F-SW](#) [AOCJY4A-13.000MHz-SW](#) [AOCJY4A-26.000MHz](#) [AOCJY4A-26.000MHz-E](#) [AOCJY4A-26.000MHz-E-SW](#) [AOCJY4A-26.000MHz-F](#) [AOCJY4A-26.000MHz-F-SW](#) [AOCJY4A-26.000MHz-SW](#) [AOCJY4A-38.880MHz](#) [AOCJY4A-38.880MHz-E](#) [AOCJY4A-38.880MHz-E-SW](#) [AOCJY4A-38.880MHz-F](#) [AOCJY4A-38.880MHz-F-SW](#) [AOCJY4A-38.880MHz-SW](#) [AOCJY4A-40.000MHz](#) [AOCJY4A-40.000MHz-E](#) [AOCJY4A-40.000MHz-E-SW](#) [AOCJY4A-40.000MHz-F](#) [AOCJY4A-40.000MHz-F-SW](#) [AOCJY4A-40.000MHz-SW](#) [AOCJY4B-10.000MHz](#) [AOCJY4B-10.000MHz-E](#) [AOCJY4B-10.000MHz-E-SW](#) [AOCJY4B-10.000MHz-F](#) [AOCJY4B-10.000MHz-F-SW](#) [AOCJY4B-10.000MHz-SW](#) [AOCJY4B-12.800MHz](#) [AOCJY4B-12.800MHz-E](#) [AOCJY4B-12.800MHz-E-SW](#) [AOCJY4B-12.800MHz-F](#) [AOCJY4B-12.800MHz-F-SW](#) [AOCJY4B-12.800MHz-SW](#) [AOCJY4B-13.000MHz](#) [AOCJY4B-13.000MHz-E](#) [AOCJY4B-13.000MHz-E-SW](#) [AOCJY4B-13.000MHz-F](#) [AOCJY4B-13.000MHz-F-SW](#) [AOCJY4B-13.000MHz-SW](#) [AOCJY4B-26.000MHz](#) [AOCJY4B-26.000MHz-E](#) [AOCJY4B-26.000MHz-E-SW](#) [AOCJY4B-26.000MHz-F](#) [AOCJY4B-26.000MHz-F-SW](#) [AOCJY4B-26.000MHz-SW](#) [AOCJY4B-38.880MHz](#) [AOCJY4B-38.880MHz-E](#) [AOCJY4B-38.880MHz-E-SW](#) [AOCJY4B-38.880MHz-F](#) [AOCJY4B-38.880MHz-F-SW](#) [AOCJY4B-38.880MHz-SW](#) [AOCJY4B-40.000MHz](#) [AOCJY4B-40.000MHz-E](#) [AOCJY4B-40.000MHz-E-SW](#) [AOCJY4B-40.000MHz-F](#) [AOCJY4B-40.000MHz-F-SW](#) [AOCJY4B-40.000MHz-SW](#)