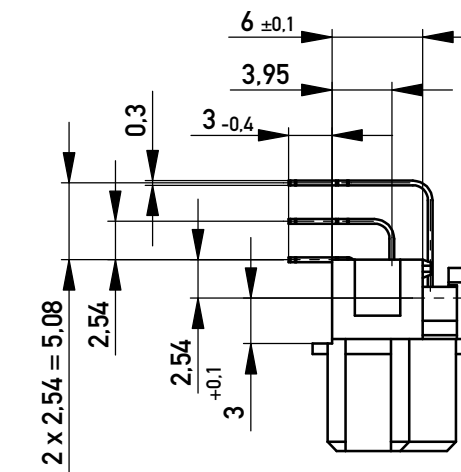
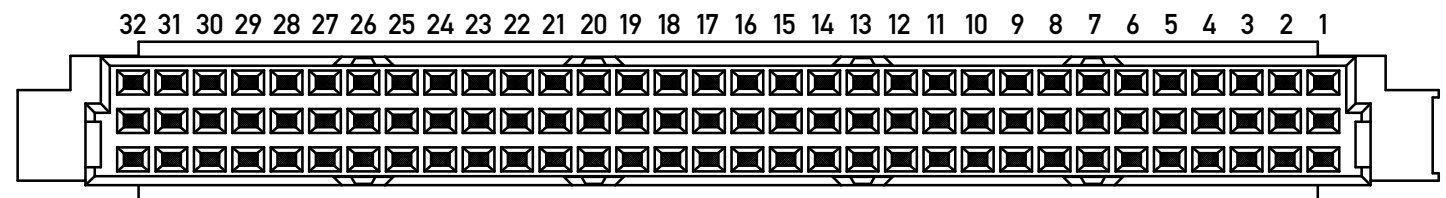


M 1:1



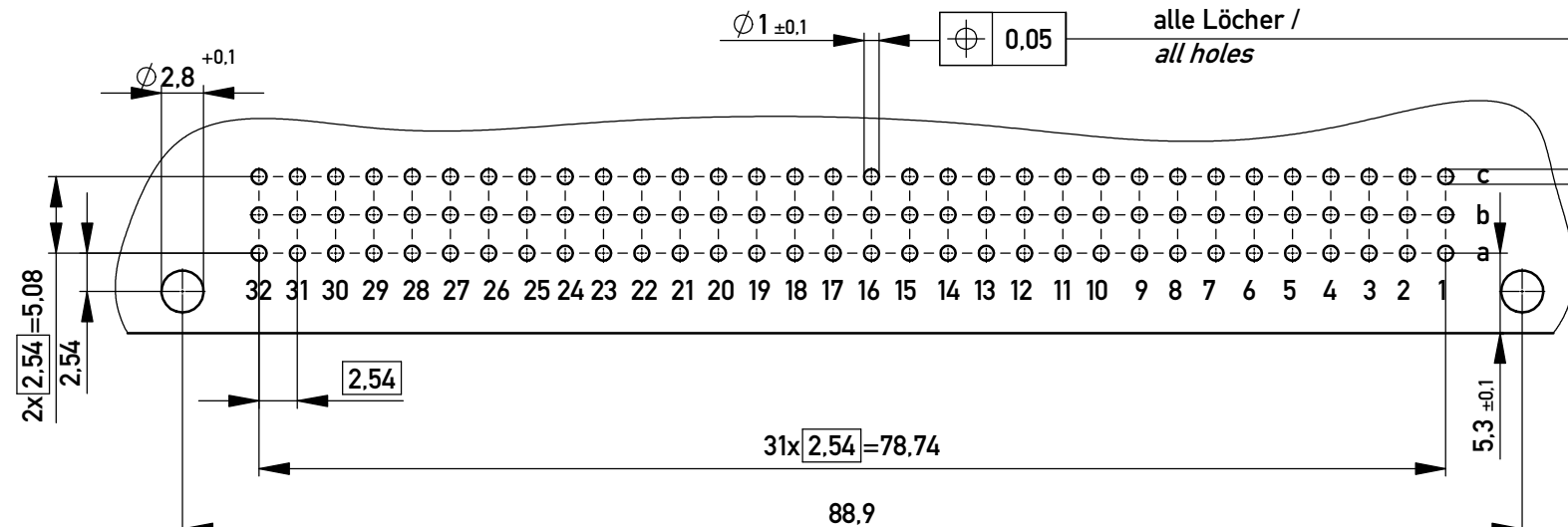
Bestückungsplan / contact layout

■ bestückt / assembled



THR = through hole reflow
 Bauart 7 / type 7
 Anforderungsstufe 2 / class 2
 Fehlende Maße und Angaben nach IEC 60 603-2 / DIN EN 60 603-2
 Missing information and dimensions per IEC 60 603-2

Leiterplatten- Lochbild / PCB drillhole pattern



Copyright by ERNI Production GmbH & Co. KG
 Proprietary notice pursuant to ISO 16016 to be observed.

Information:		Tolerances	Scale 2:1
All rights reserved. Only for Information. To ensure that this is the latest version of this drawing, please contact one of the ERNI companies before using.		All Dimensions in mm	Designation Federleiste R 96THR Fem. Connector R 96 THR
www.ERNI.com		244139	
a	20.08.2013	I	
Index	Date	A3	
Class		STVR	

Mouser Electronics

Authorized Distributor

Click to View Pricing, Inventory, Delivery & Lifecycle Information:

[ERNI Electronics:](#)

[244139](#)