

1-338070-0 ✓ ACTIVE

Micro-MaTch | Micro-MaTch Industrial

TE Internal #: 1-338070-0

Cable-to-Board, 10 Position, 2.54 mm [.1 in] Centerline, Right Angle, Through Hole - Solder, 2 Row, Micro-MaTch Industrial, Ribbon Cable Connectors

[View on TE.com >](#)



Connectors > PCB Connectors > Wire-to-Board Connectors > FFC, FPC & Ribbon Connectors > Ribbon Cable Connectors



Connector System: **Cable-to-Board**

Number of Positions: **10**

Centerline (Pitch): **2.54 mm [.1 in]**

PCB Mount Retention: **With**

PCB Mount Retention Type: **Kinked Legs**

Features

Product Type Features

| | |
|-----------------------------------|-----------------------|
| Ribbon Cable Connector Type | Female-on-Board |
| Connector Product Type | Connector Assembly |
| Connector System | Cable-to-Board |
| Connector & Housing Type | Receptacle |
| Connector & Contact Terminates To | Printed Circuit Board |

Configuration Features

| | |
|-----------------------|-------------|
| Number of Positions | 10 |
| PCB Mount Orientation | Right Angle |
| Number of Rows | 2 |

Electrical Characteristics

| | |
|-----------------------|---------|
| Insulation Resistance | 1000 MΩ |
| Operating Voltage | 100 VAC |

Body Features

| | |
|-----------------------|----------|
| Primary Product Color | Red |
| Connector Profile | Standard |

Contact Features

| | |
|---|-------------------------------|
| PCB Contact Termination Area Plating Material Thickness | 3 – 5 μm[118.11 – 196.85 μin] |
| Contact Layout | Staggered |



| | |
|--|---|
| Contact Type | Receptacle |
| Contact Mating Area Plating Material Thickness | 3 – 5 μm [118.11 – 196.85 μin] |
| Contact Mating Area Plating Material | Tin |
| PCB Contact Termination Area Plating Material Finish | Matte |
| Contact Mating Area Plating Material Finish | Matte |
| Contact Underplating Material | Nickel |
| PCB Contact Termination Area Plating Material | Tin |
| Contact Base Material | Phosphor Bronze |
| Contact Current Rating (Max) | 1.5 A |

Termination Features

| | |
|---------------------------|-----------------------|
| Termination Method to PCB | Through Hole - Solder |
|---------------------------|-----------------------|

Mechanical Attachment

| | |
|--------------------------|--------------|
| Mating Alignment | With |
| PCB Mount Alignment | Without |
| PCB Mount Retention | With |
| PCB Mount Retention Type | Kinked Legs |
| Mating Alignment Type | Polarization |
| Mating Retention | With |
| Mating Retention Type | Latches |
| Connector Mounting Type | Board Mount |

Housing Features

| | |
|-----------------------|------------------|
| Mating Entry Location | Side |
| Housing Material | Glass-Filled PBT |
| Centerline (Pitch) | 2.54 mm[.1 in] |

Dimensions

| | |
|--------------------|-----------------|
| Row-to-Row Spacing | 1.5 mm[.059 in] |
|--------------------|-----------------|

Usage Conditions

| | |
|-----------------------------|--|
| Operating Temperature Range | -40 – 105 $^{\circ}\text{C}$ [-40 – 221 $^{\circ}\text{F}$] |
|-----------------------------|--|

Operation/Application

| | |
|---------------------|--------|
| Circuit Application | Signal |
|---------------------|--------|

Industry Standards

| | |
|-----------|------------|
| UL Rating | Recognized |
|-----------|------------|



| | |
|---|-----------|
| Compatible With Agency/Standards Products | UL |
| Compatible With Approved Standards Products | UL E28476 |
| UL Flammability Rating | UL 94V-0 |

Packaging Features

| | |
|--------------------|------|
| Packaging Quantity | 2500 |
| Packaging Method | Reel |

Product Compliance

[For compliance documentation, visit the product page on TE.com>](#)

| | |
|---|---|
| EU RoHS Directive 2011/65/EU | Compliant |
| EU ELV Directive 2000/53/EC | Compliant |
| China RoHS 2 Directive MIIT Order No 32, 2016 | No Restricted Materials Above Threshold |
| EU REACH Regulation (EC) No. 1907/2006 | Current ECHA Candidate List: JUNE 2024 (241) Candidate List Declared Against: JUNE 2024 (241) Does not contain REACH SVHC |
| Halogen Content | Not Low Halogen - contains Br or Cl > 900 ppm. |
| Solder Process Capability | Wave solder capable to 265°C |



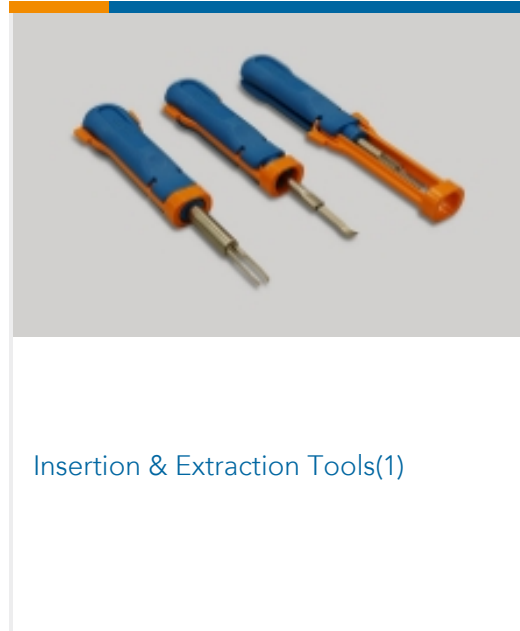

Product Compliance Disclaimer

This information is provided based on reasonable inquiry of our suppliers and represents our current actual knowledge based on the information they provided. This information is subject to change. The part numbers that TE has identified as EU RoHS compliant have a maximum concentration of 0.1% by weight in homogenous materials for lead, hexavalent chromium, mercury, PBB, PBDE, DBP, BBP, DEHP, DIBP, and 0.01% for cadmium, or qualify for an exemption to these limits as defined in the Annexes of Directive 2011/65/EU (RoHS2). Finished electrical and electronic equipment products will be CE marked as required by Directive 2011/65/EU. Components may not be CE marked. Additionally, the part numbers that TE has identified as EU ELV compliant have a maximum concentration of 0.1% by weight in homogenous materials for lead, hexavalent chromium, and mercury, and 0.01% for cadmium, or qualify for an exemption to these limits as defined in the Annexes of Directive 2000/53/EC (ELV). Regarding the REACH Regulation, the information TE provides on SVHC in articles for this part number is based on the latest European Chemicals Agency (ECHA) 'Guidance on requirements for substances in articles' posted at this URL: <https://echa.europa.eu/guidance-documents/guidance-on-reach>

Compatible Parts



Also in the Series | **Micro-MaTch Industrial**



Customers Also Bought





Documents

Product Drawings

[MICRO-MATCH FEM.SE](#)

English

CAD Files

[3D PDF](#)

3D

Customer View Model

[ENG_CVM_CVM_1-338070-0_E.2d_dxf.zip](#)

English

Customer View Model

[ENG_CVM_CVM_1-338070-0_E.3d_igs.zip](#)

English

Customer View Model

[ENG_CVM_CVM_1-338070-0_E.3d_stp.zip](#)

English

By downloading the CAD file I accept and agree to the [Terms and Conditions](#) of use.

Datasheets & Catalog Pages

[Micro-MaTch Catalog](#)

English

[Datasheet - Ev Charging Board Signal Interconnects](#)

English

[Centerline Micro-Match Connector Series](#)

English

Product Specifications

[Product Specification](#)

English