

# FLKM 50-PA-S400 - Front adapter



2294500

<https://www.phoenixcontact.com/us/products/2294500>

Please be informed that the data shown in this PDF document is generated from our online catalog. Please find the complete data in the user documentation. Our general terms of use for downloads are valid.

VARIOFACE front adapter, for Siemens SIMATIC® S7-400, 1x 32 channels can be connected



## Your advantages

- Transmission of a maximum of 32 digital channels via a 50-pos. system cable

## Commercial data

Item number	2294500
Packing unit	2 pc
Minimum order quantity	1 pc
Sales key	C421
Product key	CK231S
Catalog page	Page 508 (C-5-2019)
GTIN	4017918129750
Weight per piece (including packing)	198.855 g
Weight per piece (excluding packing)	198.47 g
Customs tariff number	85369010
Country of origin	DE

# FLKM 50-PA-S400 - Front adapter



2294500

<https://www.phoenixcontact.com/us/products/2294500>

## Technical data

### Product properties

Product type	Front adapter
Product family	VARIOFACE

### Data management status

Article revision	11
------------------	----

### Insulation characteristics: Air clearances and creepage distances

Insulation	Functional insulation
Overvoltage category	II
Pollution degree	2

### Electrical properties

Operating voltage (AC)	≤ 30 V AC
Operating voltage (DC)	≤ 60 V DC
Nominal operating mode	100% operating factor
Current (per branch)	≤ 1 A
Current (Voltage supply via IDC/FLK)	≤ 2 A
Current (Voltage supply via spade connection)	≤ 8 A

### Air clearances and creepage distances

Rated insulation voltage	63 V
Rated surge voltage	0.6 kV (1.2/50 μs)

### Supported controller SIEMENS S7-400

Suitable I/O card	6ES7421-1BL01-0AA0
	6ES7422-1BL00-0AA0
	6ES7422-7BL00-0AB0

### Supported controller SIEMENS S7-400

Note	Only in conjunction with VIP-2/SC/FLK50/S7/A-S400, Item No. 2322359 VIP-2/PT/FLK50/S7/A-S400, Item No. 2904289 all DR wire bridges on the adapter must be disconnected.
Suitable I/O card	6ES7421-7BH01-0AB0
	6ES7421-7DH00-0AA0

## Connection data

### Connection 1 (control level)

Connection method	Plug-in connection
Number of positions	48

### Connection 2 (field level)

Connection in acc. with standard	IEC 60603-13
Connection method	IDC/FLK pin strip

# FLKM 50-PA-S400 - Front adapter



2294500

<https://www.phoenixcontact.com/us/products/2294500>

Number of connections	1
Number of positions	50
Insertion/withdrawal cycles	> 50
Pitch	2.54 mm

## Connection 3 (supply)

Connection method	Spade connection
Number of positions	5
Note	2,8 x 0,8

## Dimensions

### Item dimensions

Width	24.2 mm
Height	273.5 mm
Depth	67.6 mm

## Environmental and real-life conditions

### Ambient conditions

Degree of protection (Module)	IP00
Degree of protection (Installation location)	≥ IP54
Ambient temperature (operation)	-20 °C ... 50 °C
Ambient temperature (storage/transport)	-20 °C ... 70 °C
Altitude	≤ 2000 m

## Standards and regulations

### Air clearances and creepage distances

Standards/regulations	EN IEC 60664-1
-----------------------	----------------

## Mounting

Mounting type	Plug-in mounting
Thread type	()
Mounting position	any

## Notes

Notes on operation	For proper use, the specifications of the installation directive (see Downloads) must be observed. For applications or use with third-party products, the specifications, and the safety and warning instructions of the respective third-party manufacturer must also be met.
Notes on operation	For I/O cards 6ES7 421-1BL01-0AA0, 6ES7 422-1BL00-0AA0, and 6ES7 422-7BL00-0AB0: Thanks to the wire bridges that are supplied as standard, the input and output bytes are non-isolated.

# FLKM 50-PA-S400 - Front adapter



2294500

<https://www.phoenixcontact.com/us/products/2294500>

## Notes on operation

For I/O cards 6ES7 421-7BH01-0AB0 and 6ES7 421-7DH00-0AB0:

Only operate in conjunction with VIP-2/SC/FLK50/S7/A-S400 (Item No. 2322359) or VIP-2/PT/FLK50/S7/A-S400 (Item No. 2904289).

All wire bridges on the adapter must be disconnected.

# FLKM 50-PA-S400 - Front adapter

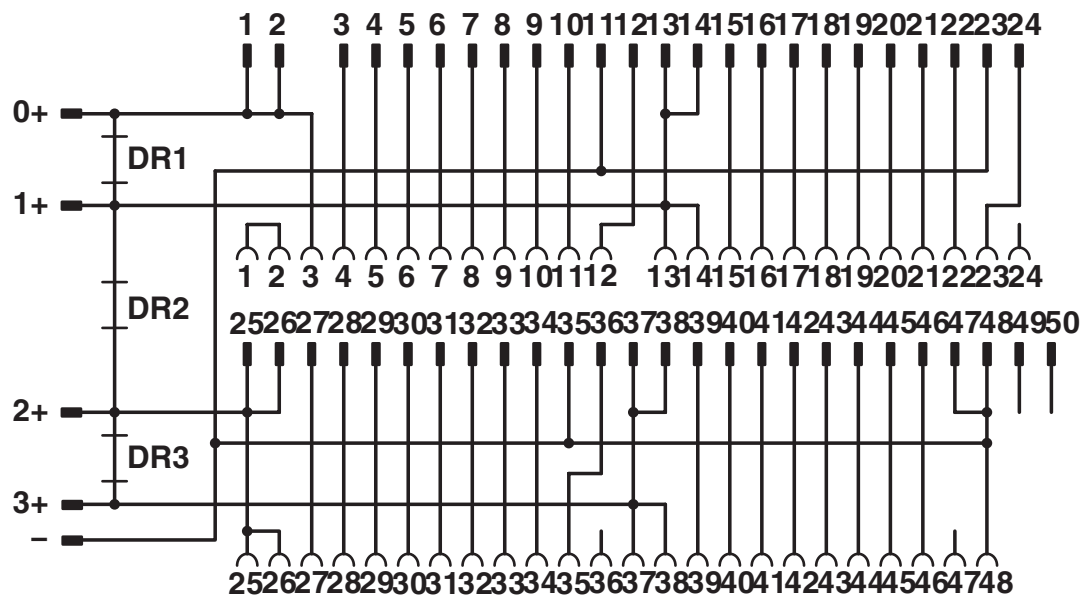


2294500

<https://www.phoenixcontact.com/us/products/2294500>

## Drawings

Circuit diagram



# FLKM 50-PA-S400 - Front adapter





2294500

<https://www.phoenixcontact.com/us/products/2294500>

## Approvals

To download certificates, visit the product detail page: <https://www.phoenixcontact.com/us/products/2294500>

 <b>cUL Recognized</b> Approval ID: E238705				
	Nominal voltage $U_N$	Nominal current $I_N$	Cross section AWG	Cross section $mm^2$
	125 V	0.5 A	-	-

 <b>UL Recognized</b> Approval ID: E238705				
	Nominal voltage $U_N$	Nominal current $I_N$	Cross section AWG	Cross section $mm^2$
	125 V	0.5 A	-	-

<b>cULus Recognized</b>				
-------------------------	--	--	--	--

# FLKM 50-PA-S400 - Front adapter



2294500

<https://www.phoenixcontact.com/us/products/2294500>

## Classifications

### ECLASS

ECLASS-11.0	27242292
ECLASS-12.0	27242292
ECLASS-13.0	27242292

### ETIM

ETIM 9.0	EC002584
----------	----------

### UNSPSC

UNSPSC 21.0	32151600
-------------	----------

# FLKM 50-PA-S400 - Front adapter



2294500

<https://www.phoenixcontact.com/us/products/2294500>

## Environmental product compliance

### EU RoHS

Fulfills EU RoHS substance requirements	Yes, No exemptions
---	--------------------

### China RoHS

Environment friendly use period (EFUP)	EFUP-E
	No hazardous substances above the limits

### EU REACH SVHC

REACH candidate substance (CAS No.)	No substance above 0.1 wt%
-------------------------------------	----------------------------

Phoenix Contact 2024 © - all rights reserved  
<https://www.phoenixcontact.com>

Phoenix Contact USA  
586 Fulling Mill Road  
Middletown, PA 17057, United States  
(+717) 944-1300  
[info@phoenixcon.com](mailto:info@phoenixcon.com)