


# Wire Wound Chip Common Mode Choke Coil – SDCW Series

Operating Temp. : -40°C~+85°C



## FEATURES

- Winding type realizes small size and low profile
- Prevention of common mode noise at high frequency
- 30Ω~2200Ω are optional for different noise level and signal frequency
- Excellent solderability

## APPLICATIONS

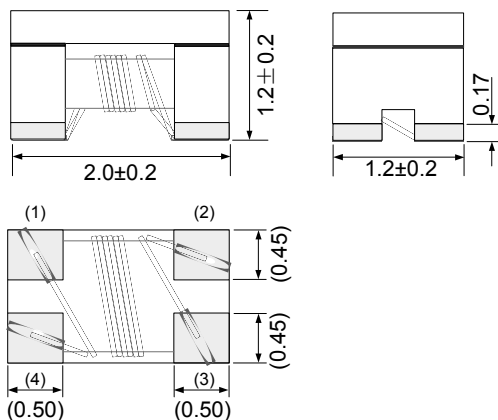
- USB2.0 of PC, peripheral equipments, small digital AV equipments, etc.
- LVDS lines of Note PC, LCD
- Audio lines

## PRODUCT IDENTIFICATION

<b>SDCW</b> ①	<b>2012</b> ②	<b>-2</b> ③	<b>-900</b> ④	<b>T</b> ⑤	<b>F</b> ⑥														
<table border="1"> <tr><th colspan="2">Type</th></tr> <tr><td>SDCW</td><td>Winding Type Common Mode Choke Coil</td></tr> </table>		Type		SDCW	Winding Type Common Mode Choke Coil	<table border="1"> <tr><th colspan="2">External Dimensions (L×W) (mm)</th></tr> <tr><td>2012 [0805]</td><td>2.0×1.2</td></tr> <tr><td>3216 [1206]</td><td>3.2×1.6</td></tr> </table>		External Dimensions (L×W) (mm)		2012 [0805]	2.0×1.2	3216 [1206]	3.2×1.6	<table border="1"> <tr><th colspan="2">Number of Lines</th></tr> <tr><td colspan="2">2</td></tr> </table>		Number of Lines		2	
Type																			
SDCW	Winding Type Common Mode Choke Coil																		
External Dimensions (L×W) (mm)																			
2012 [0805]	2.0×1.2																		
3216 [1206]	3.2×1.6																		
Number of Lines																			
2																			
<table border="1"> <tr><th colspan="2">Impedance</th></tr> <tr><th>Example</th><th>Nominal Value</th></tr> <tr><td>900</td><td>90Ω</td></tr> </table>		Impedance		Example	Nominal Value	900	90Ω	<table border="1"> <tr><th colspan="2">Packing</th></tr> <tr><td>T</td><td>Tape &amp; Reel</td></tr> </table>		Packing		T	Tape & Reel	<table border="1"> <tr><th colspan="2">Hazardous Substance Free Products</th></tr> <tr><td colspan="2">F</td></tr> </table>		Hazardous Substance Free Products		F	
Impedance																			
Example	Nominal Value																		
900	90Ω																		
Packing																			
T	Tape & Reel																		
Hazardous Substance Free Products																			
F																			

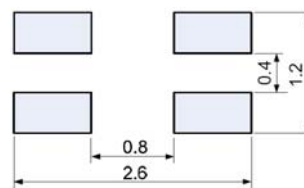
## SHAPE AND DIMENSIONS

SDCW2012 Type



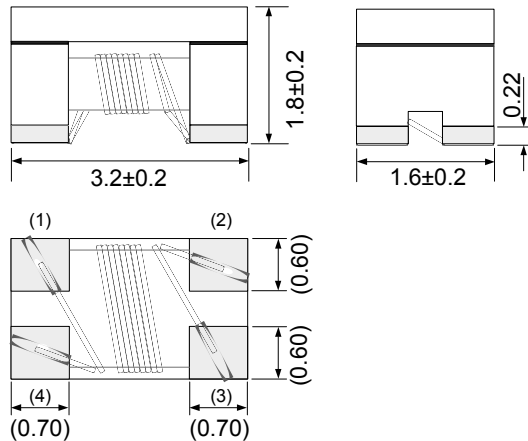
Recommended Land Pattern

Unit: mm



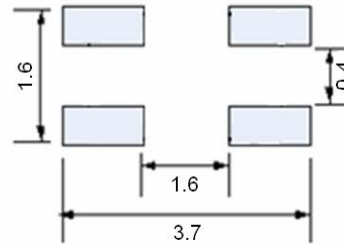
## SHAPE AND DIMENSIONS

### SDCW3216 Type



### Recommended Land Pattern

Unit: mm



## SPECIFICATIONS

### SDCW2012 TYPE

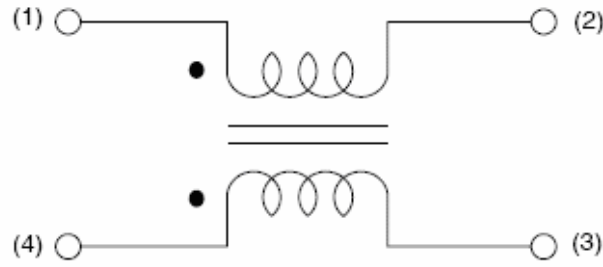
Part Number	Common Mode Impedance @100MHz	Max. DC Resistance	Max. Rated Current	Rated Voltage	Min. Insulation Resistance
Units	$\Omega$	$\Omega$	mA	Volts	M $\Omega$
Symbol	Z	DCR	I <sub>r</sub>	V <sub>DC</sub>	IR
SDCW2012-2-300TF	30±25%	0.20	450	50	10
SDCW2012-2-670TF	67±25%	0.25	400	50	10
SDCW2012-2-900TF	90±25%	0.35	330	50	10
SDCW2012-2-121TF	120±25%	0.30	370	50	10
SDCW2012-2-181TF	180±25%	0.35	330	50	10
SDCW2012-2-201TF	200±25%	0.40	300	50	10
SDCW2012-2-221TF	220±25%	0.40	300	50	10
SDCW2012-2-261TF	260±25%	0.40	300	50	10
SDCW2012-2-361TF	360±25%	0.45	280	50	10
SDCW2012-2-371TF	370±25%	0.45	280	50	10
SDCW2012-2-601TF	600±25%	0.55	200	50	10
SDCW2012-2-751TF	750±25%	0.70	180	50	10
SDCW2012-2-901TF	900±25%	0.80	150	50	10
SDCW2012-2-102TF	1000±25%	0.80	150	50	10

### SDCW3216 TYPE

Part Number	Common Mode Impedance @100MHz	Max. DC Resistance	Max. Rated Current	Rated Voltage	Min. Insulation Resistance
Units	$\Omega$	$\Omega$	mA	Volts	M $\Omega$
Symbol	Z	DCR	I <sub>r</sub>	V <sub>DC</sub>	IR
SDCW3216-2-900TF	90±25%	0.30	370	50	20
SDCW3216-2-161TF	160±25%	0.40	340	50	10
SDCW3216-2-261TF	260±25%	0.50	310	50	10
SDCW3216-2-601TF	600±25%	0.80	260	50	10
SDCW3216-2-102TF	1000±25%	1.00	230	50	10
SDCW3216-2-222TF	2200±25%	1.20	200	50	10

※: Products with other electrical characteristics can be provided upon customer's request. Please contact your local sales.

# EQUIVALENT CIRCUIT



## TYPICAL ELECTRICAL CHARACTERISTICS

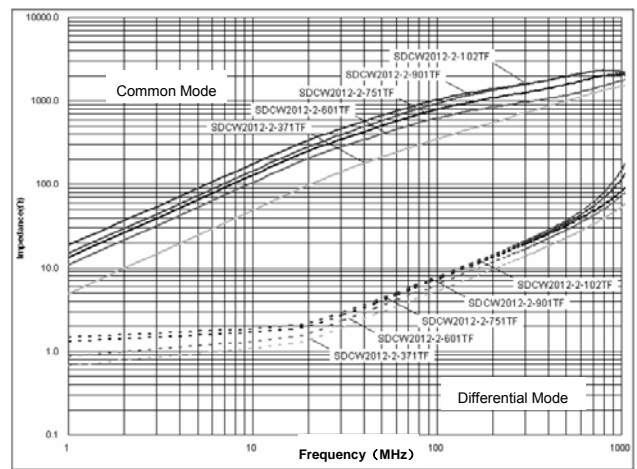
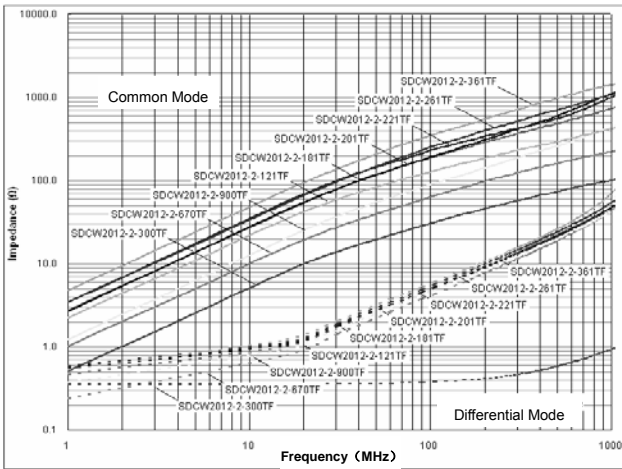
Impedance vs. Frequency

SDCW2012 TYPE

(30~360Ω)

SDCW2012 TYPE

(370~1000Ω)



SDCW3216 TYPE

