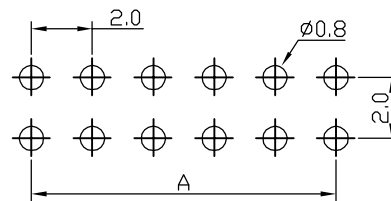
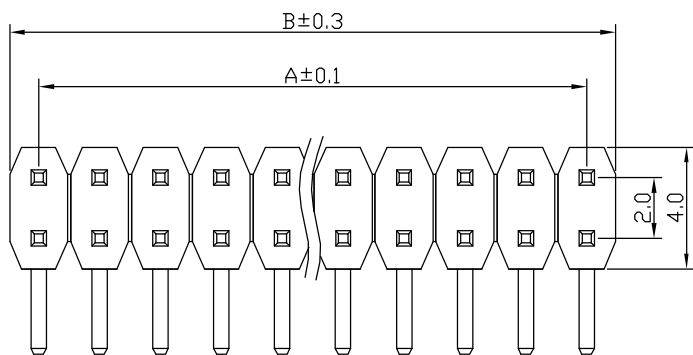


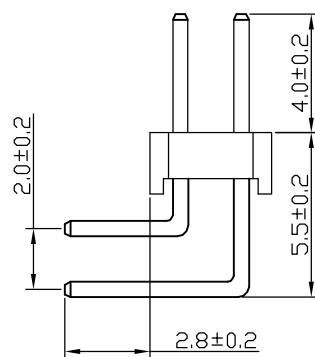
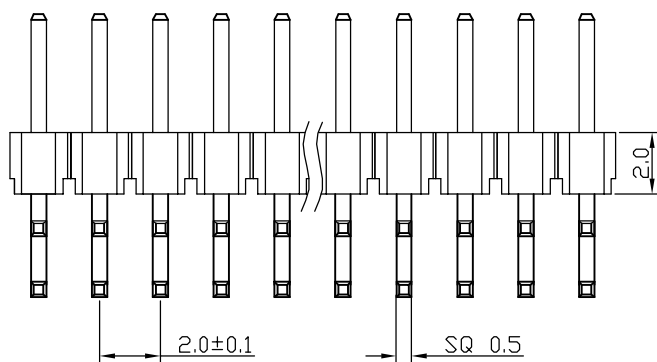
Kinghelm®



RECOMMEND P.C.B LAYOUT
PCB TOLERANCE: ±0.05 (TOP VIEW)

SPECIFICATIONS

- Current Rating: 1.5 Amps
- Insulation Resistance: 1000M Ω Min
- Contact Resistance: 20m Ω Max
- Withstanding Voltage: AC 500V
- Operation Temperature: -40° to +105°
- Contact Material: Brass
- Standard: PBT
- Insulator Material: Polyester (UL 94V-0)
- Contact Plating: Gold Flash
- Max. Processing Temp: 200° C for 30-60 seconds
(220° C for 5 seconds)



- (1) Pin Spacing: 200=2.0mm
- (2) Product Name: PH=Pin Header
- (3) No. of Rows: 1=Single Row; 2=Dual Row
- (4) No. of Pins Per Row: 1~40
- (5) Insulator Material Height: 15=1.5mm; 20=2.0mm
- (6) Connector Type: S=Straight; R=Right; Angle M=SMT
- (7) Contact Material Length: 87=8.7mm 105=10.5mm
- (8) No. of Insulator Material: 1=1PCS; 2=2PCS; 3=3PCS
- (9) Contact Plating:
SN=Ti n; G0=Gold Flash; S0=Gold Flash/Ti n; AU08=Au 0.8u"
- (10) Insulator Material Option:
A=BK-PBT; B=BK-PA6T; C=BK-PA46; D=KB-LCP; S=Special

深圳市金航标电子有限公司

WWW.BDS666.COM

KH-2PH90-2X6P-L10.5

0755-83044319

UNLESS OTHERWISE SPECIFIED TOLERANCE
X : ±0.3 X° : ±5°
X.X : ±0.2 X.X° : ±1°
X.XX : ±0.1 X.XX° : ±0.5°

DRAWN NAME: 2.0PH 2xnPin H2.0 90° L10.5/14.5

SIZE	A4	SCALE	N:1	PROJECT NO.
REV	A	UNIT	mm	PROJECT

CHECKED: LI BEI LIN 12/03/07 CHECKED: / / APPROVED: / /

No. of	DIM. A	DIM. B	No. of	DIM. A	DIM. B	No. of	DIM. A	DIM. B	No. of	DIM. A	DIM. B
1	0.00	2.00	11	20.00	22.00	21	40.00	42.00	31	60.00	62.00
2	2.00	4.00	12	22.00	24.00	22	42.00	44.00	32	62.00	64.00
3	4.00	6.00	13	24.00	26.00	23	44.00	46.00	33	64.00	66.00
4	6.00	8.00	14	26.00	28.00	24	46.00	48.00	34	66.00	68.00
5	8.00	10.00	15	28.00	30.00	25	48.00	50.00	35	68.00	70.00
6	10.00	12.00	16	30.00	32.00	26	50.00	52.00	36	70.00	72.00
7	12.00	14.00	17	32.00	34.00	27	52.00	54.00	37	72.00	74.00
8	14.00	16.00	18	34.00	36.00	28	54.00	56.00	38	74.00	76.00
9	16.00	18.00	19	36.00	38.00	29	56.00	58.00	39	76.00	78.00
10	18.00	20.00	20	38.00	40.00	30	58.00	60.00	40	78.00	80.00