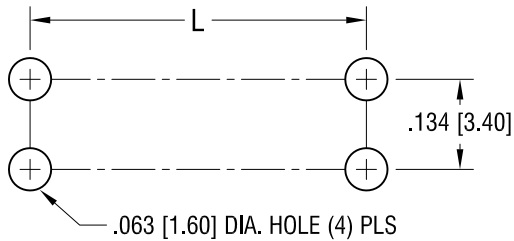


MOUNTING LAYOUT FOR TWO CLIPS

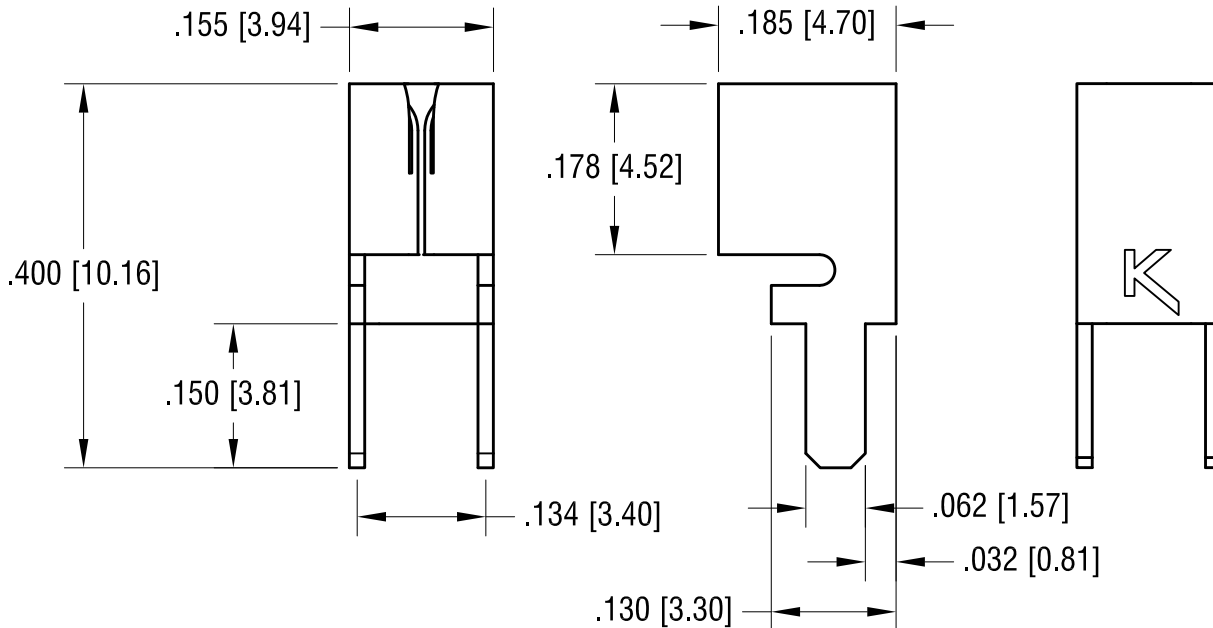
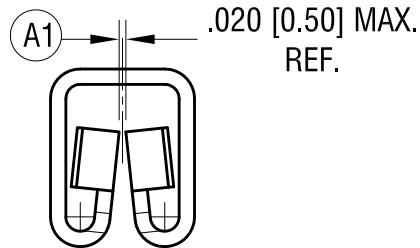
L = .383 [9.73] FOR MINI FUSES

L = .530 [13.46] FOR STANDARD AND LOW PROFILE FUSES



THIS DOCUMENT IS THE PROPERTY OF
KEYSTONE ELECTRONICS CORP. AND
SHALL NOT BE REPRODUCED, DISTRIBUTED
OR USED AS A BASIS FOR MANUFACTURE
WITHOUT PRIOR WRITTEN PERMISSION
FROM KEYSTONE ELECTRONICS CORP.

ACTUAL SIZE



5.13.24 PCN DWG. TO MATCH PRODUCTION
CHANGE AS PER PCN 24-028

E

1.09.19 ADD (A1) REF. ONLY DIMENSION
CHANGE AS PER ECN 19-001

A

DATE

DESCRIPTION

REV.

KEYSTONE ELECTRONICS CORP.

www.keyelco.com • NEW HYDE PARK, NY 11040 • Tel (516) 328-7500

PART NAME

LOW PROFILE UNIVERSAL PC AUTO FUSE CLIP

MATERIAL

.016 [0.40] TH'K BRASS

FINISH

MATTE TIN PLATE

DRN BY

NT

DATE

2.01.19

APP'D

RH

SCALE

5X

TOLERANCES

INCH [MM]
DECIMAL ± .005 [± 0.13]

CODE

ANGULAR ± 1°
UNLESS OTHERWISE SPECIFIED

C

DWG NO.

3588-1