

35-511-100-R ✓ ACTIVE

KISSLING | KISSLING Series 35

TE Internal #: K1129576

500 A Battery Disconnect Switch, 32 VDC, 1 Pole, M10, 0 Auxillary Positions, Long Flange, Lever, Removable Without Chain, KISSLING Series 35

[View on TE.com >](#)



Switches > Battery Disconnect Switches > Battery Disconnect, 500A, 1 Pole



Operating Voltage: **32 VDC**

Switch Main Contact Current Rating: **500 A**

Number of Poles: **1**

Termination Thread Size: **M10**

Number of Auxiliary Contacts: **0**

[All Battery Disconnect, 500A, 1 Pole \(30\)](#)

Features

Product Type Features

| | |
|---------------|-----|
| Sealed Device | Yes |
|---------------|-----|

Configuration Features

| | |
|------------------------------|-------------------------|
| Number of Poles | 1 |
| Number of Auxiliary Contacts | 0 |
| Switch Keying Option | Removable Without Chain |

Electrical Characteristics

| | |
|------------------------------------|--------|
| Operating Voltage | 32 VDC |
| Switch Main Contact Current Rating | 500 A |

Body Features

| | |
|------------------------|-----|
| Operating Handle Color | Red |
|------------------------|-----|

Mechanical Attachment

| | |
|-------------------------|-------------|
| Termination Thread Size | M10 |
| Switch Mounting Option | Long Flange |
| Operating Handle Type | Lever |

Dimensions

| | |
|--|--|
| | |
|--|--|



| | |
|---------------------------------------|------------------|
| Centerline Between Flange Screw Holes | 100 mm[3.937 in] |
| Screw Hole Diameter | 6.5 mm[.256 in] |

Usage Conditions

| | |
|-----------------------------|---------------------------|
| Operating Temperature Range | -40 – 85 °C[-40 – 185 °F] |
|-----------------------------|---------------------------|

Product Compliance

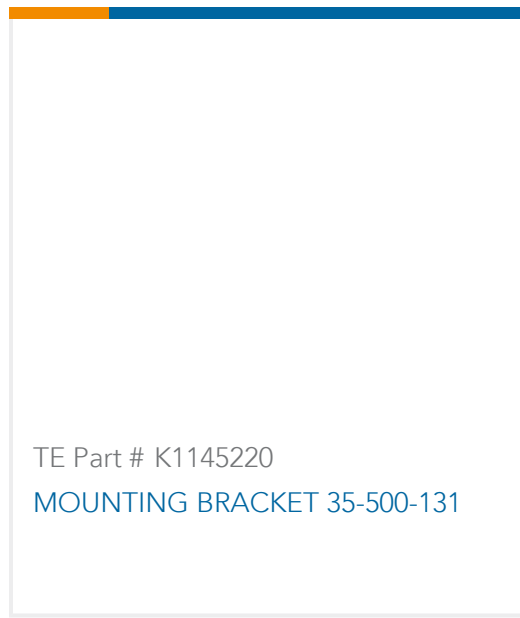
[For compliance documentation, visit the product page on TE.com>](#)

| | |
|---|---|
| EU RoHS Directive 2011/65/EU | Compliant with Exemptions |
| EU ELV Directive 2000/53/EC | Compliant with Exemptions |
| China RoHS 2 Directive MIIT Order No 32, 2016 | Restricted Materials Above Threshold |
| EU REACH Regulation (EC) No. 1907/2006 | Current ECHA Candidate List: JUNE 2024 (241) Candidate List Declared Against: JAN 2021 (211) SVHC > Threshold: Pb (3.1% in Component part) Article Safe Usage Statements: Do not eat, drink or smoke when using this product. Wash thoroughly after handling. Recycle if possible and dispose of the article by following all applicable governmental regulations relevant to your geographic location. |
| Halogen Content | Not Yet Reviewed for halogen content |
| Solder Process Capability | Not reviewed for solder process capability |



Product Compliance Disclaimer

This information is provided based on reasonable inquiry of our suppliers and represents our current actual knowledge based on the information they provided. This information is subject to change. The part numbers that TE has identified as EU RoHS compliant have a maximum concentration of 0.1% by weight in homogenous materials for lead, hexavalent chromium, mercury, PBB, PBDE, DBP, BBP, DEHP, DIBP, and 0.01% for cadmium, or qualify for an exemption to these limits as defined in the Annexes of Directive 2011/65/EU (RoHS2). Finished electrical and electronic equipment products will be CE marked as required by Directive 2011/65/EU. Components may not be CE marked. Additionally, the part numbers that TE has identified as EU ELV compliant have a maximum concentration of 0.1% by weight in homogenous materials for lead, hexavalent chromium, and mercury, and 0.01% for cadmium, or qualify for an exemption to these limits as defined in the Annexes of Directive 2000/53/EC (ELV). Regarding the REACH Regulation, the information TE provides on SVHC in articles for this part number is based on the latest European Chemicals Agency (ECHA) 'Guidance on requirements for substances in articles' posted at this URL: <https://echa.europa.eu/guidance-documents/guidance-on-reach>

Compatible Parts



Also in the Series | **KISSLING Series 35**



Customers Also Bought



Documents

Product Drawings

Battery Disconnecter 35-511-100-R

English

CAD Files

3D PDF

3D



Customer View Model

[ENG_CVM_CVM_35-511-100-R_A.2d_dxf.zip](#)

English

Customer View Model

[ENG_CVM_CVM_35-511-100-R_A.3d_igs.zip](#)

English

Customer View Model

[ENG_CVM_CVM_35-511-100-R_A.3d_stp.zip](#)

English

By downloading the CAD file I accept and agree to the [Terms and Conditions](#) of use.

Datasheets & Catalog Pages

[KISSLING BATTERY DISCONNECTOR Series 35 / 500A](#)

English