

50 Ω MCX TO 6 GHz

MCX Cable Assemblies

RF174, RF178, RF316, RS316



SERIES	END 1 CONNECTOR	END 2 CONNECTOR	OVERALL LENGTH
RF174 = RG 174 Cable	-02SJ1 = MCX Straight Jack		-“XXXX” = Overall Length in millimeters
RF178 = RG 178 Cable	-02RP1 = MCX Right-angle Plug (RS316 not available)		-0100 (100 mm) 3.94" minimum
RF316 = RG 316 Cable, Single Braid Shield	-02SP1 = MCX Straight Plug		
RS316 = RG 316 Cable, Double Shielded			

ALSO AVAILABLE

50 Ω: MMCX, SMA, SMB, BNC, TNC,

N Type = RF174, RF178, RF316

50 Ω: MMCX, SMA, BNC, TNC = RS316

MCX Board Connectors

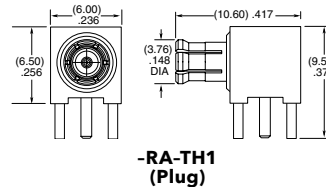
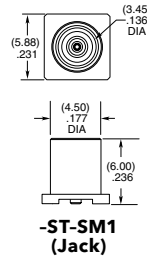
MCX-TH, MCX-SM, MCX-EM, MCX-MT

Cable Mates:

RF174, RF178, RF316, RS316, GRF1H-C, IJ5H



MCX	GENDER	TYPE	PLATING	ORIENTATION	TERMINATION
	-J = Jack	-P = PCB Mount	-H = 30 μ" (0.76 μm) Gold center contact, 3 μ" (0.08 μm) Gold outer contact	-ST = Straight	-TH1 = Through-hole (-ST plug not available)
	-P = Plug			-RA = Right-angle	-TH2 = Elevated Through-hole (-ST plug only)
					-SM1 = Surface Mount (Jack only)
					-EM1 = Edge Mount (-ST jack only)
					-MT1 = Mixed Technology (-ST jack only)



MCX Cable Connectors

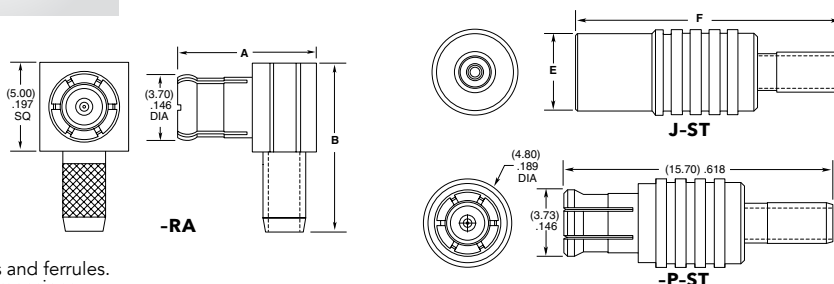
MCX-CA



CONNECTORS FOR INDUSTRY STANDARD CABLES	
MCX-J-C-H-ST-CA1	RG 174/316 Cable
*MCX-J-C-H-ST-CA2	RG 178 Cable
MCX-J-C-HF-ST-CA1S	RG 316 Double Shielded Cable
*MCX-P-C-H-ST-CA1	RG 174/316 Cable
MCX-P-C-H-ST-CA2	RG 178 Cable
MCX-P-C-HF-ST-CA1S	RG 316 Double Shielded Cable
*MCX-P-C-H-RA-CA1	RG 174/316 Cable
MCX-P-C-H-RA-CA2	RG 178 Cable

P-C = Cable Plug
J-C = Cable Jack
H or HF = Plating (30 μ" Gold center contact, 3 μ" Gold outer contact)
ST = Straight
RA = Right-angle

*Add "-B" to the end of the part number for bulk packaging



TYPE (-RA)	A	B
-P-CA1	(7.78) .306	(9.50) .374
-P-CA2	(8.58) .338	(10.00) .394

TYPE (-ST)	E	F
-J-CA1	(4.50) .177	(15.50) .610
-J-CA2	(4.78) .188	(15.00) .591
-J-CA1S	(4.50) .177	(15.50) .610

Supplied with pins and ferrules. See website for dimensions.