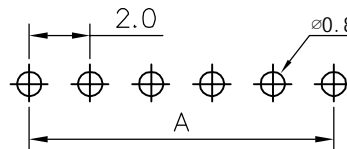
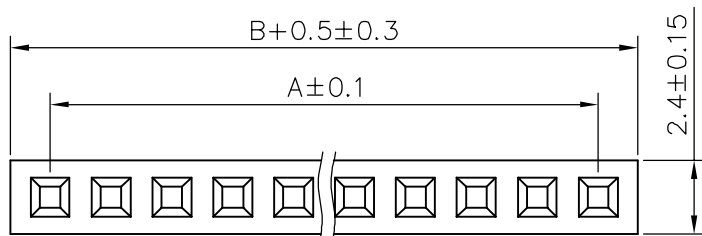


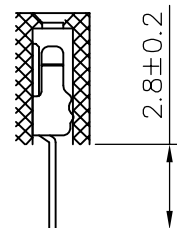
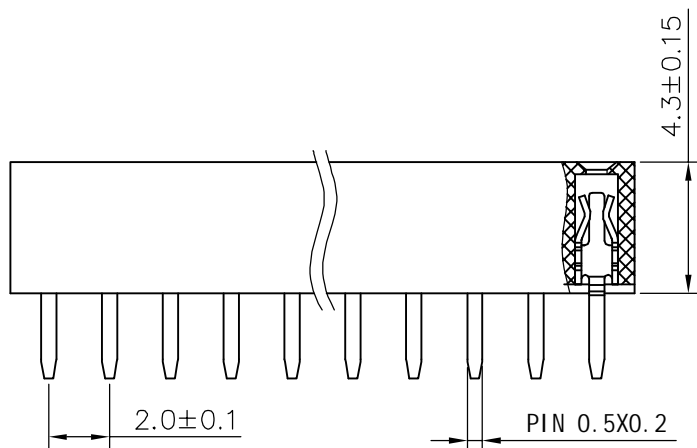
# Kinghelm®

## SPECIFICATIONS

Current Rating: 1.5 Amps  
 Insulation Resistance: 1000MΩ Min  
 Contact Resistance: 20mΩ Max  
 Withstanding Voltage: AC 500V  
 Operation Temperature: -40° to +105°  
 Contact Material: Brass  
 Standard: PA6T  
 Insulator Material: Polyester (UL 94V-0)  
 Contact Plating: Gold Flash  
 Max. Processing Temp: 240° C for 30-60 seconds  
 (260° C for 5 seconds)



RECOMMEND P. C. B LAYOUT  
 PCB TOLERANCE: ±0.05 (TOP VIEW)



- (1) Pin Spacing: 200=2.0mm
- (2) Product Name: FH=Female Header
- (3) No. of Rows: 1=Single Row ; 2=Dual Row
- (4) No. of Pins Per Row: 1~40
- (5) Insulator Material Height: 43=4.3mm; 72=7.2mm
- (6) Connector Type: S=Straight; R=Right; Angle M=SMT
- (7) Connector Material Length: 24=2.4mm; 28=2.8mm
- (8) Insulator Material Width: 40=4.0mm 45=4.5mm
- (9) Contact Plating: G0=Gold Flash; AU10=Au 1.0u"
- (10) Insulator Material Option:  
 A=BK-PA6T; B=BK-PA46; C=KB-LCP; S=Special

深圳市金航标电子有限公司

WWW.BDS666.COM

KH-2FH-1X18P-H4.3

0755-83044319

UNLESS OTHERWISE SPECIFIED TOLERANCE  
 X : ±0.3 X° : ±5°  
 X.X : ±0.2 X.X° : ±1°  
 X.XX : ±0.1 X.XX° : ±0.5°

DRAWING NAME: 2.0FH 1xnPin H4.3 DIP

SIZE	A4	SCALE	N:1	PROJECT NO.	
REV	A	UNIT	mm	PROJECT	PAGE 1/1

CHECKED: LI BEI LIN 12/03/07 CHECKED: / / APPROVED: / /

No. of	DIM. A	DIM. B	No. of	DIM. A	DIM. B	No. of	DIM. A	DIM. B	No. of	DIM. A	DIM. B
1	0.00	2.00	11	20.00	22.00	21	40.00	42.00	31	60.00	62.00
2	2.00	4.00	12	22.00	24.00	22	42.00	44.00	32	62.00	64.00
3	4.00	6.00	13	24.00	26.00	23	44.00	46.00	33	64.00	66.00
4	6.00	8.00	14	26.00	28.00	24	46.00	48.00	34	66.00	68.00
5	8.00	10.00	15	28.00	30.00	25	48.00	50.00	35	68.00	70.00
6	10.00	12.00	16	30.00	32.00	26	50.00	52.00	36	70.00	72.00
7	12.00	14.00	17	32.00	34.00	27	52.00	54.00	37	72.00	74.00
8	14.00	16.00	18	34.00	36.00	28	54.00	56.00	38	74.00	76.00
9	16.00	18.00	19	36.00	38.00	29	56.00	58.00	39	76.00	78.00
10	18.00	20.00	20	38.00	40.00	30	58.00	60.00	40	78.00	80.00