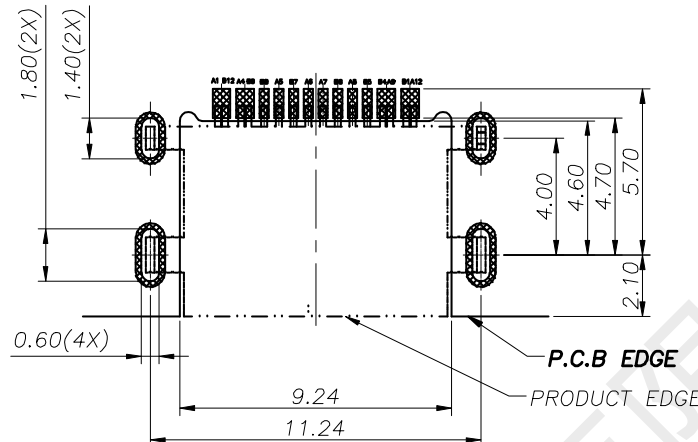
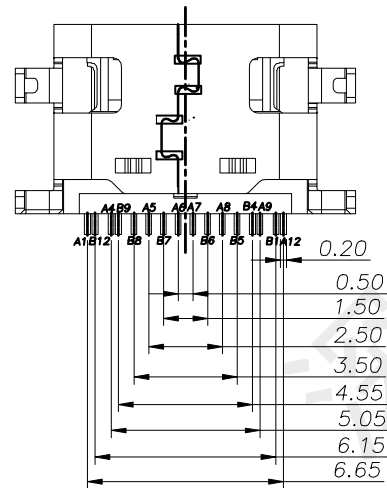
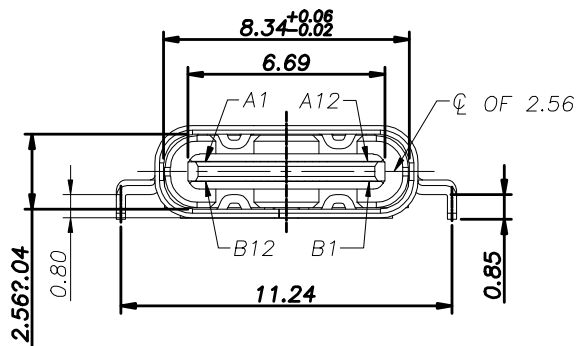
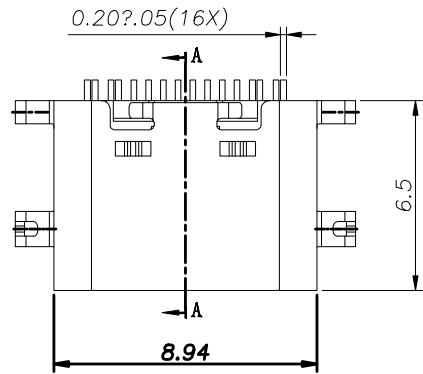
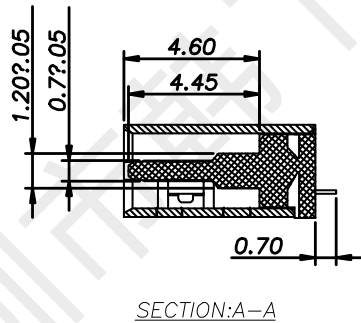
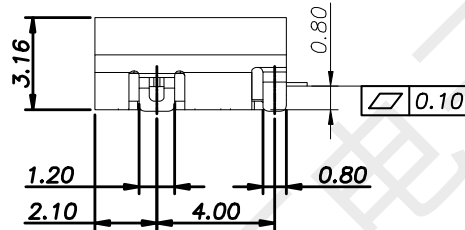


REV.	ECN NO.	DESCRIPTION	APP.	DATE
A				



RECOMMENDED PCB LAYOUT(TOP VIEW)
THICKNESS 0.80MM;DEFAULT TOLERANCE:±0.05



规格说明 Specifications:

1. 电气特性 Electrical:

- 额定电压(Rated voltage): 20V DC
- 额定电流(Rated current): 3A VBUS引脚;
1.25A用于GND引脚, 其他引脚为0.25A.
- 接触电阻(Contact resistance): 40mΩ Max
测试条件:20mv, 100mA下测量.
- 绝缘电阻(Insulation resistance): 100MΩ Min
- 耐电压(Withstand Voltage): 100V AC

2. 机械性能 Mechanical:

- 插入力(Mate force): 0.5-2.0Kg
- 拔出力(Unmate force): 0.6-2.0Kg
- 插拔次数(Durability): 5000 Cycles.

3. 材料 Material:

- 胶芯(Housing): LCP UL94 V-0
- 端子(Contact): C2680, T=0.2mm; 镍底, 镀金
- 外壳(Shell): 不锈钢201-H 表面镀镍

4. 温度范围(Temperature Range): -30°C to +80°C.

TOLERANCES 一般公差	UNIT : mm			
DISTANCE				
X. ±0.30	DRAWN	黄彬	TITLE : HX TYPE-C 16P CB0.8	
.X ±0.25	CHECKED	张伟	PARTS NO. : HX TYPE-C 16P CB0.8	
.XX ±0.15	APPROVE	罗小春	DWG NO. :	
.XXX ±0.10			SIZE A4	SCALE 1:1
ANGLE			SHEET 1 of 1	REV. A
X' ±2'				
.X' ±1'				
.XX' ±0.5'				