

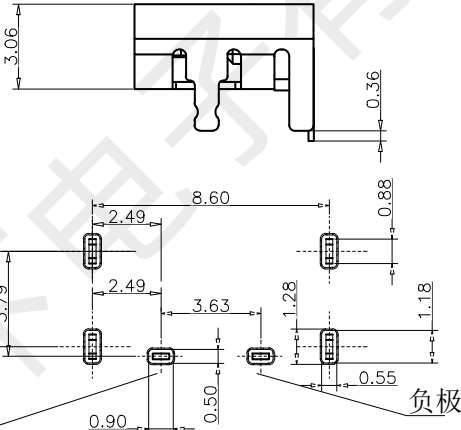
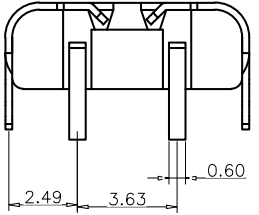
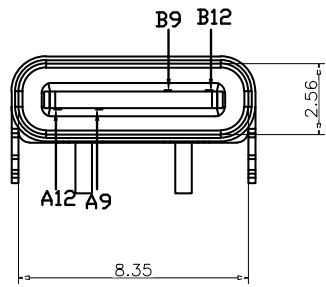
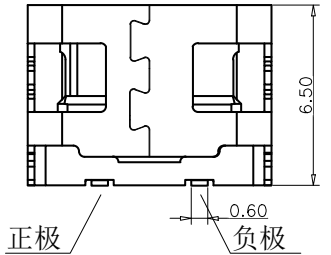
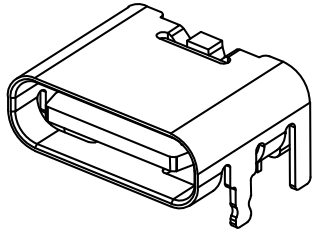
REV.	ECN	DESCRIPTION	MDF'D	DATE
		新订图面		

规格说明 Specifications:

1. 电气特性 Electrical:
 - 额定电压(Rated voltage): 5V DC
 - 额定电流(Rated current): 3A VBUS引脚;
1.25A用于GND引脚, 其他引脚为0.25A.
 - 接触电阻(Contact resistance): 40mΩ Max
 - 测试条件: 20mv, 100mA下测量.
 - 绝缘电阻(Insulation resistance): 100MΩ Min
 - 耐电压(Withstand Voltage): 100V AC
2. 机械性能 Mechanical:
 - 插入力(Mate force): 0.5-2.0Kg
 - 拔出力(Unmate force): 0.6-2.0Kg
 - 插拔次数(Durability): 5000 Cycles.
3. 材料 Material:
 - 胶芯(Housing): LCP UL94 V-0
 - 端子(Contact): C2680, T=0.2mm; 镍底, 镀金
 - 外壳(Shell): 不锈钢201-H 表面镀镍
4. 温度范围(Temperature Range): -30°C to +80°C

USB TYPE C PIN ASSIGNMENTS

PIN NUMBER	SIGNAL NAME	PIN NUMBER	SIGNAL NAME
		B12	GND
		B9	VBUS
A5	CC1		
		B5	CC2
A9	VBUS		
A12	GND		



RECOMMEND P.C.B LAYOUT(COMPONENT SIDE)
TOLERANCE FOR PCB LAYOUT IS ±0.05

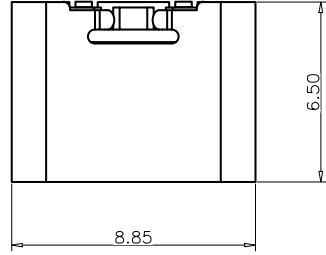


TABLE:

NO	PART	Q'TY	Material
1	SHELL	1	ZINC ALLOY, NI30u"Min PLATED
2	CONTACT	6	C2680, TIN80u"/Au1u"/NI30u" PLATED
3	1MD HOUSING	1	LCP UL94 V-0 BLACK
4	CAP	1	LCP UL94 V-0 BLACK
5	WATERPROOF RING	1	SILICONE UL94 V-0 BLACK

韩下 深圳市韩下电子有限公司

品名 (ITEM NO)	HX TYPE-C-2P+4J	页码 (SHEET)	1	单位 (UNIT):	MM
料号 (PART NO)		版本 (REV)	A1	比例 (SCALE)	1:1
图号 (DWG NO)		日期 (DATE)	2022.7.20	设计 (DESIGN)	黄彬
		审核 (CHECKED)	张伟	核准 (APPROVED)	罗小春

未注公差
TOLERANCE UNSPECIFIED

X.X	±0.20
X.XX	±0.15
X.XXX	±0.10
X°	±5°
X.X°	±2°