

“Stay Connected” with



Strain Relief Bushings

a PennEngineering® Company



Heyco® Original Strain Relief Bushings

Straight-Thru for Round Cables

.875" (22,2 mm) to 1.187" (30,1 mm) Mounting Holes

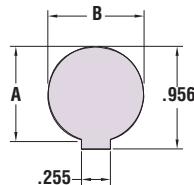
Fit 1/2" or 3/4" Electrical Knock-out Hole Sizes

- **Protects the lifeline of your electric/ electronic products** by absorbing the forces of pull, push, and twist that may be exerted on the flexible power cord.
- Securely anchors, insulates, and protects cables at panel entry points.
- Sizes SR 7-Series to SR 9-Series for mounting hole diameters from .875" (22,2 mm) to 1.187" (28,6 mm).
- Sizes for thin .062" (1,6 mm) panel available:
SR 8N-2
See chart for details.
- See page 4-38 for corresponding **Mounting Hole Plugs** which can be used to fill blank/unused Mounting Holes and thus allow for a single panel design for multiple applications.
- Consult Heyco for other wire types and sizes.
- See pages 4-27 & 4-28 for SR assembly tools.
- For Double D Mounting Hole Punches, see page 4-30.

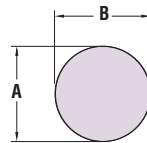
UL Type	WILL FIT THESE CABLES		PANEL DIMENSIONS						PART NO.	DESCRIPTION	PART DIM.		Mounting Hole Plug PART NO.												
	AWG/ Conductors	Approximate Size	A Mounting Hole Dia.		B To Prevent Rotation		Finished Fit Panel Thickness*				C BODY LENGTH														
		in. mm.	in. mm.	in. mm.	in. mm.	in. mm.	in. mm.	Black		in. mm.															
SJ, SJT & SJO	16/2	.325	8,3	.875	22,2	.770	19,6	.125	3,2	1240	SR 7K-2	.750	19,1	2509											
	18/3	.330	8,4																						
	14/2	.350	8,9																						
	16/3	.355	9,0																						
	18/4	.360	9,1																						
Same as SR 7K-2 above except			See Schematic					.125	3,2	1271	SR 7KR-2	.750	19,1	2509											
SJT	14/3	.370	9,4	.875	22,2	.770	19,6	.125	3,2	1247	SR 7W-2	.750	19,1	2509											
	12/3	.425	10,8																						
S, SO, & ST	18/2	.390	9,9																						
	18/3	.405	10,3																						
	16/2	.405	10,3																						
	16/3	.430	10,9																						
Same as SR 7W-2 above except								.200	5,1	1250	SR 7L-2	.750	19,1	consult Heyco											
SJT	12/3	.425-.475	10,8-12,1	.875	22,2	.840	21,3	.125	3,2	1497	SR 31-2	.812	20,6	2509											
S & ST	14/2	.530	13,5	.875	22,2	.840	21,3	.062	1,6	1254	SR 8N-2	.828	21,0	2509											
	14/3	.560	14,2																						
	12/2	.600	15,3																						
Same as SR 8N-2 above except															.125	3,2	1260	SR 8P-2	.812	20,6	2509				
															.187	4,8	1274	SR 8L-1	.812	20,6	consult Heyco				
S	12/2	.600	15,2	1.093	27,7	1.000	25,4	.281	7,1	1287	SR 9P-2	1.000	25,4	2717											
	12/3	.635	16,1	1.093	27,7																				
	10/2	.640	16,3	1.093	27,7																				
S, SO & ST	10/3	.690	17,5	1.187	30,2																				
	SRDT	10/4																							

Standard color black. Consult Heyco for white and other colors.

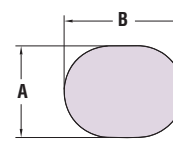
*Maximum Panel Thickness. Part has additional clearance. Consult Heyco for your Custom Finished Fit Panel Thickness.



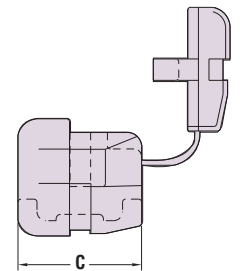
FOR SR-7KR-2 ONLY



STANDARD MOUNTING HOLES



ELONGATED MOUNTING HOLE



Quick Specs

Material
Certifications

Nylon 6/6



Recognized under the Component Program of Underwriters' Laboratories File E15331



Certified by the Canadian Standards Association File 8919

Flammability Rating
Temperature Range

94V-2

-.04°F (-18°C) to 221°F (105°C)

Mouser Electronics

Authorized Distributor

Click to View Pricing, Inventory, Delivery & Lifecycle Information:

[Heyco:](#)

[1274](#) [1271](#) [1254](#) [1250](#) [1287](#) [1240](#) [1247](#) [1241](#) [1260](#) [1263](#) [1248](#) [1248-P](#) [1247-P](#) [1275](#) [1272](#) [1242CD](#) [1288](#)
[1249CD](#) [1261](#) [1255](#) [1249](#) [1251](#) [1242](#)